



(12) **United States Design Patent**
He

(10) **Patent No.:** **US D965,692 S**
(45) **Date of Patent:** **** Oct. 4, 2022**

(54) **SPINNER TOY**
(71) Applicant: **Jun He**, Shenzhen (CN)
(72) Inventor: **Jun He**, Shenzhen (CN)
(**) Term: **15 Years**
(21) Appl. No.: **29/819,424**

D830,471 S 10/2018 Guo
D834,653 S 11/2018 Shi
D851,177 S 6/2019 Bo
D851,707 S * 6/2019 Ren D21/455
D861,078 S 9/2019 Lin
D872,807 S * 1/2020 Lowsky D21/455
D881,998 S 4/2020 Lam
2013/0102220 A1* 4/2013 Wang A63H 33/06
446/124
2013/0210314 A1* 8/2013 Rottjer A63H 33/062
446/124
2018/0193763 A1* 7/2018 Heo A63H 33/08

(22) Filed: **Dec. 15, 2021**
(51) **LOC (13) Cl.** **21-01**
(52) **U.S. Cl.**
USPC **D21/455**
(58) **Field of Classification Search**
USPC D21/455, 457, 460, 398, 389, 478, 479,
D21/468, 484, 486, 492
CPC ... A63H 5/00; A63H 3/20; A63H 3/16; A63H
33/062; A63F 9/16
See application file for complete search history.

OTHER PUBLICATIONS

Amazon.com, Yixi Brand, Fidget spinner, reviewed Jun. 21, 2021.*
* cited by examiner

Primary Examiner — Philip S Hyder
(74) *Attorney, Agent, or Firm* — Runit Ranjit Kanakia

(56) **References Cited**

U.S. PATENT DOCUMENTS

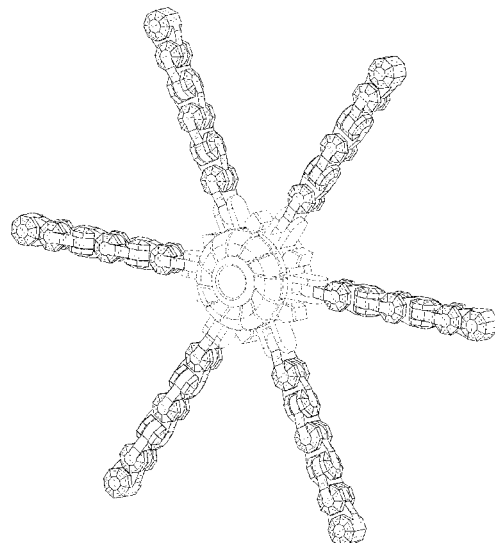
4,680,022 A * 7/1987 Hoshino A63H 11/20
74/96
5,913,706 A * 6/1999 Glickman A63H 3/16
446/99
6,482,063 B1 * 11/2002 Frigard A63H 33/103
446/124
6,692,332 B2 * 2/2004 Jheow A63H 3/16
446/383
9,004,799 B1 * 4/2015 Tibbits G09B 25/02
403/56
9,067,147 B1 * 6/2015 Woodhouse A63H 3/46
D782,584 S * 3/2017 Cummings D21/610
D801,440 S * 10/2017 Pavelsky A63H 33/08
D21/455
D811,930 S * 3/2018 Amfitheatrof G09B 25/02
D11/93
9,914,063 B1 * 3/2018 McCoskery A63F 9/16
D818,052 S 5/2018 Liu
D818,053 S 5/2018 Liu
D820,918 S 6/2018 Zhong

(57) **CLAIM**
The ornamental design for a spinner toy, as shown and described.

DESCRIPTION

FIG. 1 is a perspective view of a spinner toy showing my new design;
FIG. 2 is another perspective view thereof;
FIG. 3 is a front elevational view thereof;
FIG. 4 is a rear elevational view thereof;
FIG. 5 is a left elevational view thereof
FIG. 6 is a right side view thereof;
FIG. 7 is a top side view thereof;
FIG. 8 is a bottom plan view thereof; and,
FIG. 9 is a perspective view of the spinner toy in a deformable state.
The broken lines in the figures are for the purposes of illustrating portions of the Fill Light, which form no part of the claimed design.

1 Claim, 7 Drawing Sheets



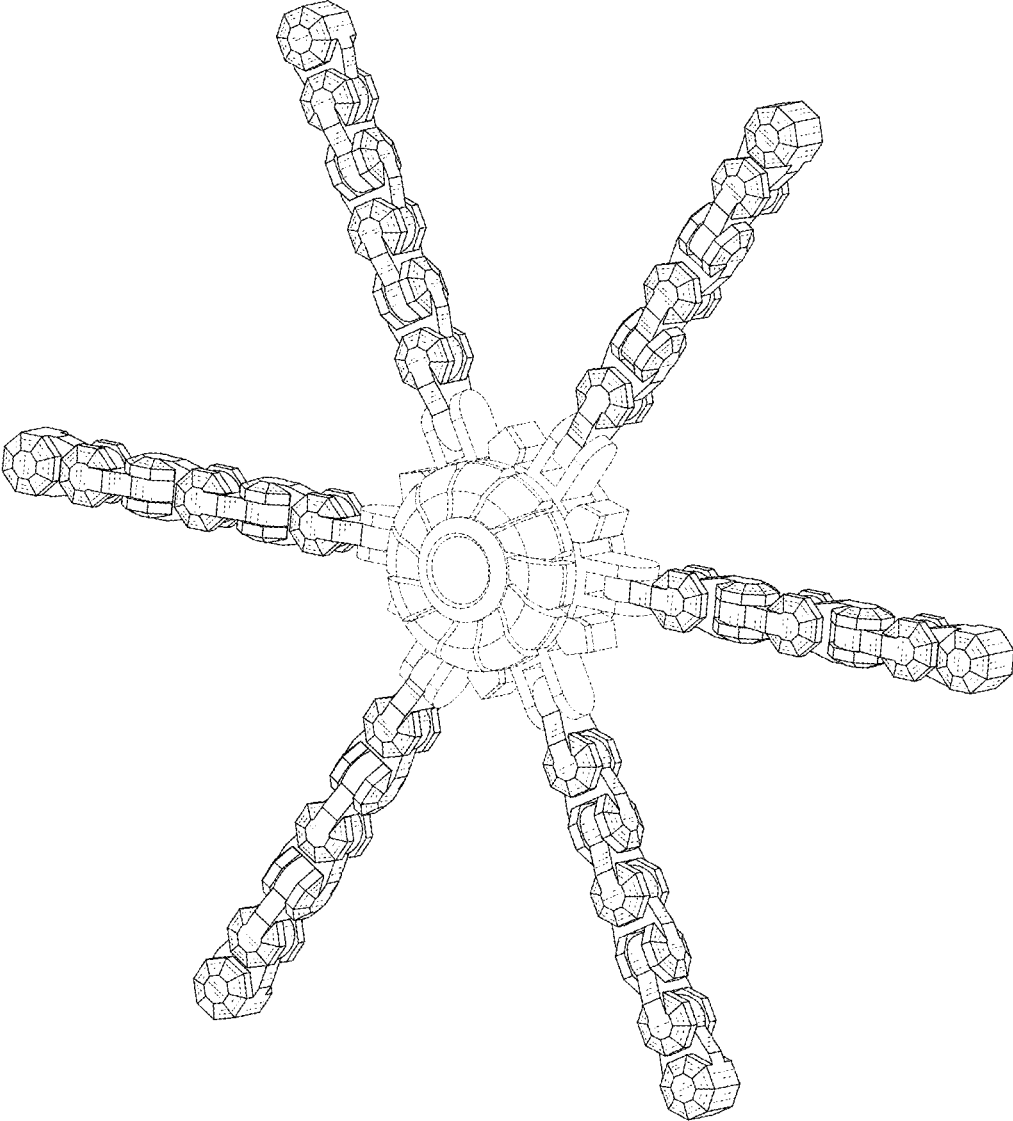


FIG. 1




FIG. 2




FIG. 3




FIG. 4

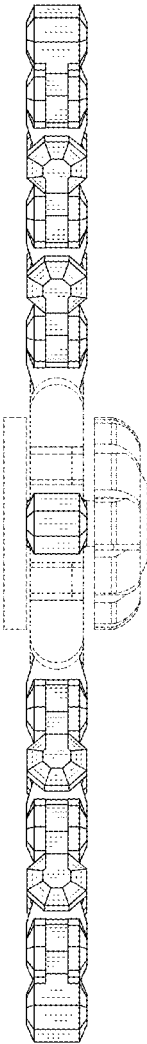


FIG. 5

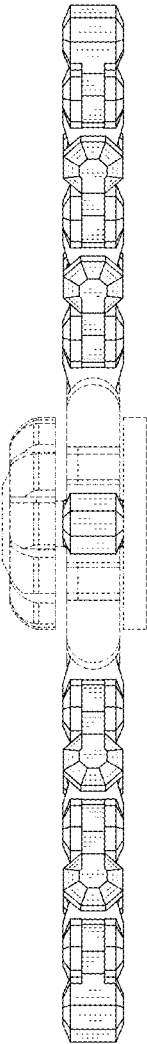


FIG. 6

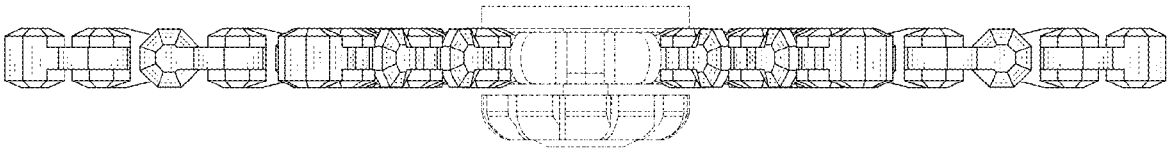


FIG. 7

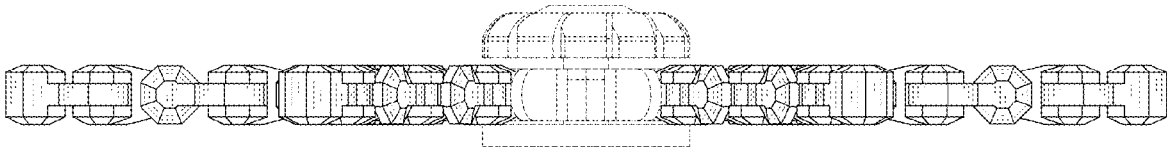


FIG. 8

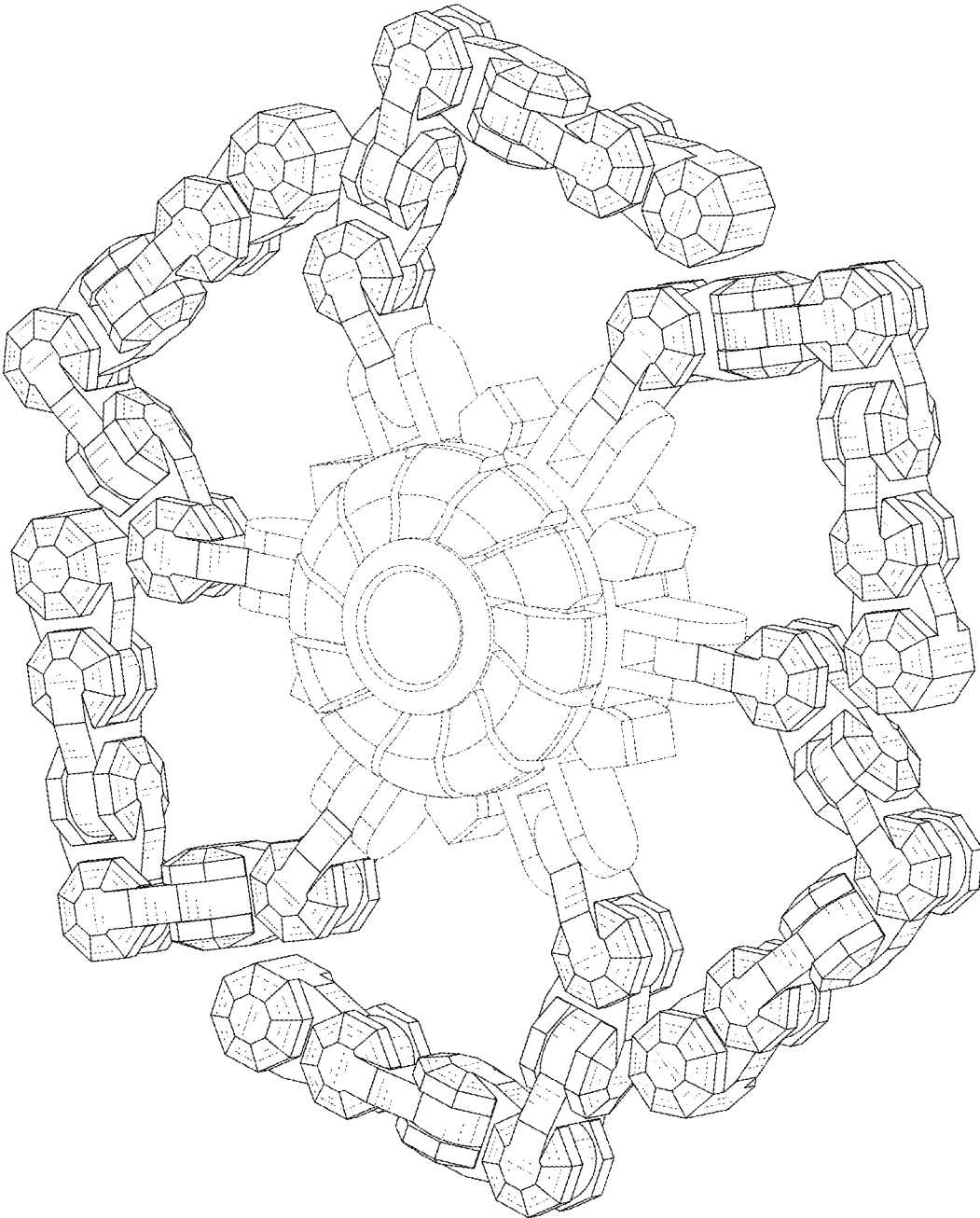


FIG. 9