



US00D457643S

(12) **United States Design Patent**
Qi et al.

(10) **Patent No.:** **US D457,643 S**

(45) **Date of Patent:** **** May 21, 2002**

(54) **DUAL POST MASSAGER**

(76) Inventors: **Le Qi**, 16/F, B, Shenfang Building,
North Huaqiang, Shenzhen (CN);
Hongbai Choi, 6970 Aragon Cir. #5,
Buena Park, CA (US) 90620

(**) Term: **14 Years**

(21) Appl. No.: **29/147,211**

(22) Filed: **Aug. 24, 2001**

(51) **LOC (7) Cl.** **28-03**

(52) **U.S. Cl.** **D24/215; D24/214**

(58) **Field of Search** D24/215, 214,
D24/200; 601/67, 69, 70, 78, 80, 81

(56) **References Cited**

U.S. PATENT DOCUMENTS

4,763,657	A	*	8/1988	Chen et al.	607/96
D359,563	S	*	6/1995	Chi	D24/214
D363,994	S	*	11/1995	Cheng	D24/215
D388,175	S	*	12/1997	Lie	D24/215

D407,498	S	*	3/1999	Cooper	D24/215
5,925,002	A	*	7/1999	Wollman	601/70
D415,283	S	*	10/1999	Moon	D24/215
D430,938	S	*	9/2000	Lee	D24/215

* cited by examiner

Primary Examiner—Stella Reid

(74) *Attorney, Agent, or Firm*—Joe Nieh

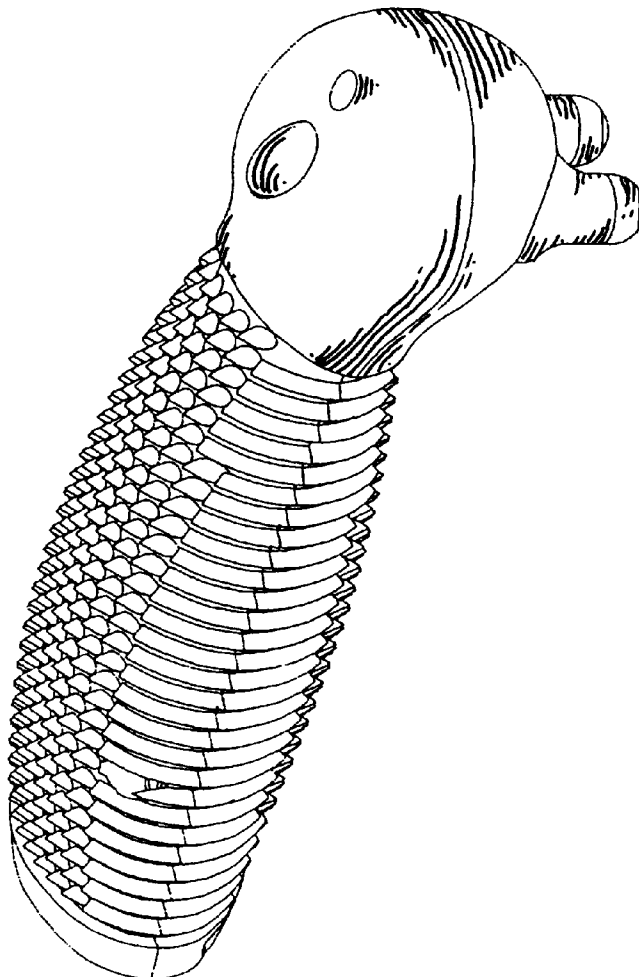
(57) **CLAIM**

The ornamental design for a dual post massager, as shown and described.

DESCRIPTION

FIG. 1 is a 3-dimensional view of a dual post massager showing our new design;
FIG. 2 is a left side view thereof;
FIG. 3 is a front view thereof;
FIG. 4 is a back view thereof;
FIG. 5 is a right side view thereof;
FIG. 6 is a top view thereof; and,
FIG. 7 is a bottom view thereof.

1 Claim, 4 Drawing Sheets



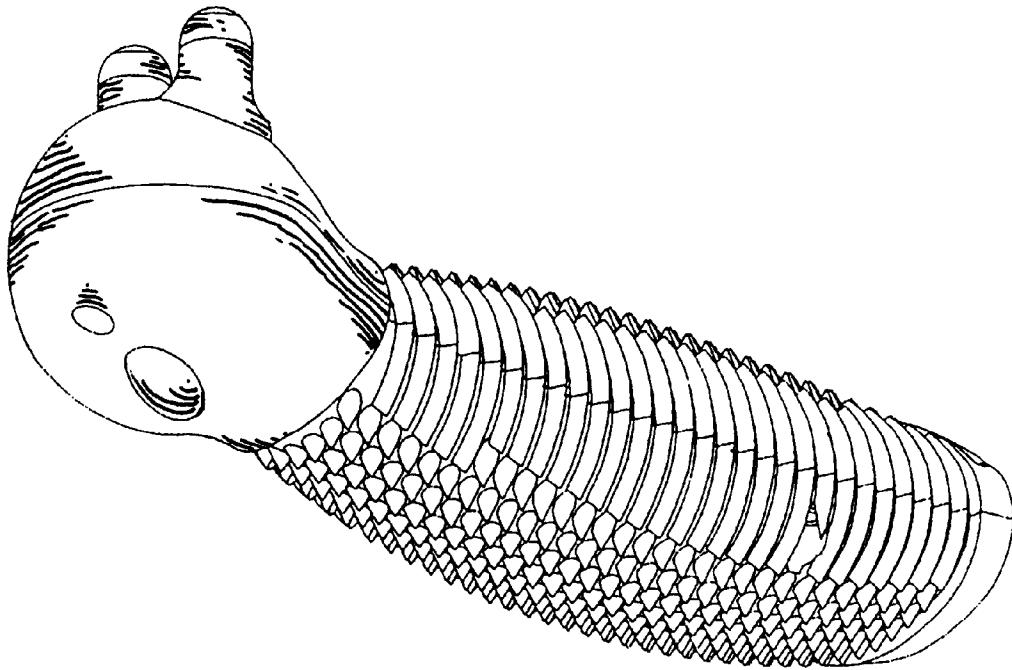


Figure 1

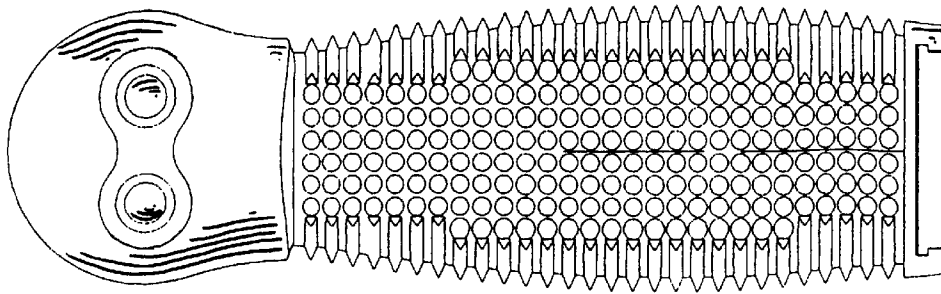


Figure 3

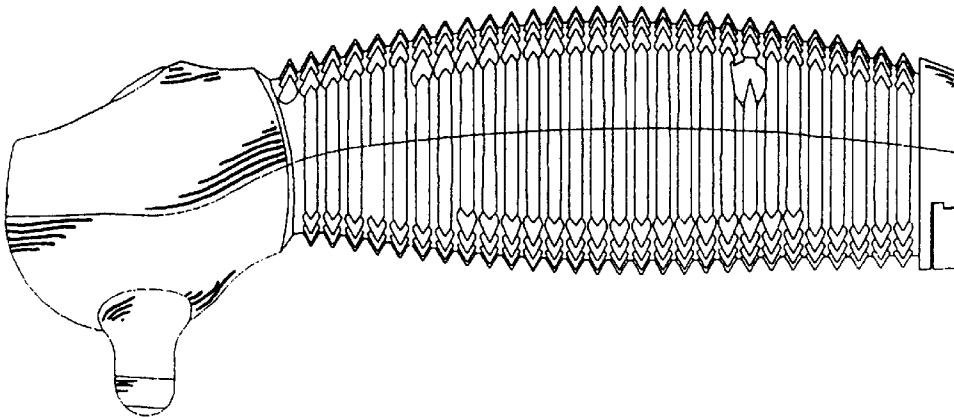


Figure 2

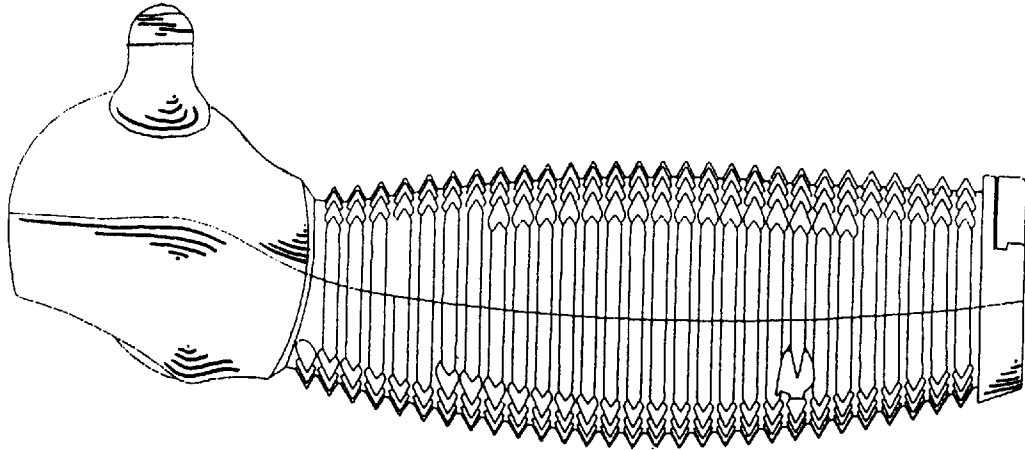


Figure 5

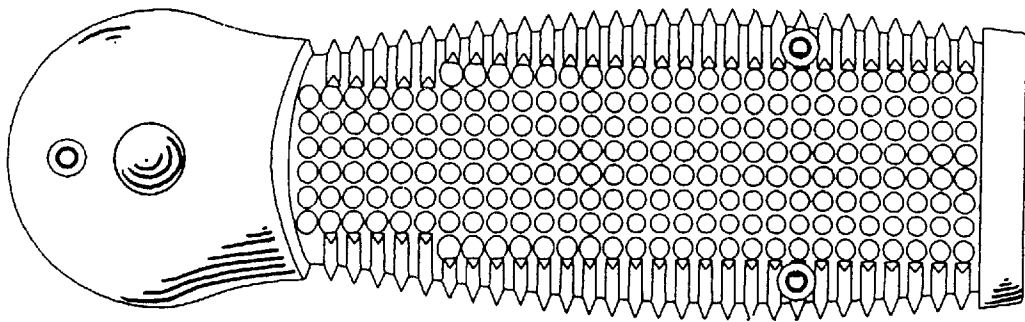


Figure 4

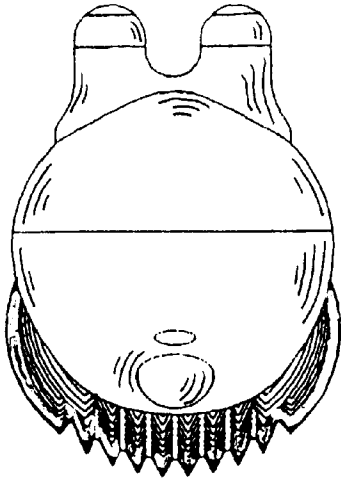


Figure 6

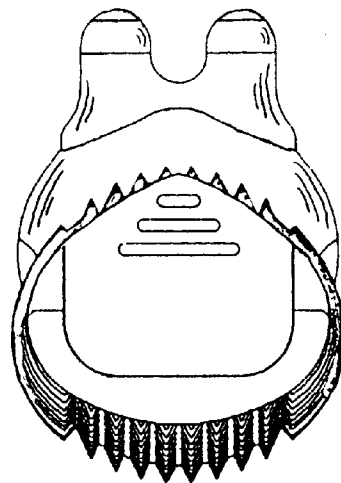


Figure 7