



US00D786256S

(12) **United States Design Patent**  
**Stewart**

(10) **Patent No.:** **US D786,256 S**

(45) **Date of Patent:** **\*\* May 9, 2017**

(54) **ELECTRONIC DEVICE CASE**

(71) Applicant: **Griffin Technology, LLC**, Irvine, CA  
(US)

(72) Inventor: **Brittany L. Stewart**, Nashville, TN  
(US)

(73) Assignee: **Griffin Technology, LLC**, Irvine, CA  
(US)

(\*\*) Term: **15 Years**

(21) Appl. No.: **29/555,803**

(22) Filed: **Feb. 25, 2016**

(51) **LOC (10) Cl.** ..... **14-02**

(52) **U.S. Cl.**  
USPC ..... **D14/440**

(58) **Field of Classification Search**  
USPC .... D14/250, 440, 447, 253; 206/45.23, 320,  
206/45.2, 316.2; 361/679.55; 294/25;  
224/218

CPC .... G06F 1/1628; G06F 1/1613; G06F 1/1626;  
A47B 23/044

See application file for complete search history.

(56) **References Cited**

**U.S. PATENT DOCUMENTS**

D600,699	S	*	9/2009	Johnston	.....	D14/440
D669,480	S	*	10/2012	Piedra	.....	D14/440
D692,434	S	*	10/2013	Kim	.....	D14/440
D696,253	S	*	12/2013	Akana	.....	D14/345
D696,256	S	*	12/2013	Piedra	.....	D14/440
D730,913	S	*	6/2015	Shao	.....	D14/440
D760,708	S	*	7/2016	Hirst	.....	D14/250

D766,907	S	*	9/2016	Veltz	.....	D14/440
D772,881	S	*	11/2016	Chang	.....	D14/440
2010/0294683	A1	*	11/2010	Mish	.....	A45C 11/00 206/320
2012/0037523	A1	*	2/2012	Diebel	.....	A45C 11/00 206/320
2012/0308981	A1	*	12/2012	Libin	.....	G09B 3/00 434/362
2013/0020216	A1	*	1/2013	Chiou	.....	G06F 1/1626 206/320

\* cited by examiner

*Primary Examiner* — Cynthia Underwood

(74) *Attorney, Agent, or Firm* — Manatt, Phelps & Phillips, LLP

(57) **CLAIM**

The ornamental design for an electronic device case, as shown and described.

**DESCRIPTION**

FIG. 1 is a front perspective view showing the new design for an electronic device case;

FIG. 2 is a rear bottom perspective view of the electronic device case;

FIG. 3 is a front view of the electronic device case;

FIG. 4 is a back view of the electronic device case;

FIG. 5 is a left view of the electronic device case;

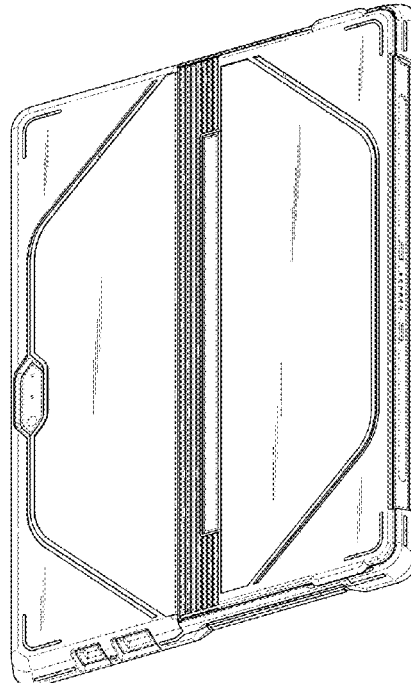

FIG. 6 is a right view of the electronic device case;

FIG. 7 is top view of the electronic device case; and,

FIG. 8 is a bottom view of the electronic device case.

The dashed lines represent unclaimed subject matter, and form no part of the claimed design.

**1 Claim, 6 Drawing Sheets**






FIG. 1

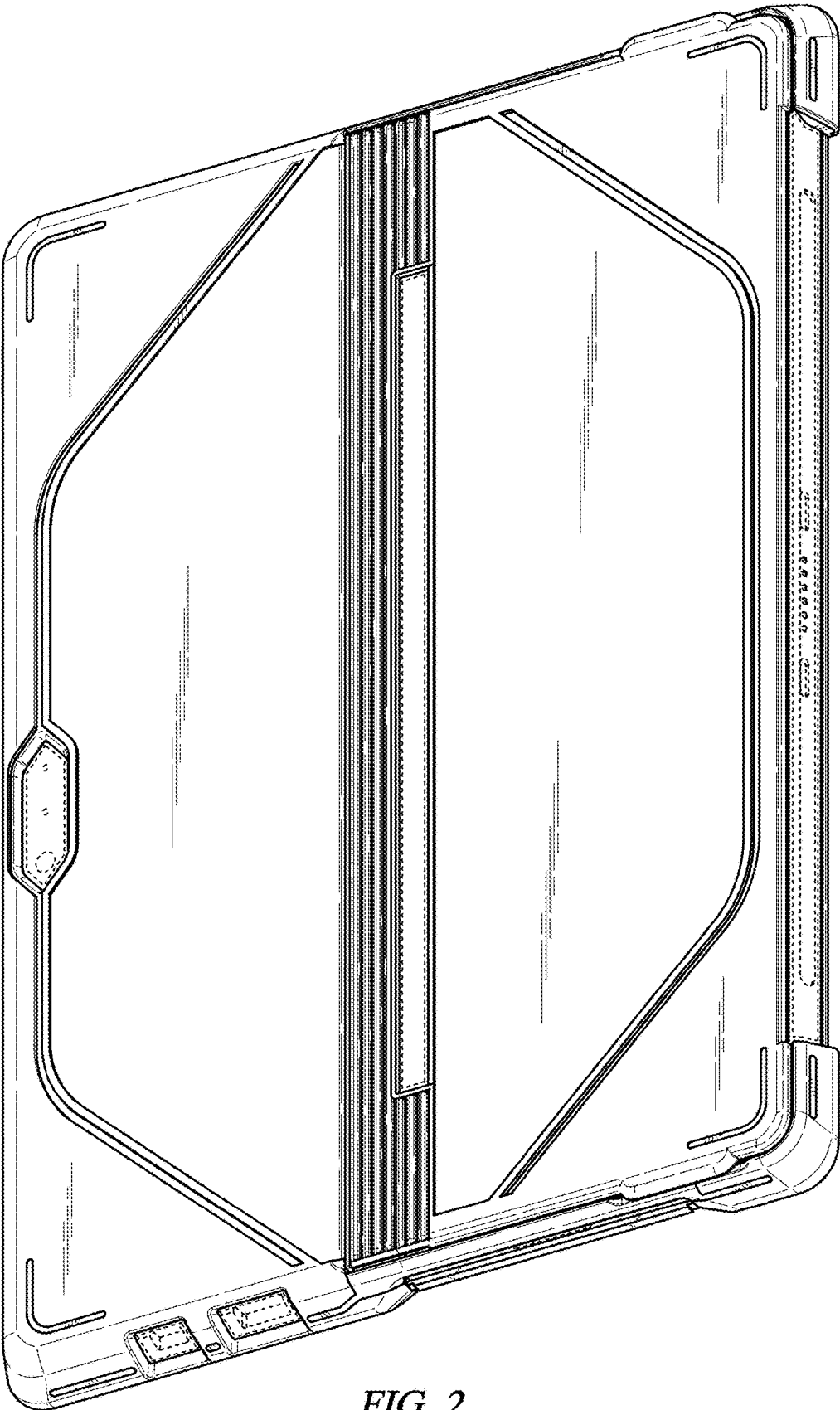


FIG. 2




FIG. 3

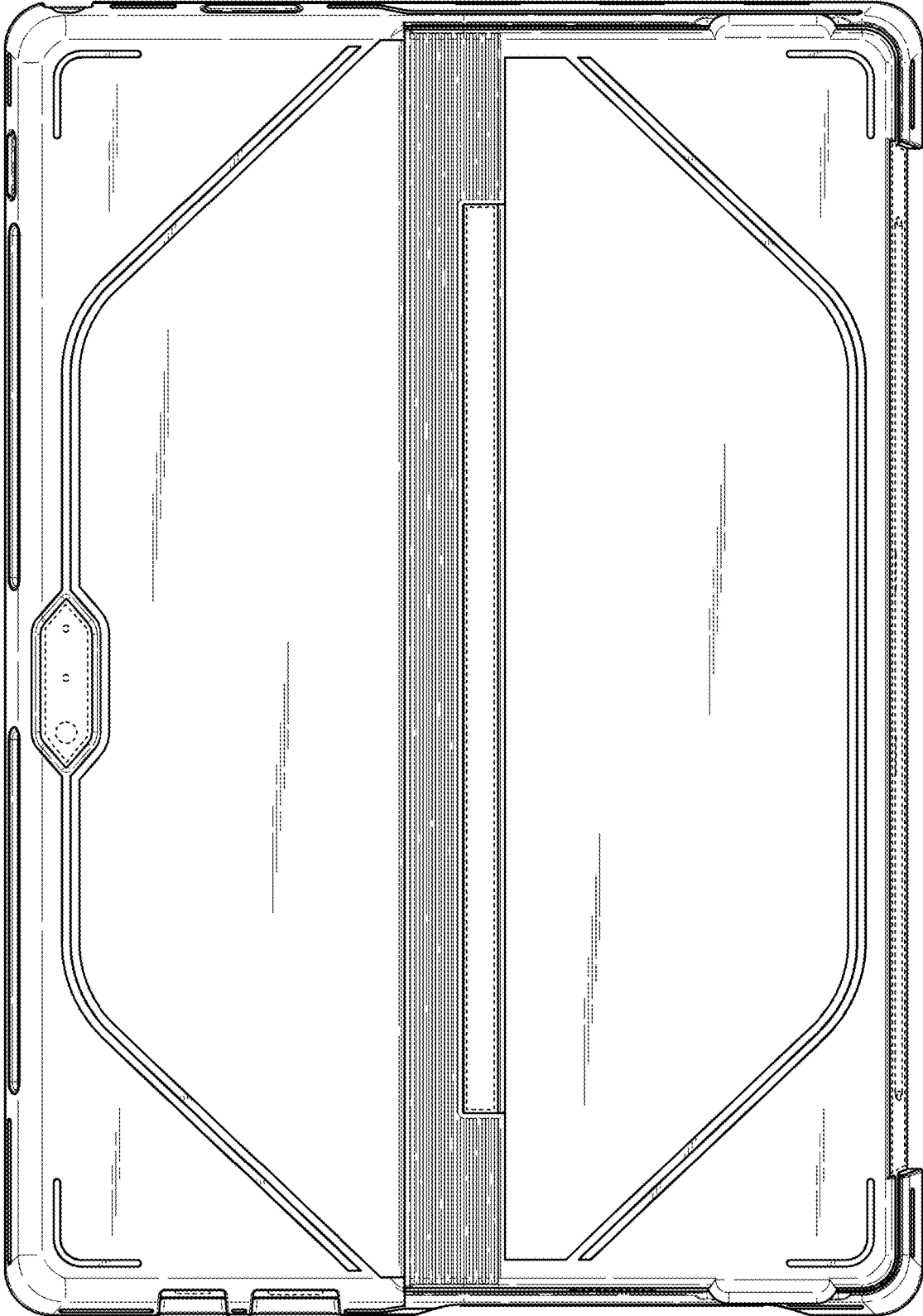


FIG. 4




FIG. 5




FIG. 6

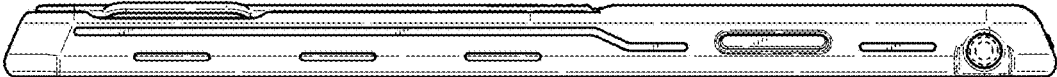


FIG. 7

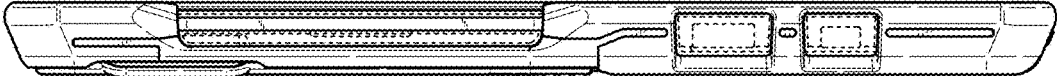


FIG. 8