



US00D456274S

(12) **United States Design Patent**
Mille

(10) **Patent No.:** **US D456,274 S**

(45) **Date of Patent:** **** Apr. 30, 2002**

(54) **WATCH CASE**

(76) **Inventor:** **Richard Mille, c/o Soprintel S.A.,**
23-25, av. Leopold-Robert, CH-2300 La
Chaus-de-Fonds (CH)

(**) **Term:** **14 Years**

(21) **Appl. No.:** **29/122,046**

(22) **Filed:** **Apr. 18, 2000**

(30) **Foreign Application Priority Data**

Oct. 18, 1999 (XH) DM/049 528

(51) **LOC (7) Cl.** **10-02**

(52) **U.S. Cl.** **D10/30**

(58) **Field of Search** D10/30-39, 122-132;
368/281-282, 276-277, 285

(56) **References Cited**

U.S. PATENT DOCUMENTS

D64,869 S * 6/1924 Strasser D10/39
D71,061 S * 9/1926 Gruen D10/123

D85,357 S * 10/1931 Weindel D10/123
D115,060 S * 5/1939 Barthman D10/31
3,735,585 A * 5/1973 Takagi 368/281
D263,687 S * 4/1982 Fukumura D10/39
D294,917 S * 3/1988 Kabaya D10/30
D302,131 S * 7/1989 Woomer D10/39
D338,838 S * 8/1993 Byrne D10/39
D404,320 S * 1/1999 Chodat D10/39
D410,581 S * 6/1999 Tanaka D10/30

* cited by examiner

Primary Examiner—Nelson C. Holtje

(74) *Attorney, Agent, or Firm*—Robert M. McDermott

(57) **CLAIM**

The ornamental design for a watch case, as shown.

DESCRIPTION

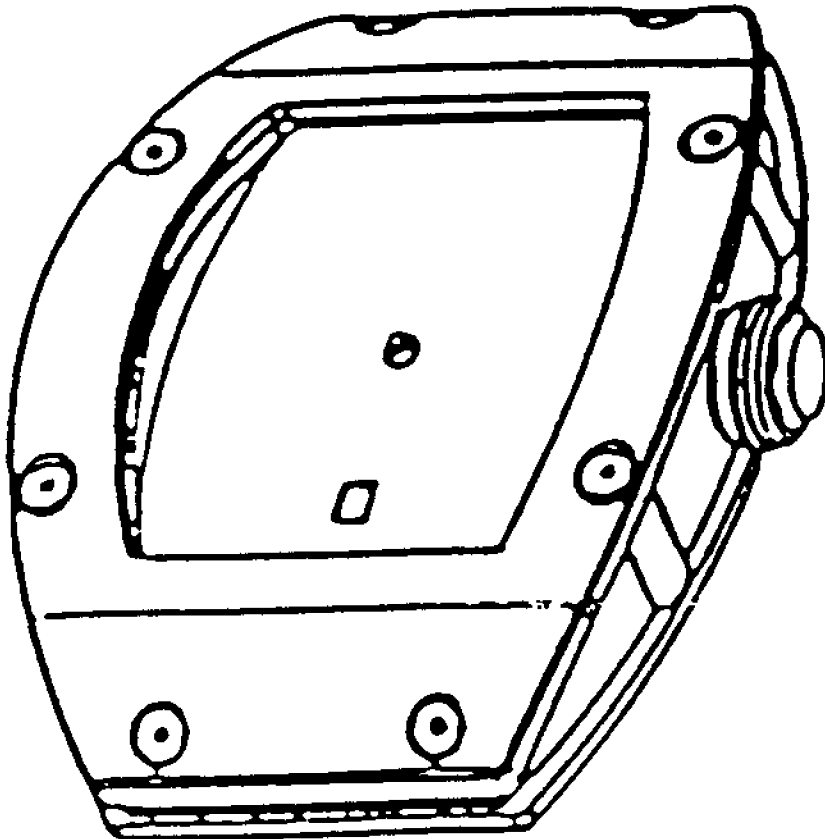
FIG. 1 is a top view of my new and ornamental design for a watch case;

FIG. 2 is a top perspective view thereof;

FIG. 3 is a right side view thereof; and,

FIG. 4 is a back view thereof.

1 Claim, 2 Drawing Sheets



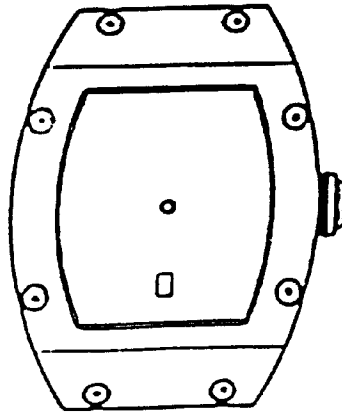


Fig. 1

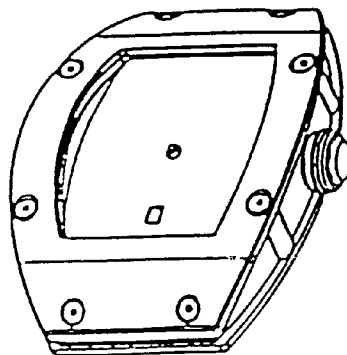


Fig. 2

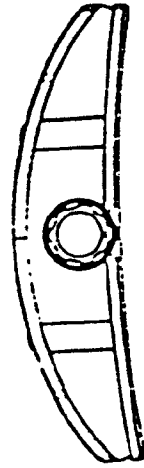


Fig. 3



Fig. 4