



US00D341932S

# United States Patent [19] Elliot

[11] Patent Number: **Des. 341,932**

[45] Date of Patent: **\*\* Dec. 7, 1993**

[54] **SHOE MIDSOLE**

[75] Inventor: **Brian Elliot, Portland, Oreg.**

[73] Assignee: **Nike, Inc., Beaverton, Oreg.**

[\*\*] Term: **14 Years**

[21] Appl. No.: **828,480**

[22] Filed: **Jan. 30, 1992**

[52] U.S. Cl. .... **D2/977**

[58] Field of Search ..... **D2/264, 265, 271, 277,  
D2/308-314, 317-323; 36/25 R, 28, 29, 30 R,  
32 R, 43, 45, 89, 83, 84, 100-107, 112-114, 132,  
136**

[56] **References Cited**

**U.S. PATENT DOCUMENTS**

D. 265,435	7/1982	Vernonet .....	D2/309
D. 290,541	6/1987	O'Rourke .....	D2/310
D. 297,585	9/1988	Brown et al. ....	D2/314
D. 312,918	12/1990	Aveni .....	D2/314
D. 316,324	4/1991	Rogers .....	D2/320
D. 317,828	7/1991	Rogers .....	D2/320
D. 321,776	11/1991	Hatfield .....	D2/318 X
D. 330,110	10/1992	Worthington .....	D2/318
D. 330,798	11/1992	Hatfield et al. ....	D2/314 X
D. 330,970	11/1992	Hatfield et al. ....	D2/318

**OTHER PUBLICATIONS**

*Spring 1990 Nike Footwear Catalog*, published Jun. 1989, pp. 28-29.

*Spring 1991 Nike Footwear Catalog*, published Jun. 1990, pp. 28-29, 42-43 and 54-55.

*Primary Examiner*—Louis S. Zarfaz  
*Attorney, Agent, or Firm*—Banner, Birch, McKie & Beckett

[57] **CLAIM**

The ornamental design for a shoe midsole, as shown and described.

**DESCRIPTION**

FIG. 1 is a side elevational view of a side of a shoe midsole showing my new design;

FIG. 2 is a side elevational view of the other side of the shoe midsole shown in FIG. 1;

FIG. 3 is a rear elevational view of the shoe midsole shown in FIG. 1;

FIG. 4 is an upward sectional view of the shoe midsole taken along line 4-4 in FIG. 1;


FIG. 5 is a partial cross section of the shoe midsole taken along line 5-5 in FIG. 2;

FIG. 6 is a partial cross section of the shoe midsole taken along line 6-6 in FIG. 2;

FIG. 7 is a partial cross section of the shoe midsole taken along line 7-7 in FIG. 2; and,

FIG. 8 is a front elevational view of the shoe midsole shown in FIG. 1.

The broken line shown of a shoe upper and a shoe outsole in FIGS. 1-3 and 8 is for illustrative purposes only and forms no part of the claimed design.



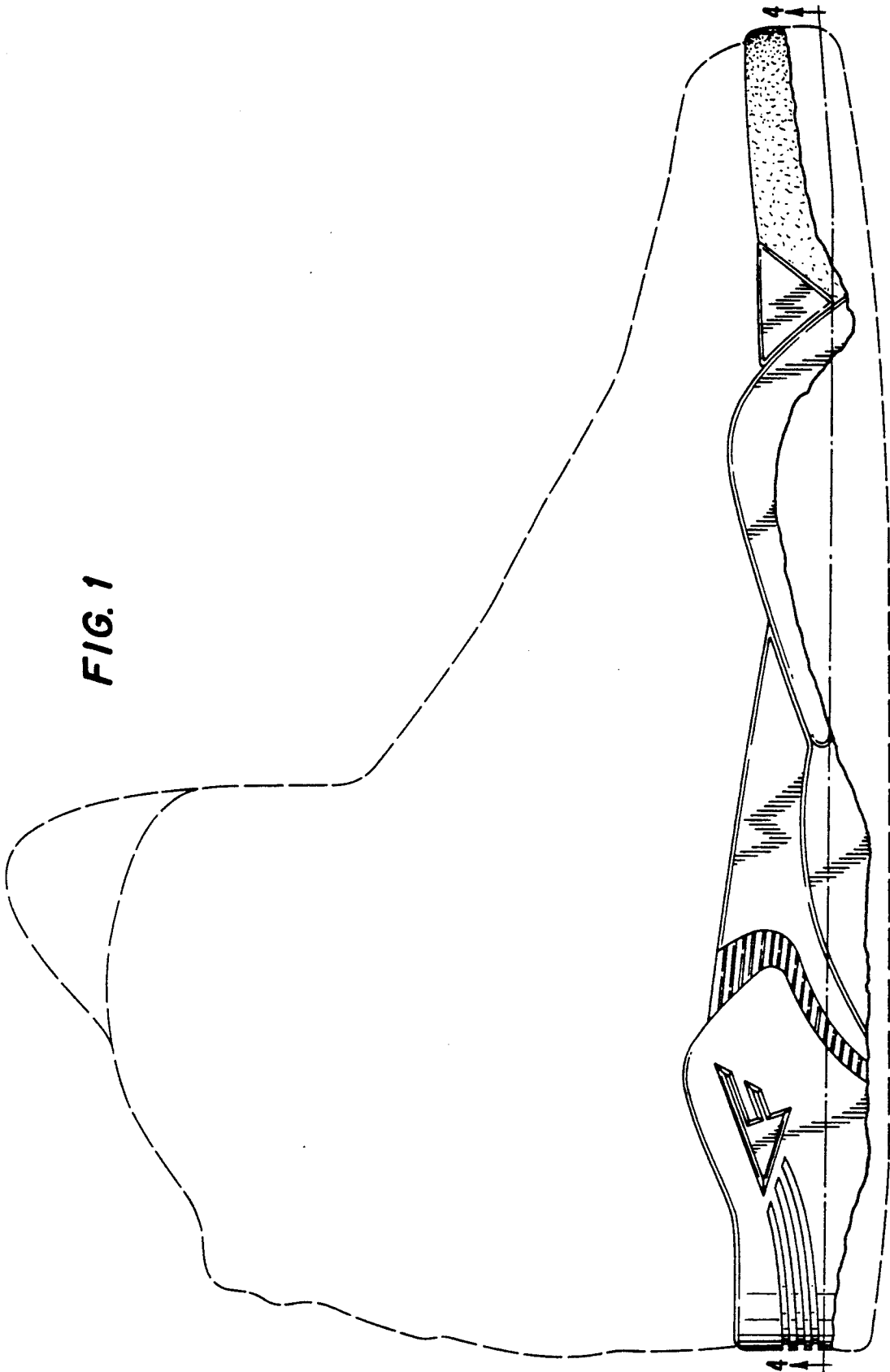


FIG. 1

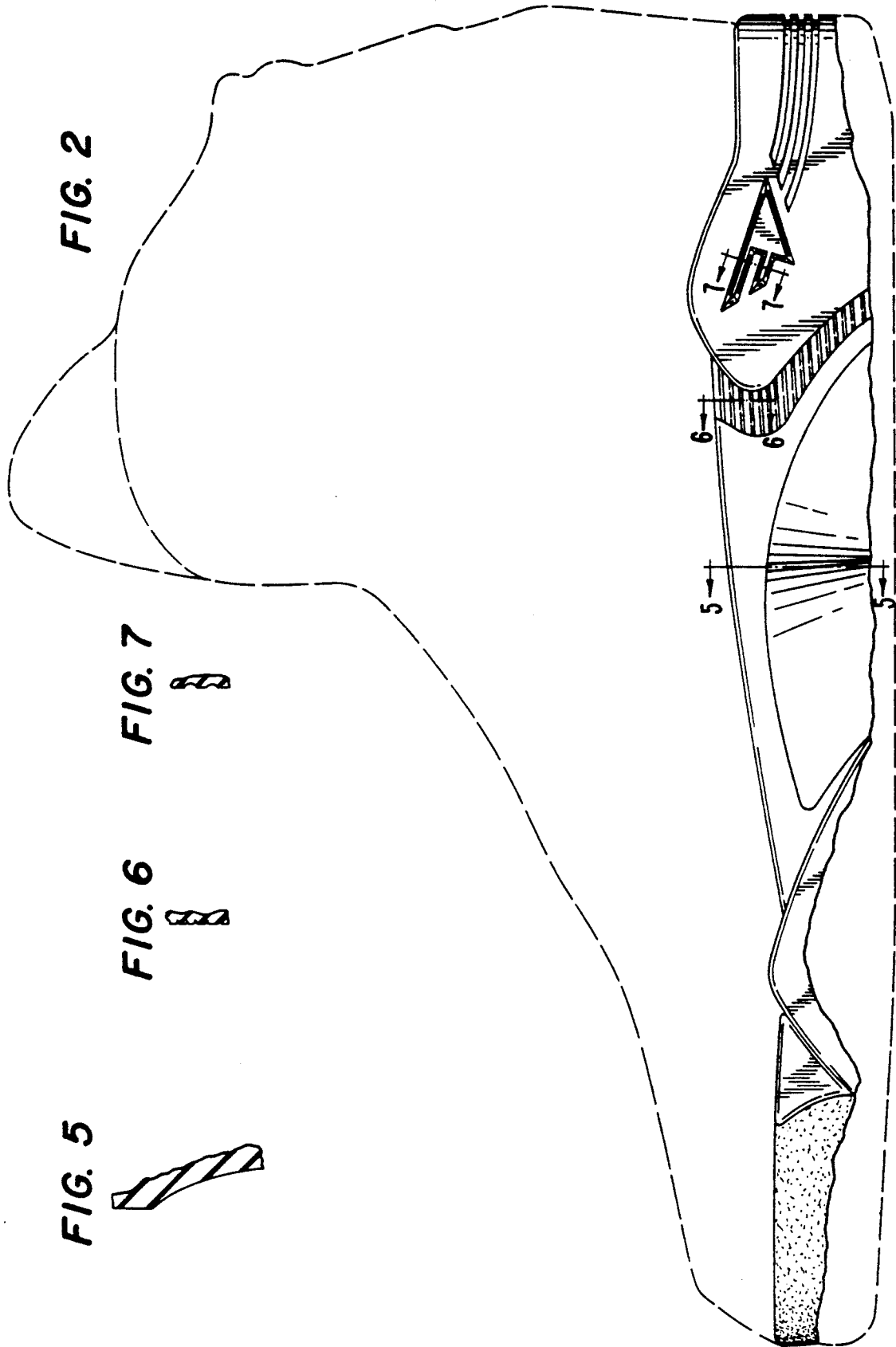


FIG. 5



FIG. 6



FIG. 7



**FIG. 3**

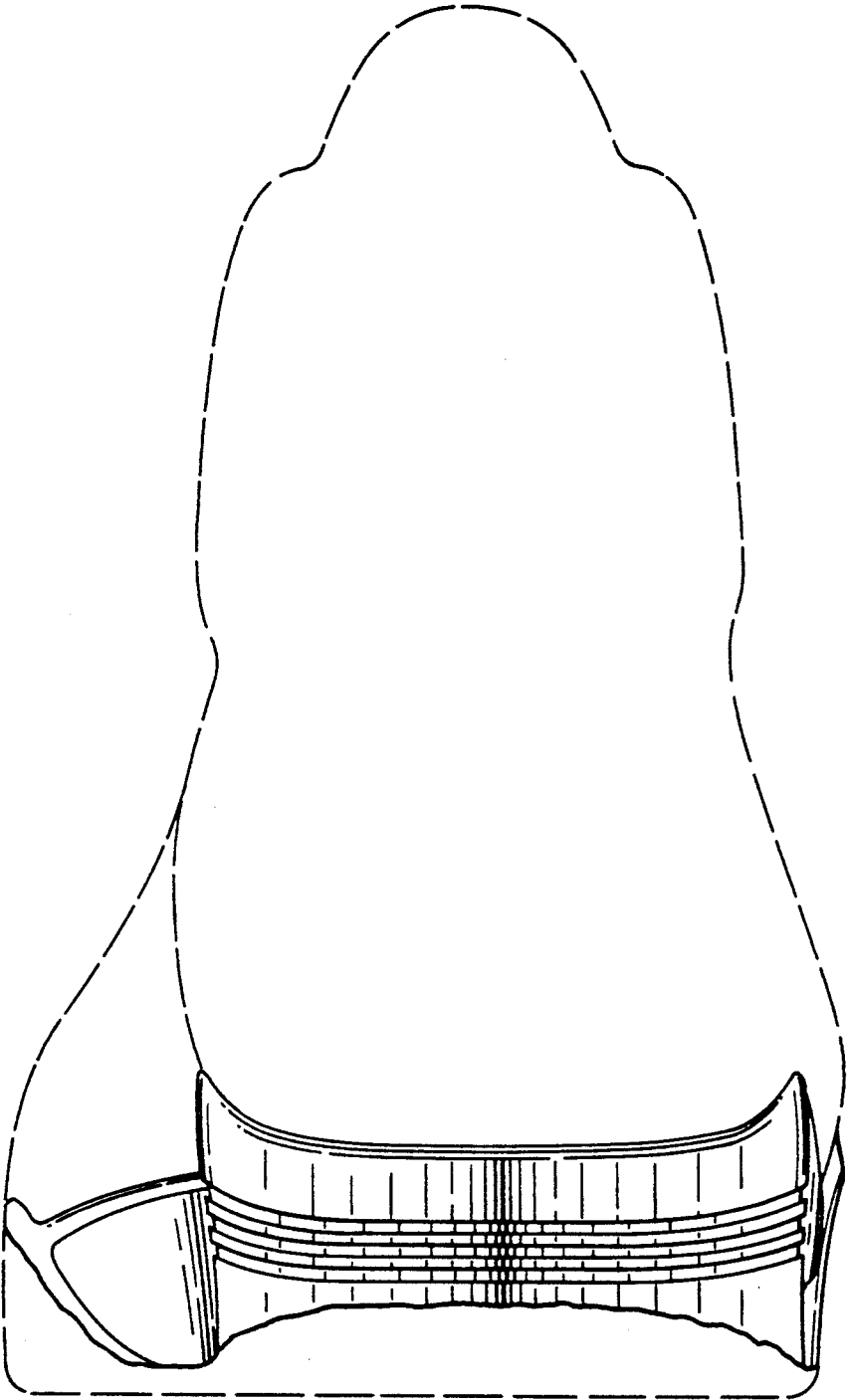
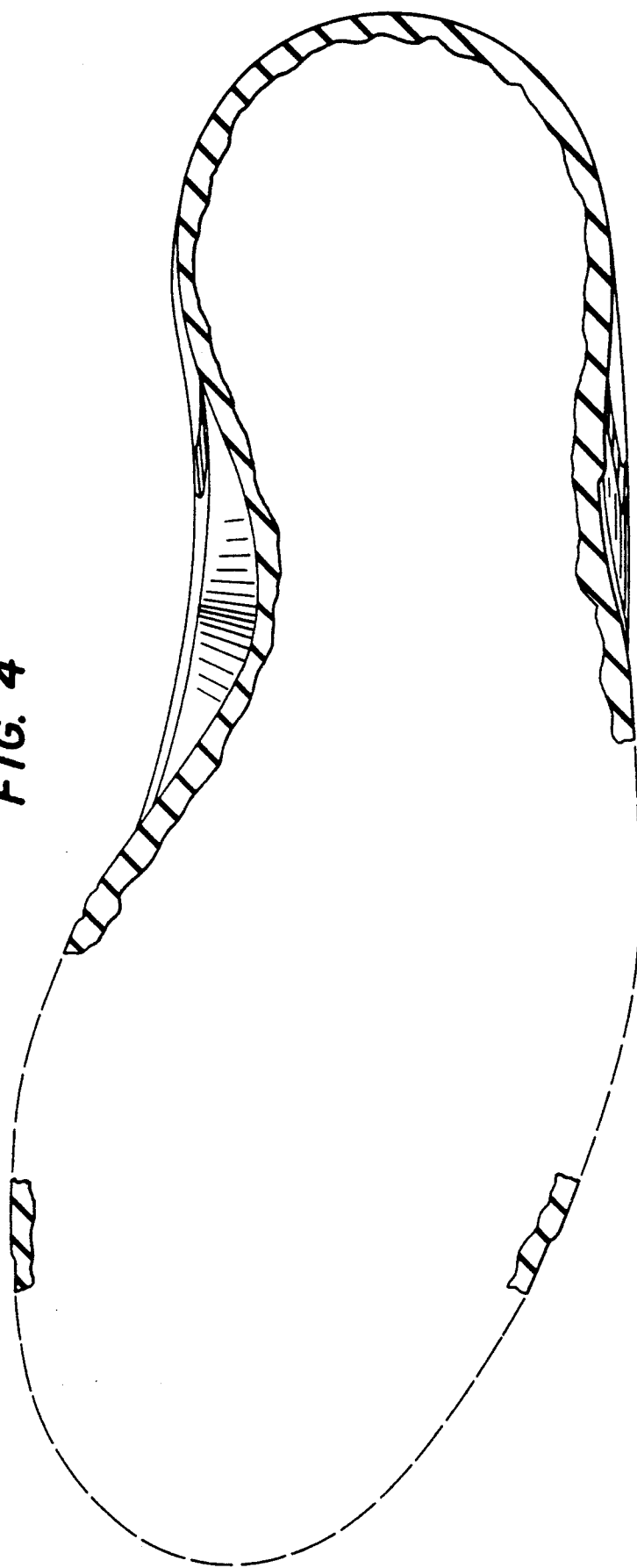


FIG. 4



**FIG. 8**

