



US00D816852S

(12) **United States Design Patent** (10) **Patent No.:** **US D816,852 S**
Deitch (45) **Date of Patent:** **** *May 1, 2018**

- (54) **IMPLANTABLE SUPPORT**
- (71) Applicant: **Coloplast A/S**, Humlebaek (DK)
- (72) Inventor: **Sarah J. Deitch**, Minneapolis, MN (US)
- (73) Assignee: **Coloplast A/S**, Humlebaek (DK)
- (*) Notice: This patent is subject to a terminal disclaimer.
- (**) Term: **15 Years**
- (21) Appl. No.: **29/560,773**
- (22) Filed: **Apr. 11, 2016**
- (51) **LOC (11) Cl.** **24-01**
- (52) **U.S. Cl.**
USPC **D24/189**
- (58) **Field of Classification Search**
USPC D24/189-192
CPC A61F 13/023; A61F 13/0203; A61F 13/0226; A61F 13/00068; A61F 2013/00817; A61F 2013/00748; A61F 2013/00868; A61F 13/0259; A61F 2013/00174; A61F 13/0216; A61F 13/022
See application file for complete search history.

D574,085 S 7/2008 Lucchetti
D637,725 S * 5/2011 Seminaroti D24/189
D641,083 S * 7/2011 Kase D24/189
(Continued)

FOREIGN PATENT DOCUMENTS

AU 2008249214 12/2008
AU 2014265110 12/2014
(Continued)

Primary Examiner — George D. Kirschbaum
Assistant Examiner — Jennifer L. Watkins
(74) *Attorney, Agent, or Firm* — Coloplast Corp.,
Coloplast A/S; Nick Baumann

(57) **CLAIM**

The ornamental design for an implantable support, as shown and described.

DESCRIPTION

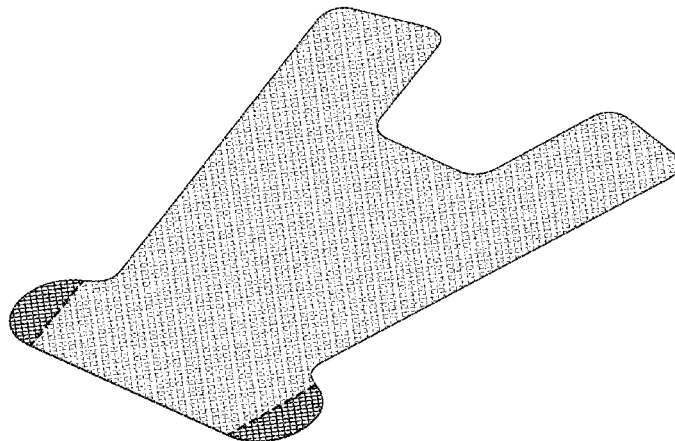
FIG. 1 is a perspective view of an implantable support.
FIG. 2 is a front elevation view of the implantable support illustrated in FIG. 1, where a back elevation view is not provided since it is identical to and duplicative of the front elevation view.
FIG. 3 is a left side elevation view of the implantable support illustrated in FIG. 1, where a right side elevation view is not provided since it is identical to and duplicative of the left side elevation view.
FIG. 4 is a top plan view of the implantable support illustrated in FIG. 1; and,
FIG. 5 is a bottom plan view of the implantable support illustrated in FIG. 1.
In FIGS. 1 and 2 the bold dashed lines illustrate the boundary between claimed fibers of mesh and portions of mesh that form no part of the claim. The boundary forms no part of the claim. The broken lines on the implantable support are for the purpose of illustrating fibers of mesh and form no part of the claim.

1 Claim, 5 Drawing Sheets

(56) **References Cited**

U.S. PATENT DOCUMENTS

4,772,444	A	9/1988	Curro et al.	
4,994,054	A	2/1991	Pigneul et al.	
D318,920	S *	8/1991	Bruhl, Jr.	D24/184
5,531,729	A	7/1996	Coles et al.	
5,553,605	A *	9/1996	Muchin	A61F 5/08 128/200.24
5,993,432	A	11/1999	Lodge et al.	
6,107,539	A	8/2000	Palumbo et al.	
D441,081	S	4/2001	Mueller	
D518,892	S *	4/2006	Hantke	D24/125
D550,847	S *	9/2007	Kixmiller	D24/190
D551,352	S *	9/2007	Frangi	D24/190



(56)

References Cited

U.S. PATENT DOCUMENTS

D655,420 S 3/2012 Bowles
 D660,439 S * 5/2012 Chen D24/190
 D663,432 S * 7/2012 Nichols D24/189
 D675,328 S 1/2013 Cotton
 D707,831 S * 6/2014 Klutts D24/190
 D721,135 S * 1/2015 Harvey Pennaz D20/22
 D723,703 S 3/2015 Igwebuike et al.
 D740,429 S 10/2015 Tagami et al.
 D743,564 S 11/2015 Wathne et al.
 D745,975 S * 12/2015 Igaue D24/206
 D760,396 S 6/2016 Bradford
 D770,631 S 11/2016 Green
 D781,526 S 3/2017 Caden
 2002/0028980 A1 3/2002 Thierfelder et al.
 2005/0070829 A1 3/2005 Therin et al.
 2006/0205995 A1 9/2006 Browning
 2006/0229493 A1 10/2006 Weiser et al.
 2006/0247490 A1 11/2006 Merade et al.
 2006/0252980 A1 11/2006 Amal et al.
 2008/0009665 A1 1/2008 Merade et al.
 2008/0021356 A1 1/2008 Castello Escude et al.
 2009/0012353 A1 1/2009 Beyer
 2010/0081866 A1 4/2010 Goddard et al.
 2010/0741341 7/2010 Anderson et al.
 2010/0197999 A1 8/2010 Deegan et al.
 2010/0198003 A1 8/2010 Morningstar et al.
 2010/0198004 A1 8/2010 Moschel et al.
 2010/0312051 A1 12/2010 Brown
 2011/0207992 A1 8/2011 Morey

2011/0224697 A1 9/2011 Deitch et al.
 2011/0257470 A1 10/2011 Yi et al.
 2012/0016182 A1 1/2012 Wang et al.
 2012/0022321 A1 1/2012 Dinh et al.
 2012/0215058 A1 8/2012 Alexander
 2012/0283510 A1 11/2012 Alexander
 2013/0035542 A1 2/2013 Morningstar et al.
 2013/0035543 A1 2/2013 Fischer et al.
 2013/0046132 A1 2/2013 Buie et al.
 2013/0061727 A1 3/2013 Le Portz
 2013/0079586 A1 3/2013 Knipfer
 2013/0274545 A1 10/2013 Jenkins
 2014/0039243 A1 2/2014 Crepaldi et al.
 2014/0088343 A1 3/2014 Arcand et al.
 2014/0171732 A1 6/2014 Mujwid
 2014/0207160 A1 7/2014 Morningstar
 2014/0371521 A1 12/2014 Miller
 2015/0018602 A1 1/2015 Presthus et al.
 2015/0297333 A1 10/2015 Poucher et al.

FOREIGN PATENT DOCUMENTS

WO 0230293 A1 4/2002
 WO 02078568 A1 10/2002
 WO 03086205 A2 10/2003
 WO 2005112842 A1 12/2005
 WO 2008048971 A2 4/2008
 WO 2011118892 A1 9/2011
 WO 2012160309 A1 11/2012
 WO 20123081515 A1 6/2013
 WO 2015160386 A1 10/2015

* cited by examiner

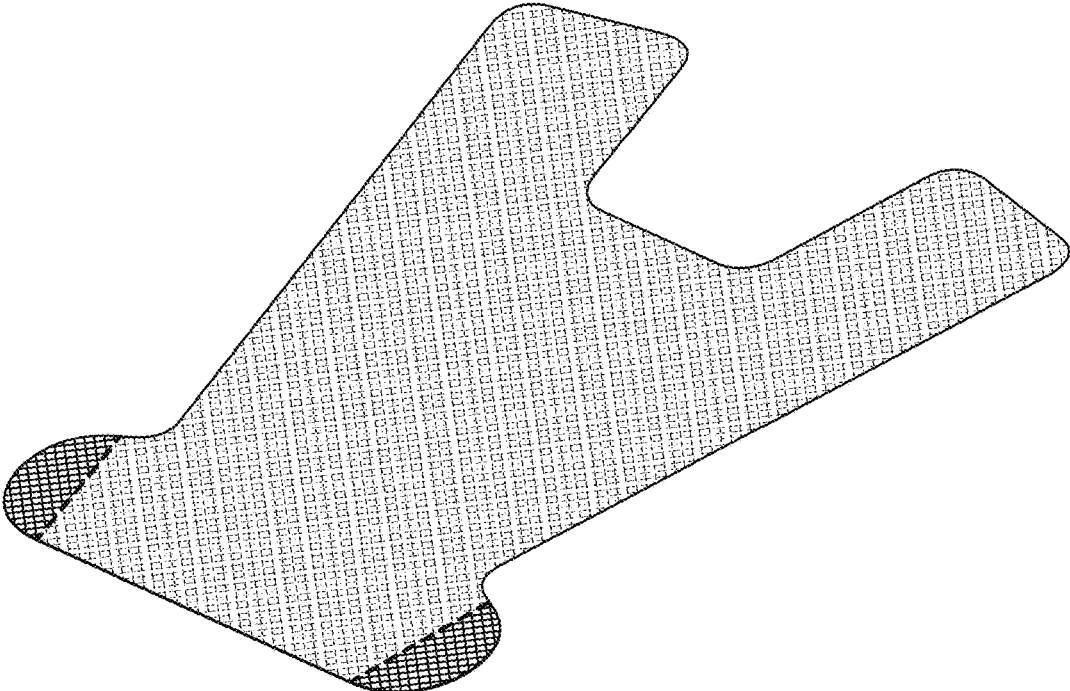


Fig. 1

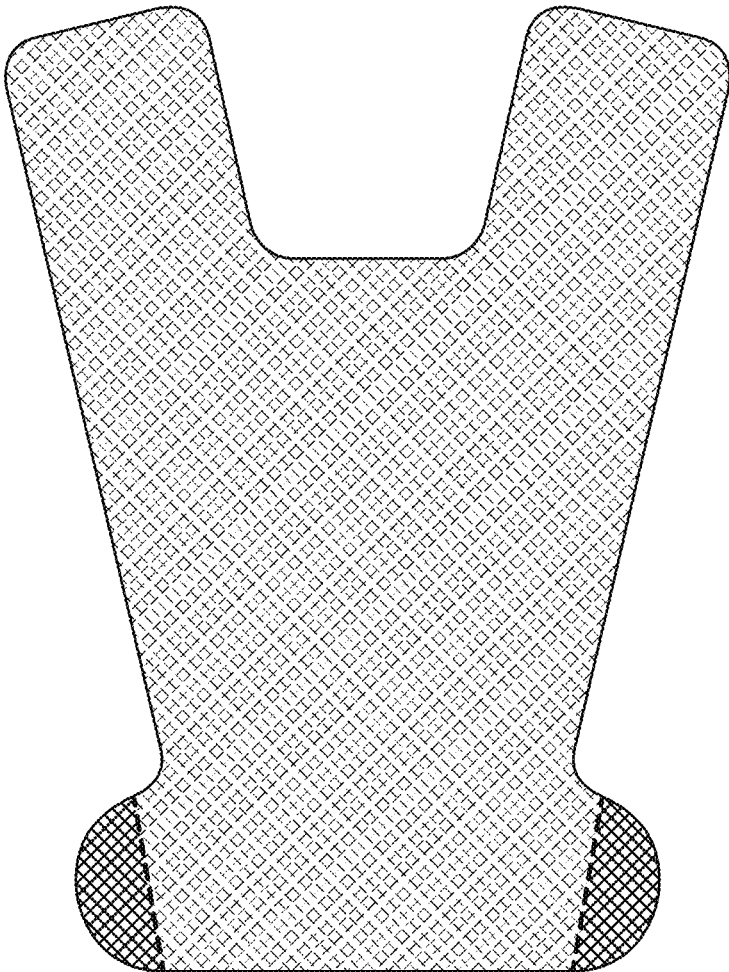


Fig. 2



Fig. 3



Fig. 4



Fig. 5