

United States Patent [19]

Kapper et al.

[11] Patent Number: **Des. 282,363**

[45] Date of Patent: **** Jan. 28, 1986**

[54] **TELEPHONE HANDSET**

[75] Inventors: **Henry Kapper, Raleigh, N.C.; Walter F. Kraus, LaGrangeville, N.Y.; Joel M. Wittkamp, Raleigh, N.C.**

[73] Assignee: **International Business Machines Corporation, Armonk, N.Y.**

[**] Term: **14 Years**

[21] Appl. No.: **522,450**

[22] Filed: **Aug. 12, 1983**

[52] U.S. Cl. **D14/63**

[58] Field of Search D14/52, 53, 63, 64, D14/57, 59; 179/179, 100 R, 100 D, 101, 102, 103, 175

[56] **References Cited**

U.S. PATENT DOCUMENTS

- D. 186,440 10/1954 Oules D14/63
- D. 258,656 3/1981 Vaughan et al. D14/53

- D. 272,442 1/1984 Prussler D14/63
- D. 277,573 2/1985 McGarvey et al. D14/53
- D. 279,004 5/1985 Ryan D14/63
- 2,039,625 5/1936 Blount 179/103
- 2,245,835 6/1941 Stehlik 179/103
- 2,686,835 8/1954 Gottlieb 179/103
- 3,243,527 3/1966 Sternheim D14/63
- 4,354,063 10/1982 Kuka D14/63

Primary Examiner—Wallace R. Burke
Assistant Examiner—Horace B. Fay
Attorney, Agent, or Firm—Gerald R. Woods

[57] **CLAIM**

The ornamental design for a telephone handset, substantially as shown and described.

DESCRIPTION

FIG. 1 is a perspective view of a telephone handset showing our new design;
FIG. 2 is a top plan view thereof;
FIG. 3 is a bottom plan view thereof; and
FIG. 4 is a side elevation view thereof.

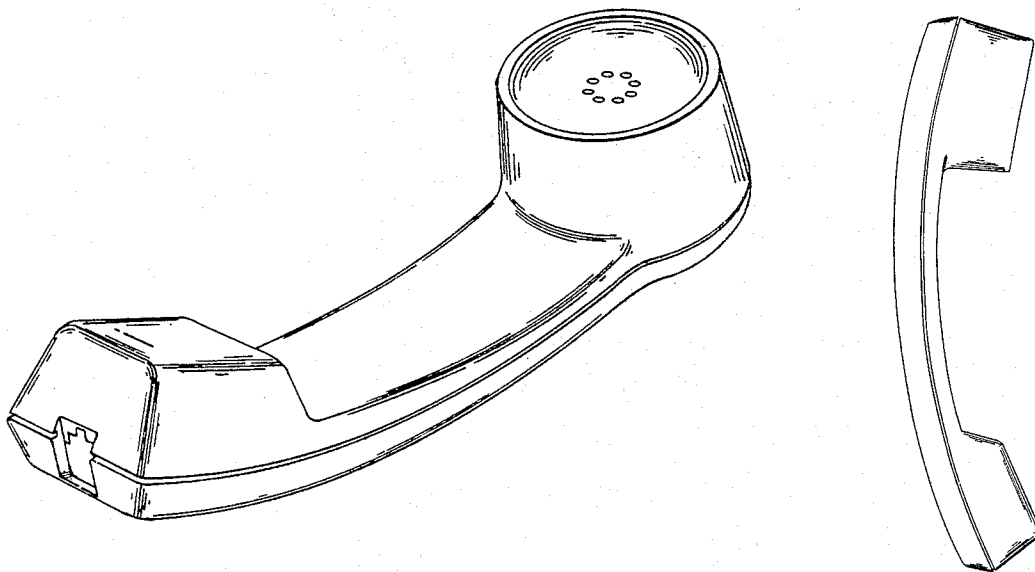


FIG. 1

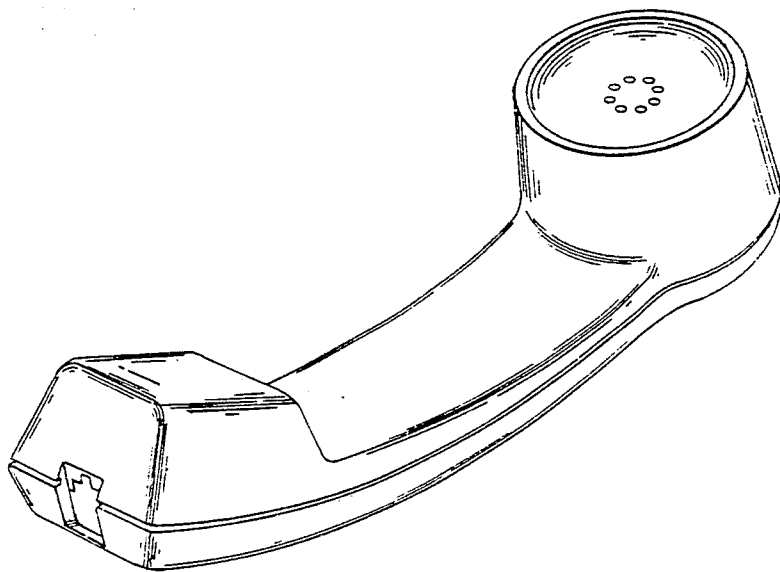


FIG. 2

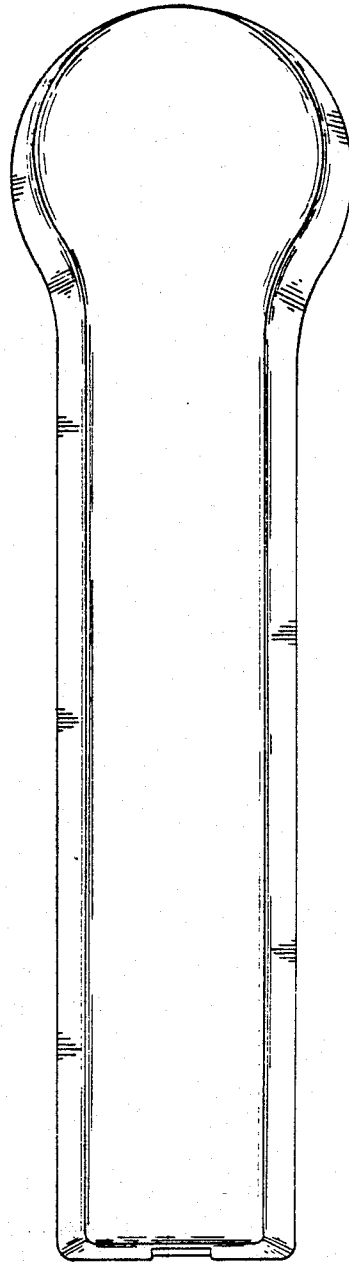
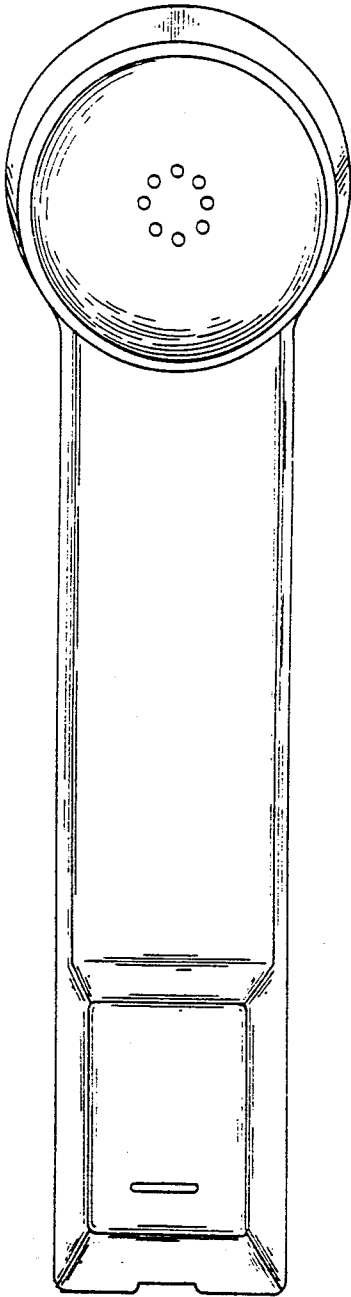


FIG. 3



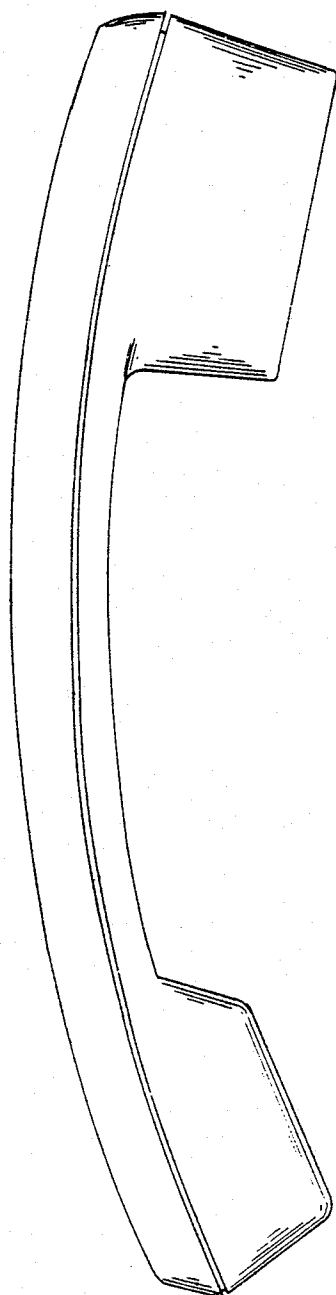


FIG. 4