

# United States Patent [19]

Uchiyama

[11] Patent Number: Des. 303,455

[45] Date of Patent: \*\* Sep. 19, 1989

[54] BRIEF CASE

[75] Inventor: T. Uchiyama, Taipei, Taiwan

[73] Assignee: Echolac Co., Ltd., Taipei, Taiwan

[\*\*] Term: 14 Years

[21] Appl. No.: 862,377

[22] Filed: May 9, 1986

[52] U.S. Cl. .... D3/76

[58] Field of Search ..... D3/76, 77, 30.1, 33,  
D3/35, 72; 190/103, 105, 111, 115, 118;  
206/579, 315.1; 211/34

[56] References Cited

U.S. PATENT DOCUMENTS

- D. 272,776 2/1984 Pelavin et al. .... D3/76
- D. 285,626 9/1986 Yen ..... D3/33 X
- D. 286,466 11/1986 King et al. .... D3/77
- 2,510,643 6/1950 Long ..... 190/115 X

- 3,414,093 12/1968 Chostner ..... 211/34 X
- 3,653,474 4/1972 Sadow ..... D3/76 X
- 3,982,613 9/1976 Wood ..... D3/76 X


Primary Examiner—Bruce W. Dunkins  
Assistant Examiner—Y. Brunot  
Attorney, Agent, or Firm—Shoemaker and Mattare, Ltd.

[57] CLAIM

The ornamental design for a brief case, as shown and described.

DESCRIPTION

FIG. 1 is a perspective view of the brief case showing my new design;  
FIG. 2 is a side elevational view, the opposite side being a mirror image thereof;  
FIG. 3 is a left end elevational view;  
FIG. 4 is a right end elevational view;  
FIG. 5 is a top plan view; and  
FIG. 6 is a bottom plan view thereof.



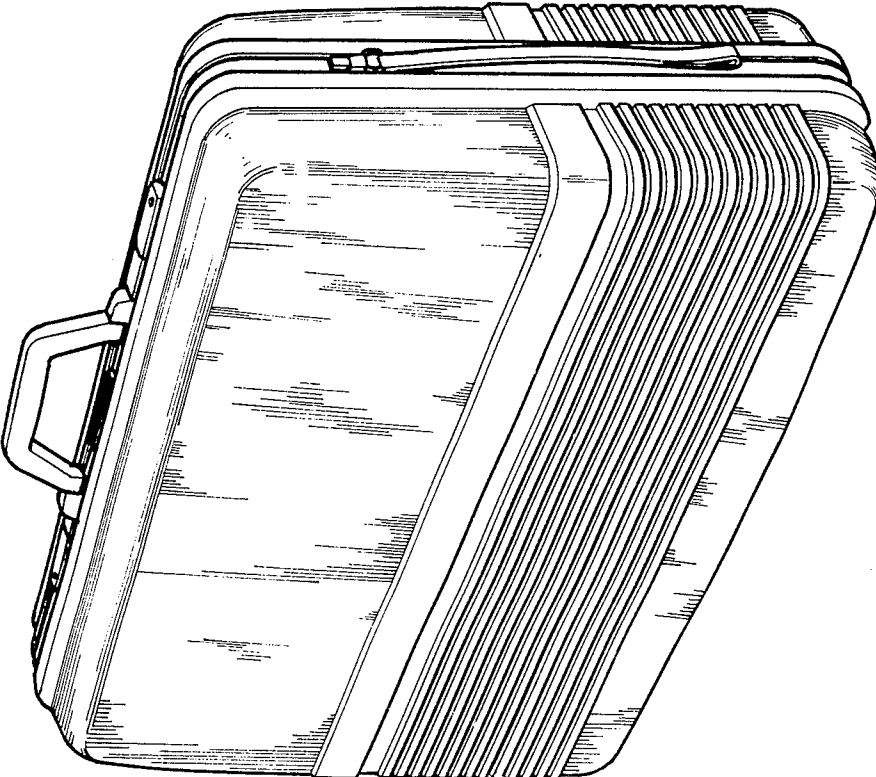


FIG. 1

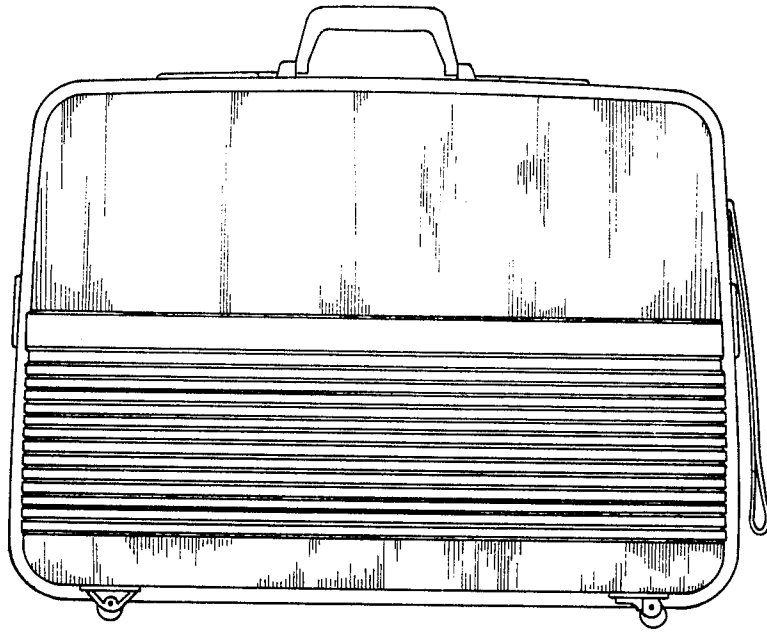


FIG. 2

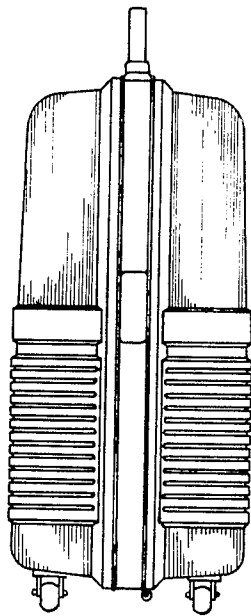


FIG. 3

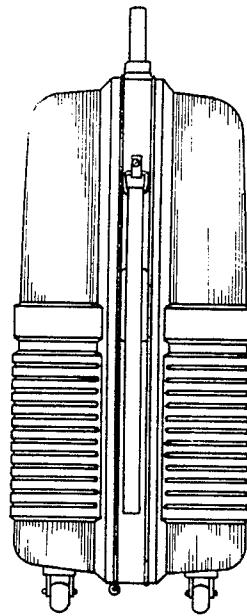


FIG. 4

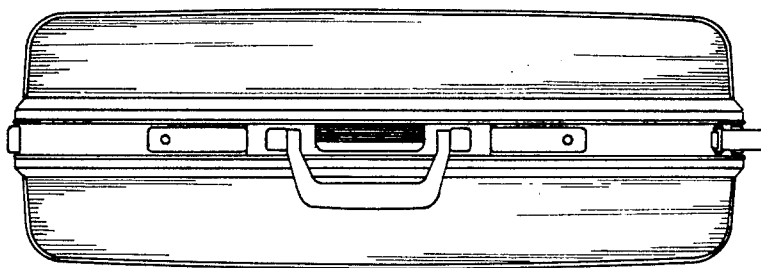


FIG. 5

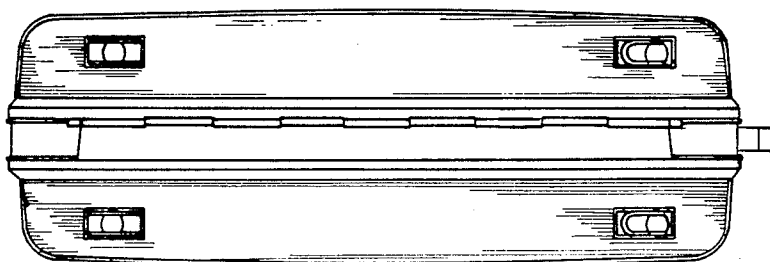


FIG. 6