



US00D353735S

# United States Patent [19]

[11] Patent Number: Des. 353,735

English

[45] Date of Patent: \*\* Dec. 27, 1994

[54] **HOLDER AND DISPENSER FOR HEARING AID BATTERIES**

[75] Inventor: **Merle E. English, Salem, N.H.**

[73] Assignee: **ITE Hearing Aid Center, Inc., Rockingham, N.H.**

[\*\*] Term: **14 Years**

[21] Appl. No.: **927,361**

[22] Filed: **Aug. 10, 1992**

[52] U.S. Cl. .... **D6/567**

[58] Field of Search ..... D6/573, 515, 553, 567, D6/407; 211/13, 60.1, 86-87, 88, 126

[56] **References Cited**

**U.S. PATENT DOCUMENTS**

- D. 280,466 9/1985 Seltzer et al. .... D6/567
- D. 307,445 4/1990 Greenhunt et al. .... D6/567
- D. 319,359 8/1991 Turley ..... D6/407
- D. 321,446 1/1991 Liptak ..... D6/553
- D. 335,767 5/1993 Yates ..... D6/567 X
- 3,433,351 3/1969 Zaborney .
- 3,625,396 12/1971 Phipps .

- 3,633,792 1/1972 Steigerwald .
- 3,995,767 12/1976 Brindley et al. .
- 4,015,708 4/1977 Kelm ..... 206/333
- 4,209,091 6/1980 Lieberman ..... 206/333
- 4,953,700 9/1990 DeDino ..... 206/333
- 5,033,616 7/1991 Wyser ..... 206/333

*Primary Examiner*—Brian N. Vinson  
*Attorney, Agent, or Firm*—Pearson & Pearson

[57] **CLAIM**

The ornamental design for the combined holder and dispenser for hearing aid batteries, as shown and described.

**DESCRIPTION**

FIG. 1 is a tip, front, and left side perspective view of a combined holder and dispenser for hearing aid batteries showing my new design;

FIG. 2 is a front elevational view thereof;

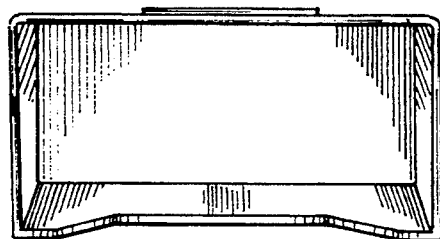
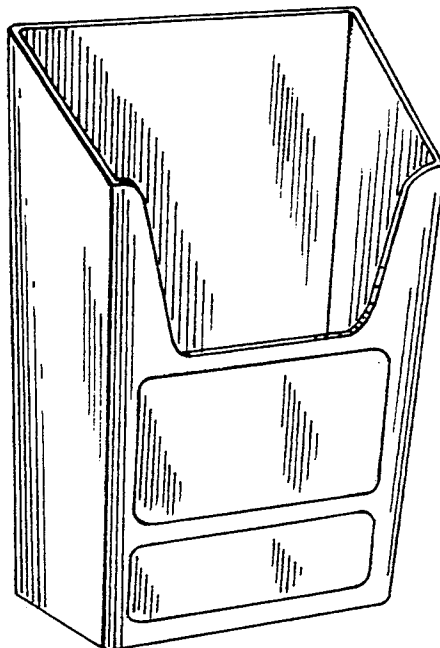
FIG. 3 is a rear elevational view thereof;

FIG. 4 is a left side elevational view thereof;

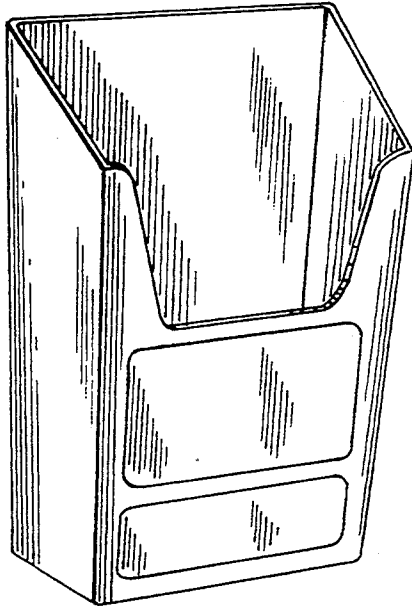
FIG. 5 is a right side elevational view thereof;

FIG. 6 is a top plan view thereof; and,

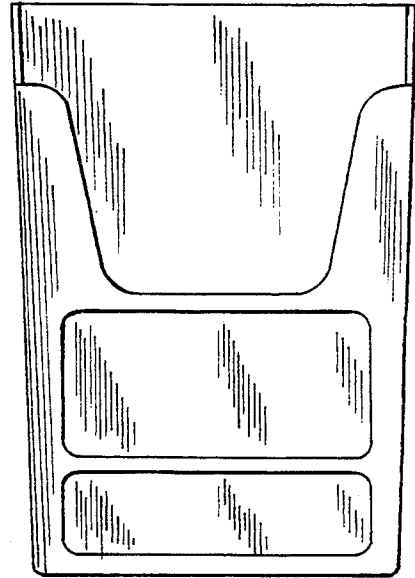
FIG. 7 is a bottom plan view thereof.




*Fig. 1*




*Fig. 2*



*Fig. 3*



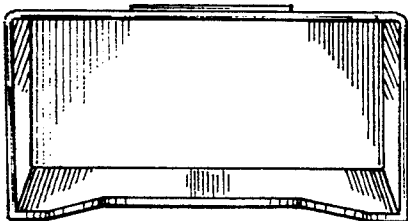
*Fig. 4*



*Fig. 5*



*Fig. 6*



*Fig. 7*

