



- (51) International Patent Classification:
G06Q 20/34 (2012.01)
- (21) International Application Number:
PCT/AU2017/000022
- (22) International Filing Date:
28 January 2017 (28.01.2017)
- (25) Filing Language: English
- (26) Publication Language: English
- (30) Priority Data:
2016900269 29 January 2016 (29.01.2016) AU
- (71) Applicant: XARD GROUP PTY LTD [AU/AU]; Level 19, HWT Tower, 40 City Road, Southbank, Victoria, Australia 3006 (AU).
- (72) Inventor: WILSON, Robert; Unit 4, 12 Willow-Glen Court, Dingley Village, Victoria 3172 (AU).
- (74) Agents: AUSTRALASIA IP PTY LTD et al.; PO Box 7345, Brighton, Victoria 3186 (AU).
- (81) Designated States (unless otherwise indicated, for every kind of national protection available): AE, AG, AL, AM,

AO, AT, AU, AZ, BA, BB, BG, BH, BN, BR, BW, BY, BZ, CA, CH, CL, CN, CO, CR, CU, CZ, DE, DJ, DK, DM, DO, DZ, EC, EE, EG, ES, FI, GB, GD, GE, GH, GM, GT, HN, HR, HU, ID, IL, IN, IR, IS, JP, KE, KG, KH, KN, KP, KR, KW, KZ, LA, LC, LK, LR, LS, LU, LY, MA, MD, ME, MG, MK, MN, MW, MX, MY, MZ, NA, NG, NI, NO, NZ, OM, PA, PE, PG, PH, PL, PT, QA, RO, RS, RU, RW, SA, SC, SD, SE, SG, SK, SL, SM, ST, SV, SY, TH, TJ, TM, TN, TR, TT, TZ, UA, UG, US, UZ, VC, VN, ZA, ZM, ZW.

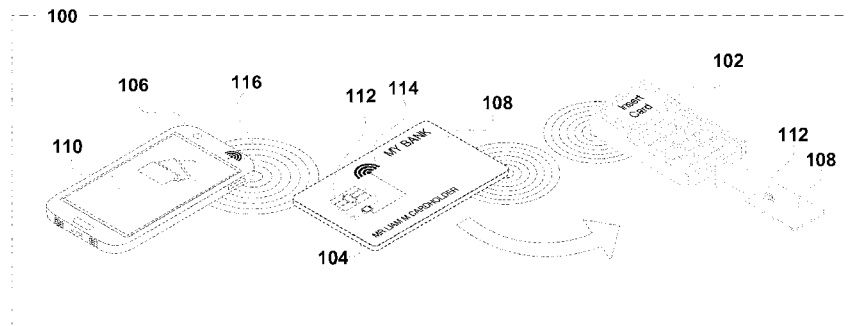
- (84) Designated States (unless otherwise indicated, for every kind of regional protection available): ARIPO (BW, GH, GM, KE, LR, LS, MW, MZ, NA, RW, SD, SL, ST, SZ, TZ, UG, ZM, ZW), Eurasian (AM, AZ, BY, KG, KZ, RU, TJ, TM), European (AL, AT, BE, BG, CH, CY, CZ, DE, DK, EE, ES, FI, FR, GB, GR, HR, HU, IE, IS, IT, LT, LU, LV, MC, MK, MT, NL, NO, PL, PT, RO, RS, SE, SI, SK, SM, TR), OAPI (BF, BJ, CF, CG, CI, CM, GA, GN, GQ, GW, KM, ML, MR, NE, SN, TD, TG).

Published:

— with international search report (Art. 21(3))

(54) Title: VALIDATING TRANSACTIONS

Figure 1



(57) Abstract: Digital transaction apparatus including a Data Assistance Device (DAD), including a user interface that is operable to at least select data, and a DAD transmitter, a Digital Transaction Card (DTC), including a Digital Transaction Processing Unit (DTPU), and a DTC receiver, wherein the DAD and DTC are operable to transfer data from the DAD to the DTC and when subsequently using the DTC to effect a digital transaction with one or more digital transaction devices, the DTC operates in accordance with the data selected and transferred from the DAD to the DTC, wherein each digital transaction requires a sufficient verification score for authorization of the transaction, and the apparatus is operable to obtain at least one verification type, with each verification type having a verification type score, and the verification type score being awarded subsequent to obtaining the corresponding verification type.



VALIDATING TRANSACTIONS

FIELD OF THE INVENTION

[0001] The present invention relates generally to apparatus and methods for effecting digital transactions, including both financial and non-financial transactions. The apparatus and method may be particularly useful for transactions involving credit and/or debit cards.

BACKGROUND OF THE INVENTION

[0002] Credit cards, debit cards store cards and gift cards are examples of cards that are used for financial transactions throughout the world. Further, other types of cards such as passes, tags and small booklets (which may be referred to collectively as transaction documents) are used for various financial and non-financial transactions. For example, some jurisdictions require proof of age cards for transactions such as purchasing alcohol or entering into age restricted venues. Other examples of proof of age, or proof of identity, documents include driver licenses which are sometimes used for authentication in respect of transactions. In some countries, passports and/or other similar identification documents are issued in the form of a card, or a small booklet, and can be used for transactions where identification is required including, travel across borders or establishing a bank account.

[0003] Many transaction documents have a magnetic stripe, which can be encoded with information such as a unique identification number, expiry dates or other numerical or alphanumeric information. Other types of transaction documents include contactless stored value smart cards, for example, closed loop transport cards, such as Myki in Melbourne, Australia, and the Octopus Card in Hong Kong.

[0004] Transaction documents may include a chip, smart chip, or smart card chip (in this specification, such chips or devices and other similar types of microcircuit will be referred to generally as Digital Transaction Processing Units, or DTPUs). DTPUs typically include one or more of a Central Processing Unit (CPU), Read Only Memory (ROM), Random Access Memory (RAM), Electrically Erasable Programmable Read Only Memory (EEPROM), a crypto-coprocessor and an Input/Output (I/O) system. For example, credit cards often use an EMV device (where EMV is an abbreviation for Europay, MasterCard, and Visa). The EMV device (or other type of DTPU) contains encrypted data relevant to the type of transaction(s) for which the document will be used. The EMV device may be read by a scanner (for example, using contactless, close proximity communications according to ISO/IEC 14443 which is referred to as Near Field Communication (NFC throughout the specification)), by direct contact with chip connected electrodes, or by other means to obtain data from the chip. Such

transaction documents enabled for use in digital transactions by means of a chip, a magnetic stripe, a chip and magnetic stripe, or Radio-Frequency IDentification (RFID) are referred to throughout this specification as digital transaction documents.

[0005] Digital transaction documents are configured to work with various components in a digital transaction system including terminals. For example, credit and debit cards work with EFTPOS (Electronic Funds Transfer at Point Of Sale) terminals for Point Of Sale (POS) transactions, and ATM (Automatic Teller Machine) terminals. Other digital transaction documents are configured to work with other types of terminals. Such terminals may be operably connected to financial institutions or other third party organizations to enable digital transactions to occur by authorizing the transaction or performing associated processing to enable the transaction.

[0006] In another example, identification cards, such as a proof of age cards, are implemented with a chip (or DTPU) containing some, or all, of the information of the card owner, along with verification information to confirm the authenticity of the card. Identification cards may be used in a digital transaction, whereby it is inserted into, swiped, or waived near, a terminal to confirm the age of the person holding the card. Other non-financial transactions can be implemented in a similar manner.

[0007] Terminals used for transactions with digital transaction documents are referred to throughout this specification as digital transaction system devices. For “Card-Present” transactions, the digital transaction system devices may include, for example, POS/EFTPOS terminals, ATMs, and network connected or stand-alone readers for reading other types of non-financial transaction documents. The digital transaction devices may also be suitable for “Card-Not-Present” transactions, for example, online transactions, Mail Order/Telephone Order (MOTO) transactions, and may include internet connected personal computers, smartphones, and tablets. Further, digital transaction system devices include telephones used to communicate with an operator who uses, for example, a network connected terminal to enter transaction document data.

[0008] Digital transaction documents have a unique IDentification (unique ID), typically having a number, an alphanumeric ID, or a unique name. The unique ID may be located on, or in, the digital transaction document, for example, printed or embossed on the document. The unique ID is also typically recorded on a database, controlled, for example, by the issuer of the digital transaction document, and accompanied by other information, such as name, address, age, and/or financial information relevant to the user/owner of the digital transaction document. Where a digital transaction document has a chip, an EMV device or other type of DTPU, the unique ID is typically stored on the chip, EMV device or DTPU, respectively.

[0009] Credit cards are typically embossed or printed with a Personal/Primary Account Number (PAN) to uniquely identify the account card holder. A standardized PAN has four fields, namely, a system number, a bank/product number, a user account number, and a check digit. This type of PAN typically has 16 digits, but may have between 13 and 19 digits (for example, an American Express PAN has 17 digits). The first digit is the card issuer type (for example, Visa, MasterCard or American Express), and the next 5 to 7 digits is generally referred to as a Bank Identification Number (BIN) and represents the card network, the bank and the product for this bank. The last digit is reserved for a checksum of the previous digits of the PAN. An expiration date is associated with the PAN and generally includes a month and year code having four digits, but with limited range. The card holder's PAN, name or business, and the card's expiry date typically appear embossed or printed on the face of a card. Previously, some types of credit card had a magnetic stripe encoding some or all of the card information.

[0010] More recently, financial transaction cards have carried a Card Verification Value (CVV) or Card Verification Code (CVC) on the magnetic stripe to make it more difficult to replicate a card for fraudulent purposes. The CVC is usually a unique cryptogram, created based on the card data, for example, including the card PAN and expiry date, and a bank's (or a personalization bureau's) master key, and printed on the card after personalization data is entered on the card. As a consequence, a person seeking to use a card for fraudulent purposes requires possession of the card for a sufficient period of time to make a copy of the magnetic stripe in order to duplicate the card, or to read the card and manually record the card number, expiry date, and other details printed on the card.

[0011] The same principle was subsequently adopted for a second CVC, sometimes called Card Verification Value 2 (CVV2), which is commonly printed in the signature panel on the back of the card. The CVV2 is used primarily to help secure e-Commerce and MOTO transactions. This is a second unique cryptogram created from card data and the bank's master key (although this is a different cryptogram as compared with the magnetic stripe CVC). The CVV2 is not present on the magnetic stripe.

[0012] Some credit cards also have an associated Personal Identification Number (PIN) code, which is primarily used for "Card-Present" transactions. The PIN must generally be kept confidential, and must be entered on secure and certified terminals to make sure that no-one can gain access to the PIN. Further, in modern credit cards, the PIN can be stored on the chip (for example, an EMV device) in an encrypted form within a cryptogram block.

[0013] There are two main classifications of transactions for which credit cards are used including: "Card-Not-Present" transactions, when using the Internet or MOTO; and "Card-

Present” transactions, such as used with POS/EFTPOS and ATM terminals. Card-Present transactions involve EMV device readers (including physical contact readers using electrode pins on a card and contactless reading using, for example, Near Field Communications (NFC)) and/or magnetic stripe readers. These transactions generally use the full 13 to 19 digit PAN and the 4-digit expiration date. Card-Not-Present transactions generally require the user to read out to an operator, or enter into a computer, the PAN and expiration date digits. In some instances, the CVC/CVV2 number is also required.

[0014] Other types of digital transaction documents may use various forms of security, such as PINs, passwords, and the like. However, some other types of digital transaction documents do not use such external security, and rely only upon the authenticity of the document itself, for example, using holograms and other security devices that are difficult to copy. Further, some types of non-credit card digital transaction documents may use chips for security, including chips similar to EMV devices.

[0015] Cards (or other digital transaction documents) may have data stolen, for example, using a Radio Frequency (RF) signal to power the card's EMV internal microprocessor and related transmitter. Generally, the card data, such as the PAN, expiration date and cardholder's name are transferred to a wireless terminal. The terminal can be a portable or stationary wireless terminal, and once near a card, uses the RF signal to energize the card to firstly, extract the card data and copy some to a memory storage device, or to online storage, such as, the cloud, and secondly, use a portable terminal in close proximity to the card to extract monies as a contactless payment (for example, a PayWave and/or tap payment, such transactions being referred to by traders as tap-and-pay or tap-and-go), in accordance with a level of transaction that does not require any authorization. Subsequently, stolen card data can be uploaded to a duplicate “fake card” or used in online transactions to make fraudulent purchases. Yet another method used to steal card data for fraudulent use involves hacking into computer databases that store card data. This data is then used for transactions, and a card owner may only become aware of this when they see a statement detailing the transactions made with their card, or card data.

[0016] Other ways card data is stolen include phishing scams where the card holder is tricked into entering a security code along with other card details via a fraudulent website. Phishing therefore reduces the effectiveness of security codes as an anti-fraud means. However, merchants who do not use security codes are typically subjected to higher card processing costs for transactions, and fraudulent transactions without security codes are more likely to be resolved in favor of the cardholder, which increases costs for merchants. Yet other

ways that security of transactions may be compromised is by skimming and man-in-the-middle attacks.

[0017] With the emergence of e-Commerce, an increasing number of transactions are Card-Not-Present type transactions. However, this type of transaction is subject to an increasing number of attacks from fraudsters including attacks that have resulted in increased verification that has caused a “failure positive” result where the card holder is legitimate but the transaction is rejected.

[0018] Several solutions have been developed to address this growing fraud, including use of virtual account numbers, authentication of cardholders separately from the transaction, and use of a hardware token to authenticate the user. Another proposed solution comprises an institution, such as a bank sending a code to the user, typically by SMS to the user’s smartphone, which can then be used to authenticate a Card-Not-Present transaction. This arrangement is generally referred to as an Out-Of-Band (OOB) message which unfortunately has been recently hacked. In any event, many of these solutions require expensive infrastructure changes, which merchants prefer to avoid and may only provide protection for a limited time until the arrangement is hacked.

[0019] With the increasing number of Card-Not-Present transactions, a suggested means of conducting such transactions is the electronic wallet (e-wallet), also known as a digital wallet. An e-wallet provides users with a means to pay for purchases from enabled on-line merchants. Upon registration, a user can store their card, billing and shipping information on a site hosted by a suitable document, such as a bank, and can access that information to pay for goods or services. However, e-wallets on an NFC enabled device, such as a smartphone, do not operate in a large percentage of Card-Present transactions, for example, POS/EFTPOS or ATM transactions since these network transaction devices generally do not support contactless payments and amongst the presently available contactless payment arrangements, different back end processes and merchant agreements are involved. As a result, the establishment and use of e-wallets has experienced limited commercial success and whilst they remain available to consumers, only approximately 10% of consumers have elected to install an e-wallet although the take-up rate by consumers is now starting to drop.

[0020] A user may prefer to have, and to carry around with them, many of their available credit cards, debit cards, store cards, government agency cards and loyalty cards since they prefer to physically hold and control the possession of those cards. Further, a user may require an identity card, driver’s license, age verification card or passport. Carrying around a large number of individual digital transaction documents can be very inconvenient. Moreover, the person, having so many physical transaction documents, may become confused regarding

the location of a particular digital transaction document, for example, a particular credit card, among all the other digital transaction documents.

[0021] An alternative solution to e-wallets that addresses the problem of users carrying a large number of credit or debit cards has been developed, wherein a credit card sized device has a keyboard (or touch pad arranged as a simplified keyboard) and a small limited function Graphical User Interface (GUI), which are used to select one card amongst a number of cards stored on the device, and to enter data for various transactions. However, the keyboards are of limited functionality due to their limited number of keys in the relatively small space available on the card (being the area of an average credit card). The keyboards are also considered difficult to use because of their small size, and as a result a large number of keystrokes may be required to effect any particular function. Further, the keyboard on a credit card is not a solution for other types of digital transaction document such as those documents used for proof of identity or proof of age. Other attempted solutions include products, such as Plastic, Coin, Final, and Wocket. However, the Plastic solution has some operational limitations, and the Wocket solution requires a specific Wocket device. None of these solutions has gained wide commercial acceptance. Moreover, it has been found that cards including a keyboard have an unacceptably high failure rate when given to customers in view of the repeated, perhaps daily, usage. It is suggested that the high failure rate may be, at least in part, due to the complications of having the keyboard on a card, which has limited space for such a complex electronic device.

[0022] Another problem with attempting to accommodate multiple credit cards, debit cards or other digital transaction documents on a single card are the limitations caused by the use of proprietary or standardized chips. Such chips or DTPIUs are configured to securely store information for one digital transaction document only. For example, a credit card chip, such as an EMVCo standard chip, securely holds information typically including the credit card PAN, the expiry date, a security code (such as the CCV2 number), and a PIN. Transaction devices, such as POS/EFTPOS terminals, securely communicate with the DTPIU to obtain some, or all, of the information from the DTPIU for a transaction to be authorized and verified. Many DTPIUs are also configured to resist attempts to write to the DTPIUs secure record memory (which may also be referred to as a secure element, or part of a secure element), as many such attempts are made by those seeking to use the card fraudulently. It will be understood that a secure element may comprise secure memory and an execution environment, and is a dynamic environment in which application code and application data can be securely stored and administered. Further, it will be understood that, in a secure element, secure execution of the application can occur. A secure element may be located in a highly secure crypto chip (otherwise known as a smart card chip). The security of the DTPIU

may also prevent legitimately introducing one or more new digital transaction documents (including PANs, tokens expiry dates, PINs and other data attributes of those documents) into the secure record memory (secure element) of the DTPU so that the DTPU cannot take on another document's personality (a term which is used herein to describe a digital transaction document (or logical digital transaction document) and its attributes).

[0023] Accordingly, it has been difficult to instigate use of single physical cards having multiple personalities (multiple credit and/or debit cards expressed or expressible on a single physical card), given the change in infrastructure required, including modified DTPUs (such as the EMVCo device), modified digital transaction devices (for example, modified POS/EFTPOS terminals), along with any other modification required in other parts of the credit/debit card payment infrastructure. Apart from the technical problems, Card Association Scheme providers such as Visa and MasterCard have various additional requirements including the presence of a hologram and logo of the Card Association Scheme on the physical card.

[0024] In this regard, it is desirable to provide a single EMV (or EMV type device), or other type of DTPU, on a Digital Transaction Card (DTC), for example, a credit card sized card, which is able to selectively assume the personality of a number of different digital transaction documents (or logical digital transaction documents). For example, a user may seek to use MasterCard account for one transaction, but to use Visa account for a different transaction. Alternatively, a user may seek to use the DTC as a credit card, but to subsequently use it as an age identity card.

[0025] However, to-date, there has not been a sufficiently effective, efficient, and/or secure means and/or method for adapting a DTPU (such as an EMVCo specified device) to embody different personalities as compared with the personality of the DTPU that was initially installed.

[0026] Another problem with present digital transaction documents is the ability to obtain data from a credit card or other transaction document. Although devices such as EMV devices have been introduced in an attempt to limit data theft, such arrangements have not proved to be entirely successful in preventing this type of crime. Increasing credit card fraud may incur cost for a bank, a merchant, a user, or all three parties. Further, identity theft is an increasing concern for users since a stolen identity can be used to commit fraudulent financial transactions, and other types of crime.

[0027] For some digital transaction documents, such as credit cards, tokens are sometimes used to enhance security for transactions. For credit cards, tokens are typically

numbers that are the same length as the credit card's PAN, and are substituted for the PAN in a transaction. The token should not be feasibly decryptable to obtain the original PAN by a person seeking to use the credit card fraudulently, and so that person is unable to mimic the credit card, and unable to use the credit cards PAN and a card holder's other personal details for on-line transactions. Accordingly, if using a credit card in a high risk, low security environment, tokens are a means of protecting sensitive data. The security of the token is based primarily on the infeasibility of determining the original PAN (or other data) whilst knowing only the surrogate token value. Tokenization may be used instead of, or in conjunction with, other encryption techniques in transactions with digital transaction documents.

[0028] A token (or digital token) may be generated by a third party, such as a credit card issuer, a financial institution, or a security provider for the credit card. Tokens are also used for securing other non-financial transactions, such as those involving drivers' licenses. The token may be generated as a cryptogram using inputs from a selection of, for example, the credit card's PAN (or some other unique ID of a digital transaction document), and/or the card's expiry date. The token for a transaction may be selected from a number of tokens in a pool based on the ID of the merchant or the terminal where the transaction is occurring, the date of the transaction, the time of the transaction, or various other criteria. De-tokenization to retrieve the original PAN typically occurs during the processing of a transaction, and is usually performed by the credit card issuer, financial institution, or security provider who issued the token.

[0029] Usually, tokens are generated during the process of creating and issuing a credit card to its owner/user. Each card may have one or more associated tokens. Where a card has multiple tokens, each token can be selectively used for different transactions or different transaction types.

[0030] Tokens have a number of problems, including not being selectable by the user to allow the user control over security and how tokens are used. For example, a user may seek to be able to select tokens for certain transactions or transaction types. Another problem is that the same token may need to be used for a number of different transactions, thus limiting the security afforded by the token. This is especially the case for a digital transaction document such as a credit card. Even if a digital transaction document has a number of associated tokens, those tokens will need to be reused or reissued after a number of transactions. It is difficult to issue new tokens, for example, to a credit card, since the infrastructure for issuing new tokens has been developed to issue those new tokens at a time of creation and issuance of a new credit card.

[0031] One way to prevent fraudulent use of a stolen or compromised credit card or other types of transaction document is to simply cancel the document, including cancelation of that document's unique identifier (for example, cancelling the account number of a credit card), and issue a new document with a new expiration date. Providers of the document may have a mechanism to invalidate old documents (for example, invalidating old account numbers), and to issue new numbers to existing users. However, it can sometimes take a substantial amount of time to deliver a new document (for example, delivering a credit card through the mail), and the delay greatly inconveniences the user. In the instance of a credit card, the issuance of a new card causes a temporary cessation of the user's ability to maintain payments by auto debit from credit accounts.

[0032] Further, document owners generally prefer instant or near instant ("real time") feedback of information regarding use of their card for financial transactions or other types of transaction, such as use of a card or other such documents for identification, traveling and other purposes. Card owners may also prefer real time feedback regarding account balances and other information related to their card, or other digital transaction documents. Further, owners of cards and other digital transaction documents may prefer the ability to block usage of a document in real time, or with minimal delay. This may be useful if the owner becomes aware of, or suspects, fraudulent transaction(s) with the use of one or more of their digital transaction document(s).

[0033] Presently, banks only communicate via the predefined user interface which usually comprises a numerical keypad when a credit/debit card is inserted into a bank approved ATM or a bank approved card reader or reader/writer. The infrastructure currently in operation prevents any interaction with the EMV chip outside of the approved external keypad.

[0034] Currently, users of digital transaction documents, such as credit cards, have very few options when authorizing a digital transaction, such as a credit card payment. In some instances solutions have been proposed including using a smartphone with NFC. However, attempted solutions using NFC have experienced problems due to, amongst other issues, the requirement to replace or upgrade POS/EFTPOS terminals and ATMs, which is expensive for the merchant, bank or other service providers.

[0035] Further, present limits imposed for NFC financial digital transactions in some jurisdictions are under \$100. This may be inconvenient for a user seeking to purchase a higher cost item, or items totalling a higher cost.

[0036] In other instances, there have been attempts to increase security of transactions by replacing static PINs with biometric authorization (or verification). This may increase security by limiting the effect of fraud, and allow for higher spending limits.

[0037] Further, there have also been attempts to incorporate a keyboard into credit cards for entry of information (verification information), other than static PINs.

[0038] Unfortunately, the above-mentioned proposed solutions do not provide a user of a digital transaction document, such as a credit card, with a range of options for verification, authorization, authentication, or identification. Further, none of these proposed solutions allow a user to select preferred means and methods of verification, authorization, authentication, or identification. Moreover, none of the proposed solutions protect a user from some forms of fraudulent activity, such as malware placed onto POS/EFTPOS terminals.

[0039] Many issued credit cards, for example, include only a passive, non-powered EMV chip with fixed information, such as the user's PAN and a PIN. Such digital transaction documents are not able to have various other forms of verification.

[0040] It is an object of the present invention to overcome, or at least ameliorate, at least one of the above-mentioned problems in the prior art, and/or provide at least a useful alternative to prior art devices, systems and/or methods.

SUMMARY OF THE INVENTION

[0041] In one aspect, the present invention provides a digital transaction apparatus operable to perform at least one digital transaction with one or more digital transaction devices, each digital transaction requiring a sufficient verification score for authorization of the transaction, the digital transaction apparatus including, a Data Assistance Device (DAD) including, a user interface, and, a DAD transceiver, the digital transaction apparatus also including a Digital Transaction Card (DTC), including, a DTC transceiver, a Digital Transaction Processing Unit (DTPU), the apparatus operable to obtain at least one verification type, with each verification type having a verification type score, and the verification type score being awarded subsequent to obtaining the corresponding verification type.

[0042] In another aspect, the present invention provides a method of operating a digital transaction apparatus, the digital transaction apparatus operable to perform at least one digital transaction with one or more digital transaction devices, each digital transaction requiring a sufficient verification score for authorization of the transaction, the digital transaction apparatus including, a Data Assistance Device (DAD) including, a user interface; and, a DAD transceiver, the digital transaction apparatus also including a Digital Transaction Card (DTC), including, a DTC transceiver, a Digital Transaction Processing Unit (DTPU), the apparatus operable to obtain at least one verification type, with each verification type having a verification type score, and the verification type score being awarded subsequent to obtaining the corresponding verification type, the method including, operating the apparatus to obtain at least one verification type, and operating the apparatus to award a verification type score for the obtained verification type.

[0043] In another aspect, the present invention provides a digital transaction apparatus operable to perform at least one digital transaction with one or more digital transaction devices, each digital transaction device connectable for data transfer with a transaction processing entity, and each digital transaction requiring a sufficient verification score for authorization of the transaction, the digital transaction apparatus including, a Data Assistance Device (DAD) including, a user interface, and, a DAD transceiver, the digital transaction apparatus also including a Digital Transaction Card (DTC), including, a DTC transceiver, and, a Digital Transaction Processing Unit (DTPU), the apparatus operable to obtain at least one verification type, with each verification type having a verification type score, and the verification type score being awarded subsequent to obtaining the corresponding verification type being obtained.

[0044] In yet another aspect, the present invention provides a method of operating a digital transaction apparatus, the digital transaction apparatus operable to perform at least one digital transaction with one or more digital transaction devices, each digital transaction device connectable for data transfer with a transaction processing entity, and each digital transaction requiring a sufficient verification score for authorization of the transaction, the digital transaction apparatus including, a Data Assistance Device (DAD) including, a user interface, and, a DAD transceiver, the digital transaction apparatus also including a Digital Transaction Card (DTC), including, a DTC transceiver, and, a Digital Transaction Processing Unit (DTPU), the apparatus operable to obtain at least one verification type, with each verification type having a verification type score, and the verification type score being awarded subsequent to obtaining the corresponding verification type being obtained, the method including, operating the apparatus to obtain at least one verification type, and operating the apparatus to award a verification type score for the obtained verification type.

[0045] In yet another aspect, the present invention provides a digital transaction apparatus operable to perform at least one digital transaction with one or more digital transaction devices, each digital transaction device connectable for data transfer with a transaction processing entity, and each digital transaction requiring a sufficient verification score for authorization of the transaction, the digital transaction apparatus including, a Data Assistance Device (DAD) including, a user interface, and, a DAD transceiver, the digital transaction system also including a Digital Transaction Card (DTC), including, a DTC transceiver, and, a Digital Transaction Processing Unit (DTPU), the apparatus operable to select the required verification score for each digital transaction.

[0046] In yet another aspect, the present invention provides a method of operating a digital transaction apparatus, the digital transaction apparatus operable to perform at least one digital transaction with one or more digital transaction devices, each digital transaction device connectable for data transfer with a transaction processing entity, and each digital transaction requiring a sufficient verification score for authorization of the transaction, the digital transaction apparatus including, a Data Assistance Device (DAD) including, a user interface, and, a DAD transceiver, the digital transaction apparatus also including a Digital Transaction Card (DTC), including, a DTC transceiver, and, a Digital Transaction Processing Unit (DTPU), the apparatus operable to select the required verification score for each digital transaction, the method including, a user operating the apparatus to select a required verification score for a digital transaction.

[0047] In one aspect, the present invention provides a digital transaction apparatus including a Data Assistance Device (DAD) including, a user interface that is operable to at

least select data, and a DAD transceiver, a Digital Transaction Card (DTC), including a Digital Transaction Processing Unit (DTPU), and a DTC transceiver, wherein the DAD and DTC are operable to transfer data from the DAD to the DTC and when subsequently using the DTC to effect a digital transaction with one or more digital transaction devices, the DTC operates in accordance with the data selected and transferred from the DAD to the DTC, each digital transaction requiring a sufficient verification score for authorization of the transaction and the apparatus being operable to obtain at least one verification type, with each verification type having a verification type score, and the verification type score being awarded subsequent to obtaining the corresponding verification type.

[0048] In another aspect, the present invention provides a digital transaction apparatus including a Data Assistance Device (DAD) including, a user interface that is operable to at least select data, and a DAD transceiver, a Digital Transaction Card (DTC), including a Digital Transaction Processing Unit (DTPU), and a DTC transceiver, wherein the DAD and DTC are operable to transfer data from the DAD to the DTC and when subsequently using the DTC to effect a digital transaction with one or more digital transaction devices, the DTC operates in accordance with the data selected and transferred from the DAD to the DTC, each digital transaction device connectable for data transfer with a transaction processing entity, and each digital transaction requiring a sufficient verification score for authorization of the transaction and the apparatus being operable to obtain at least one verification type, with each verification type having a verification type score, and the verification type score being awarded subsequent to obtaining the corresponding verification type.

[0049] In another aspect, the present invention provides a digital transaction apparatus including a Data Assistance Device (DAD) including, a user interface that is operable to at least select data, and a DAD transceiver, a Digital Transaction Card (DTC), including a Digital Transaction Processing Unit (DTPU), and a DTC transceiver, wherein the DAD and DTC are operable to transfer data from the DAD to the DTC and when subsequently using the DTC to effect a digital transaction with one or more digital transaction devices, the DTC operates in accordance with the data selected and transferred from the DAD to the DTC, each digital transaction device connectable for data transfer with a transaction processing entity, and each digital transaction requiring a sufficient verification score for authorization of the transaction and the apparatus operable to select the required verification score for each digital transaction.

[0050] In another aspect, the present invention provides a Data Assistance Device (DAD) including a user interface that is operable to at least select data and a DAD transceiver that is operable to transfer data from the DAD to a transceiver associated with a Digital

Transaction Card (DTC), wherein the data that is selected and transferred to the DTC causes the DTC to operate in accordance with the selected data when the DTC is subsequently used to effect a digital transaction with one or more digital transaction devices, each digital transaction requiring a sufficient verification score for authorization of the transaction and the DAD and/or the DTC being operable to obtain at least one verification type, with each verification type having a verification type score, and the verification type score being awarded subsequent to obtaining the corresponding verification type.

[0051] In another aspect, the present invention provides a Data Assistance Device (DAD) including a user interface that is operable to at least select data and a DAD transceiver that is operable to transfer data from the DAD to a transceiver associated with a Digital Transaction Card (DTC), wherein the data that is selected and transferred to the DTC causes the DTC to operate in accordance with the selected data when the DTC is subsequently used to effect a digital transaction with one or more digital transaction devices, each digital transaction device connectable for data transfer with a transaction processing entity, and each digital transaction requiring a sufficient verification score for authorization of the transaction and the DAD and/or the DTC being operable to obtain at least one verification type, with each verification type having a verification type score, and the verification type score being awarded subsequent to obtaining the corresponding verification type.

[0052] In another aspect, the present invention provides a Data Assistance Device (DAD) including a user interface that is operable to at least select data and a DAD transceiver that is operable to transfer data from the DAD to a transceiver associated with a Digital Transaction Card (DTC), wherein the data that is selected and transferred to the DTC causes the DTC to operate in accordance with the selected data when the DTC is subsequently used to effect a digital transaction with one or more digital transaction devices, each digital transaction device connectable for data transfer with a transaction processing entity, and each digital transaction requiring a sufficient verification score for authorization of the transaction and the DAD and/or the DTC being operable to select the required verification score for each digital transaction.

[0053] In another aspect, the present invention provides a Digital Transaction Card (DTC) including a Digital Transaction Processing Unit (DTPU) and a DTC transceiver that is operable to receive user-selected data from a transceiver associated with a Data Assistance Device (DAD), wherein the user-selected data that is received causes the DTC to operate in accordance with the user-selected data when the DTC is subsequently used to effect a digital transaction with one or more digital transaction devices, each digital transaction requiring a sufficient verification score for authorization of the transaction and the DAD and/or DTC being

operable to obtain at least one verification type, with each verification type having a verification type score, and the verification type score being awarded subsequent to obtaining the corresponding verification type.

[0054] In another aspect, the present invention provides a Digital Transaction Card (DTC) including a Digital Transaction Processing Unit (DTPU) and a DTC transceiver that is operable to receive user-selected data from a transceiver associated with a Data Assistance Device (DAD), wherein the user-selected data that is received causes the DTC to operate in accordance with the user-selected data when the DTC is subsequently used to effect a digital transaction with one or more digital transaction devices, each digital transaction device connectable for data transfer with a transaction processing entity, and each digital transaction requiring a sufficient verification score for authorization of the transaction and the DAD and/or the DTC being operable to obtain at least one verification type, with each verification type having a verification type score, and the verification type score being awarded subsequent to obtaining the corresponding verification type.

[0055] In another aspect, the present invention provides a Digital Transaction Card (DTC) including a Digital Transaction Processing Unit (DTPU) and a DTC transceiver that is operable to receive user-selected data from a transceiver associated with a Data Assistance Device (DAD), wherein the user-selected data that is received causes the DTC to operate in accordance with the user-selected data when the DTC is subsequently used to effect a digital transaction with one or more digital transaction devices, each digital transaction device connectable for data transfer with a transaction processing entity, and each digital transaction requiring a sufficient verification score for authorization of the transaction and the DAD and/or the DTC being operable to select the required verification score for each digital transaction.

[0056] In another aspect, the present invention provides a digital transaction method including selecting data, by a user interface of a Data Assistance Device (DAD), transferring the selected data by a DAD transceiver associated with the DAD to a transceiver associated with a Digital Transaction Card (DTC) having a Digital Transaction Processing Unit (DTPU), and effecting, by the DTC, a digital transaction with one or more digital transaction devices, wherein the DTC operates in accordance with the data selected and transferred from the DAD to the DTC, and each digital transaction requiring a sufficient verification score for authorization of the transaction, and the DAD and/or the DTC being operable to obtain at least one verification type, with each verification type having a verification type score, and the verification type score being awarded subsequent to obtaining the corresponding verification type, the method further including, operating the DAD and/or the DTC to obtain at least one

verification type, and operating the DAD and/or the DTC to award a verification type score for the obtained verification type.

[0057] In another aspect, the present invention provides a digital transaction method including selecting data, by a user interface of a Data Assistance Device (DAD), transferring the selected data by a DAD transceiver associated with the DAD to a transceiver associated with a Digital Transaction Card (DTC) having a Digital Transaction Processing Unit (DTPU), and effecting, by the DTC, a digital transaction with one or more digital transaction devices, wherein the DTC operates in accordance with the data selected and transferred from the DAD to the DTC, each digital transaction device connectable for data transfer with a transaction processing entity, and each digital transaction requiring a sufficient verification score for authorization of the transaction, the DAD and/or the DTC being operable to obtain at least one verification type, with each verification type having a verification type score, and the verification type score being awarded subsequent to obtaining the corresponding verification type, the method further including, operating the DAD and/or the DTC to obtain at least one verification type, and operating the DAD and/or the DTC to award a verification type score for the obtained verification type.

[0058] In another aspect, the present invention provides a digital transaction method including selecting data, by a user interface of a Data Assistance Device (DAD), transferring the selected data by a DAD transceiver associated with the DAD to a transceiver associated with a Digital Transaction Card (DTC) having a Digital Transaction Processing Unit (DTPU), and effecting, by the DTC, a digital transaction with one or more digital transaction devices, wherein the DTC operates in accordance with the data selected and transferred from the DAD to the DTC, each digital transaction device connectable for data transfer with a transaction processing entity, and each digital transaction requiring a sufficient verification score for authorization of the transaction, the DAD and/or DTC being operable to obtain at least one verification type, with each verification type having a verification type score, and the verification type score being awarded subsequent to obtaining the corresponding verification type, the method further including, a user operating the DAD and/or the DTC to select a required verification score for a digital transaction.

[0059] In yet another aspect, the present invention provides a method of operating a Data Assistance Device (DAD), including selecting data, by a user interface of the DAD, and transferring the selected data, by a DAD transceiver to a transceiver associated with a Digital Transaction Card (DTC) having a Digital Processing Unit (DTPU), wherein the DTC operates in accordance with the selected and transferred data when the DTC is subsequently used to effect a digital transaction with one or more digital transaction devices, each digital transaction

requiring a sufficient verification score for authorization of the transaction, and the DAD and/or the DTC being operable to obtain at least one verification type, with each verification type having a verification type score, and the verification type score being awarded subsequent to obtaining the corresponding verification type, the method further including, operating the DAD and/or the DTC to obtain at least one verification type, and operating the DAD and/or the DTC to award a verification type score for the obtained verification type.

[0060] In yet another aspect, the present invention provides a method of operating a Data Assistance Device (DAD), including selecting data, by a user interface of the DAD, and transferring the selected data, by a DAD transceiver to a transceiver associated with a Digital Transaction Card (DTC) having a Digital Processing Unit (DTPU), wherein the DTC operates in accordance with the selected and transferred data when the DTC is subsequently used to effect a digital transaction with one or more digital transaction devices, each digital transaction device connectable for data transfer with a transaction processing entity, and each digital transaction requiring a sufficient verification score for authorization of the transaction, and the DAD and/or the DTC being operable to obtain at least one verification type, with each verification type having a verification type score, and the verification type score being awarded subsequent to obtaining the corresponding verification type, the method further including, operating the DAD and/or the DTC to obtain at least one verification type, and operating the DAD and/or the DTC to award a verification type score for the obtained verification type.

[0061] In yet another aspect, the present invention provides a method of operating a Data Assistance Device (DAD), including selecting data, by a user interface of the DAD, and transferring the selected data, by a DAD transceiver to a transceiver associated with a Digital Transaction Card (DTC) having a Digital Processing Unit (DTPU), wherein the DTC operates in accordance with the selected and transferred data when the DTC is subsequently used to effect a digital transaction with one or more digital transaction devices, each digital transaction device connectable for data transfer with a transaction processing entity, and each digital transaction requiring a sufficient verification score for authorization of the transaction, and the DAD and/or the DTC being operable to obtain at least one verification type, with each verification type having a verification type score, and the verification type score being awarded subsequent to obtaining the corresponding verification type, the method further including, a user operating the DAD and/or the DTC to select a required verification score for a digital transaction.

[0062] In a further aspect, the present invention provides a method of operating a Digital Transaction Card (DTC), including receiving, from a Data Assistance Device (DAD), data including user-selected data, effecting, by the DTC, a digital transaction with one or more

digital transaction devices, wherein the DTC operates in accordance with the user-selected data, each digital transaction requiring a sufficient verification score for authorization of the transaction, and the DAD and/or the DTC being operable to obtain at least one verification type, with each verification type having a verification type score, and the verification type score being awarded subsequent to obtaining the corresponding verification type, the method further including, operating the DAD and/or the DTC to obtain at least one verification type, and operating the DAD and/or the DTC to award a verification type score for the obtained verification type.

[0063] In a further aspect, the present invention provides a method of operating a Digital Transaction Card (DTC), including receiving, from a Data Assistance Device (DAD), data including user-selected data, effecting, by the DTC, a digital transaction with one or more digital transaction devices, wherein the DTC operates in accordance with the user-selected data, each digital transaction device connectable for data transfer with a transaction processing entity, and each digital transaction requiring a sufficient verification score for authorization of the transaction, and the DAD and/or the DTC being operable to obtain at least one verification type, with each verification type having a verification type score, and the verification type score being awarded subsequent to obtaining the corresponding verification type, the method further including, operating the DAD and/or the DTC to obtain at least one verification type, and operating the DAD and/or the DTC to award a verification type score for the obtained verification type.

[0064] In a further aspect, the present invention provides a method of operating a Digital Transaction Card (DTC), including receiving, from a Data Assistance Device (DAD), data including user-selected data, effecting, by the DTC, a digital transaction with one or more digital transaction devices, wherein the DTC operates in accordance with the user-selected data, each digital transaction device connectable for data transfer with a transaction processing entity, and each digital transaction requiring a sufficient verification score for authorization of the transaction, and the DAD and/or the DTC being operable to obtain at least one verification type, with each verification type having a verification type score, and the verification type score being awarded subsequent to obtaining the corresponding verification type, the method further including, a user operating the DAD and/or the DTC to select a required verification score for a digital transaction.

[0065] In a further aspect, the present invention provides a computer-readable medium storing one or more instructions that, when executed by one or more processors associated with a Data Assistance Device (DAD), cause the one or more processors to select data, by a user interface of the DAD, and transfer the selected data, by a DAD transceiver to

a transceiver associated with a Digital Transaction Card (DTC) having a Digital Transaction Processing Unit (DTPU), wherein the DTC operates in accordance with the selected and transferred data when the DTC is subsequently used to effect a digital transaction with one or more digital transaction devices, each digital transaction requiring a sufficient verification score for authorization of the transaction, wherein each one or more instructions further cause the DAD and/or the DTC to obtain at least one verification type, with each verification type having a verification type score, and the verification type score being awarded subsequent to obtaining the corresponding verification type, the one or more instructions further causing the DAD and/or the DTC to obtain at least one verification type, and award a verification type score for the obtained verification type.

[0066] In a further aspect, the present invention provides a computer-readable medium storing one or more instructions that, when executed by one or more processors associated with a Data Assistance Device (DAD), cause the one or more processors to select data, by a user interface of the DAD, and transfer the selected data, by a DAD transceiver to a transceiver associated with a Digital Transaction Card (DTC) having a Digital Transaction Processing Unit (DTPU), wherein the DTC operates in accordance with the selected and transferred data when the DTC is subsequently used to effect a digital transaction with one or more digital transaction devices, each digital transaction device connectable for data transfer with a transaction processing entity, each digital transaction requiring a sufficient verification score for authorization of the transaction, wherein each one or more instructions further cause the DAD and/or the DTC to obtain at least one verification type, with each verification type having a verification type score, and the verification type score being awarded subsequent to obtaining the corresponding verification type, the one or more instructions further causing the DAD and/or the DTC to obtain at least one verification type, and award a verification type score for the obtained verification type.

[0067] In a further aspect, the present invention provides a computer-readable medium storing one or more instructions that, when executed by one or more processors associated with a Data Assistance Device (DAD), cause the one or more processors to select data, by a user interface of the DAD, and transfer the selected data, by a DAD transceiver to a transceiver associated with a Digital Transaction Card (DTC) having a Digital Transaction Processing Unit (DTPU), wherein the DTC operates in accordance with the selected and transferred data when the DTC is subsequently used to effect a digital transaction with one or more digital transaction devices, each digital transaction device connectable for data transfer with a transaction processing entity, each digital transaction requiring a sufficient verification score for authorization of the transaction, wherein each one or more instructions further cause

the DAD and/or the DTC to obtain at least one verification type, with each verification type having a verification type score, and the verification type score being awarded subsequent to obtaining the corresponding verification type, the one or more instructions further causing the DAD and/or the DTC to select a required verification score for a digital transaction.

[0068] In a further aspect, the present invention provides a computer-readable medium storing one or more instructions that, when executed by one or more processors associated with a Digital Transaction Card (DTC), cause the one or more processors to receive user selected data, from a Data Assistance Device (DAD), and subsequently effect a digital transaction with one or more digital transaction devices, wherein the DTC operates in accordance with the user-selected data, each digital transaction requiring a sufficient verification score for authorization of the transaction, wherein each one or more instructions further cause the DAD and/or the DTC to obtain at least one verification type, with each verification type having a verification type score, and the verification type score being awarded subsequent to obtaining the corresponding verification type, the one or more instructions further causing the DAD and/or the DTC to obtain at least one verification type, and award a verification type score for the obtained verification type.

[0069] In a further aspect, the present invention provides a computer-readable medium storing one or more instructions that, when executed by one or more processors associated with a Digital Transaction Card (DTC), cause the one or more processors to receive user selected data, from a Data Assistance Device (DAD), and subsequently effect a digital transaction with one or more digital transaction devices, wherein the DTC operates in accordance with the user-selected data, each digital transaction device connectable for data transfer with a transaction processing entity, each digital transaction requiring a sufficient verification score for authorization of the transaction, wherein each one or more instructions further cause the DAD and/or the DTC to obtain at least one verification type, with each verification type having a verification type score, and the verification type score being awarded subsequent to obtaining the corresponding verification type, the one or more instructions further causing the DAD and/or the DTC to obtain at least one verification type, and award a verification type score for the obtained verification type.

[0070] In a further aspect, the present invention provides a computer-readable medium storing one or more instructions that, when executed by one or more processors associated with a Digital Transaction Card (DTC), cause the one or more processors to receive user selected data, from a Data Assistance Device (DAD), and subsequently effect a digital transaction with one or more digital transaction devices, wherein the DTC operates in accordance with the user-selected data, each digital transaction device connectable for data

transfer with a transaction processing entity, each digital transaction requiring a sufficient verification score for authorization of the transaction, wherein each one or more instructions further cause the DAD and/or the DTC to obtain at least one verification type, with each verification type having a verification type score, and the verification type score being awarded subsequent to obtaining the corresponding verification type, the one or more instructions further causing the DAD and/or the DTC to select a required verification score for a digital transaction.

[0071] In a further aspect, the present invention provides a method including receiving, from an issuing authority, a DTC configured to operate in accordance with any one or more of the statements above.

[0072] In a further aspect, the present invention provides a method including issuing, by an issuing authority, a DTC configured to operate in accordance with any one or more of the statements above.

[0073] In a further aspect, the present invention provides a method including receiving, from an issuing authority, a DTC configured to operate in accordance with the method of any one or more of the statements above.

[0074] In a further aspect, the present invention provides a method including issuing, by an issuing authority, a DTC configured to operate in accordance with the method of any one or more of the statements above.

[0075] In a further aspect, the present invention provides a method including issuing, by an issuing authority, operating code, including software and/or firmware, to a Data Assistance Device (DAD) and/or a Digital Transaction Card (DTC) to enable the DAD and/or DTC to operate in accordance with any one or more of the statements above.

[0076] In a further aspect, the present invention provides a method including issuing, by an issuing authority, operating code, including software and/or firmware, to a Data Assistance Device (DAD) and/or a Digital Transaction Card (DTC) to enable the DAD and/or DTC to operate in accordance with the method of any one or more of the statements above.

SUMMARY OF EMBODIMENT(S) OF THE INVENTION

[0077] In some embodiments, the total verification score is compared with the required verification score for authorization of a corresponding transaction.

[0078] In other embodiments, the Data Assistance Device (DAD) is operable to obtain one or more of the at least one verification type.

[0079] In some other embodiments, the Digital Transaction Card (DTC) is operable to obtain one or more of the at least one verification type.

[0080] In embodiments, the at least one verification type includes: a Personal Identification Number (PIN), a biometric, a secret question and answer, a swipe pattern on the DAD user interface, touching a randomly or pseudo-randomly selected area of the DAD user interface, an Out-Of-Band (OOB) message from a third party, and/or a GPS co-ordinate of the DAD.

[0081] In embodiments, the one or more verification types obtainable by the DTC includes a biometric.

[0082] In embodiments, the DAD is operable to receive communications from the transaction processing entity.

[0083] In embodiments, the DAD is operable to receive from the transaction processing entity one or more verification types. In such embodiments, the DAD is operable to obtain a verification type from the one or more verification types received from the transaction processing entity and communicate an indication of the obtaining of the verification type to the transaction processing entity.

[0084] In other embodiments, the DAD is operable to receive from an entity, different from the transaction processing entity, one or more verification types. In such embodiments, the DAD is operable to obtain a verification type from the one or more verification types received from the entity, different from the transaction processing entity, and communicate an indication of the obtaining of the verification type to the transaction processing entity.

[0085] In embodiments, the selection of the required verification score for each digital transaction is from within a range of allowed required verification scores.

[0086] In embodiments, the range of allowed required verification scores is determined by the transaction processing entity.

[0087] In embodiments, the range of allowed required verification scores is determined by a third party entity, different from the transaction processing entity, such as a financial institution, for example, a bank which has issued a credit card, wherein the DTC is operable with the personality of the credit card.

[0088] In embodiments, the apparatus is also operable to cause and/or request one or more other devices to obtain the at least one verification type. The one or more other devices may include the digital transaction device. In some embodiments, the digital transaction device may obtain a PIN, a One-Time-PIN (OTP), and/or a biometric such as a finger print or part of a finger print. In embodiments, subsequent to the one or more other devices obtaining the at least one verification type, the verification type score may be awarded by the one or more other devices, and the verification type score communicated to the system. Alternatively, in some embodiments, the obtaining of the verification type by the one or more other devices may be communicated to the system, wherein the system is operable to award the verification type score.

[0089] In yet further embodiments, the obtaining of the at least one verification type may be communicated by the apparatus, and or communicated by the digital transaction device to the digital transaction processing entity, such that the digital transaction processing entity can award a corresponding verification type score to each obtained verification type.

[0090] In embodiments, the apparatus is operable to calculate a total verification score from at least one awarded verification type score. In other embodiments, the apparatus is operable to send one or more verification type scores to one or more other devices for calculation. In embodiments, the one or more other devices may include the digital transaction device. In yet other embodiments, the calculation could be split between the system and the one or more other devices. Further, in other embodiments, the apparatus is operable to send one or more verification type scores to the digital transaction processing entity, or to another entity, wherein the digital transaction processing entity or other entity provides resources to enable calculation of the total verification score.

[0091] In embodiments, the DTC is operable to receive the total verification score; and the DTC is operable to transmit the total verification score to a digital transaction device during a transaction. In other embodiments, the DAD is operable to receive the total verification score; and the DAD is operable to transmit the total verification score to a digital transaction device during a transaction.

[0092] It will be understood that obtaining a verification type is intended to mean that the verification type has been successfully provided. For example, if the verification type is a PIN, a user must successfully enter the PIN, for example, into the DAD, the DTC or the digital transaction device for the verification type to be obtained. If the verification type is not successfully entered, then the apparatus and any processes of the apparatus, or processes and other devices working with the apparatus, may be configured to request a user to provide the verification type again. This request for providing the verification type again may be repeated a selected number of times before a digital transaction fails. Further, if the providing of one or more verification types repeatedly fails (that is, the verification types are not obtained), then the apparatus may be configured to lock in order to prevent further digital transactions, or attempted digital transactions. The lock may operate for a selected period of time and/or may require third party authorization for removal.

[0093] In embodiments, the calculation may be adding all verification type scores awarded for the obtained verification types. In other embodiments, the calculation may include weighting one or more of the verification scores by multiplying each of the one or more to-be-weighted verification scores by a respective selected amount in advance of adding the weighted verification score to the total verification score. In yet other embodiments, the calculation may include multiplying all verification type scores awarded for the obtained verification types. In yet further embodiments, the calculation may include weighting one or more of the verification scores by multiplying each of the one or more to-be-weighted verification scores by a respective selected amount in advance of multiplying the total verification score by the weighted verification score. In yet other embodiments, the calculation may include averaging all verification type scores awarded for the obtained verification types.

[0094] In some embodiments, a financial institution can select options from a range of client verifications (verification types) once the DAD is linked to the DTC and the DAD can be part of the digital transaction authorization, for example, a credit card authorisation (when a credit card is operating on the DTC as its "personality"). It will be understood that, in some embodiments, the DTC is enabled to operate with one or more personalities, each personality being a different digital transaction document.

[0095] In some embodiments, it is possible to include a variable (selected/selectable) period after which the DTC defaults to a selected personality from a personality active during that period. For example, for a credit card personality, the period may be 10 minutes, selected (and set) by the financial institution or the financial institution may allow a user to define a different period. Once the period has expired, the DTC may be adjusted to overwrite the active personality.

[0096] In some embodiments, a user can adjust the personal DAD (for example, a smartphone) login level and/or the app installed on the DAD. For example, the user can choose pattern lock, password lock, password lock with greater than or equal to 5 characters. In embodiments, the app may have a built in password strength guide.

[0097] In some embodiments, a user could select options (verification types) that authorise a transaction by:

- Setting a digital transaction document's personality for 1 hour or longer on the DTC, or until changed;
- Logging into the DAD with a long password;
- Tapping the DTC against the DAD;
- Selecting an OTP auto entry backend verification (could be set as a default); and/or
- Touching a unique location on the screen of the DAD, whilst tapping

[0098] In some embodiments, a risk averse user could select options (authorization types) (depending on the transaction amount) that authorise a transaction by:

- Set entity transmit for 3 mins (or shortest time as possible);
- Smartphone and or app login expires 5 mins or shorter;
- Each login requires a long password;
- Tap the DTC against the phone whilst key press on a unique location;
- Randomly ask a question that the answer is only known to the user;
- Selecting an OTP, use keypad and backend verification;
- Using biometrics on smartphone or DTC; and/or
- Large transaction requires an OOB message.

[0099] Users of Financial Institutions have options. By using Tokenization, the Cardholder Verification Method (CVM) records and assigns a score to the various verification methods.

[0100] It will be understood by skilled readers that in embodiments of the invention, a digital transaction apparatus including, and requiring both, a Data Assistance Device (DAD) and a Digital Transaction Card (DTC) for a digital transaction provides a multi-factor verification (including authorization, authentication, and both authorization and authentication) for the digital transaction, the factors being that the user (for example, someone seeking to pay for goods and/or services using a financial digital transaction) requires two items, namely, the DAD and the DTC and also knowledge regarding how to effect a transaction with the two items. Accordingly, if a person has both a DAD and a DTC when seeking to conduct a digital transaction, the likelihood that the person has obtained both items by fraud, theft, or deception is significantly reduced. For example, if the DAD is a smartphone, then it is unlikely that a person seeking to conduct a fraudulent transaction would be able to steal a legitimate DTC and the owner's smartphone when compared with solely the theft of a legitimate credit card as presently used to conduct digital transactions. Further, if a person seeking to conduct a fraudulent transaction managed to steal a legitimate DTC, it would be very difficult for that person to emulate, or spoof, the DTC owner's smartphone, including any necessary additional hardware and software to operate with the DTC to conduct a digital transaction.

[0101] In embodiments, the DAD and DTC are operable to transfer data therebetween which may further assist to reduce the incidence of fraudulent digital transactions. For example, the DAD could be used to transmit a One Time PIN (OTP) to the DTC prior to each and every transaction, the OTP being requested by a digital transaction system device during a digital transaction and requiring entry of the PIN by the user to complete the transaction. In any event, it is expected that transferring data between the DAD and DTC will assist users to manage and monitor their digital transactions.

[0102] In embodiments, the present invention provides a method of conducting digital transactions using a digital transaction apparatus including a plurality of Logical Digital Transaction Document Packets (LDTDPs), each LDTDP representing a digital transaction document and including one or more of a unique Identification (unique ID) or a token associated with the unique ID for performing a digital transaction with at least one digital transaction device, the digital transaction apparatus further including, an LDTDP storage memory, a staging memory, a DAD, and a DTC, including a Digital Transaction Processing Unit (DTPU) and a secure record memory, the method including, operating the DAD to select one of the at least one LDTDPs stored in the LDTDP storage memory, copying the selected one LDTDP from LDTDP storage memory to staging memory, and copying the selected one LDTDP from staging memory to the secure record memory thus enabling the DTC to be operable as the digital transaction document associated with the selected one LDTDP. In other embodiments, a method of conducting digital transactions using a digital transaction

apparatus that recognises a plurality of LDTDPs is provided, each LDTDP representing a digital transaction document and including one or more of a unique ID or a token associated with the unique ID for performing a digital transaction with at least one digital transaction device, the digital transaction apparatus further including, an LDTDP storage memory, a staging memory, a DAD, and a DTC, the DTC including a DTPU having a secure record memory, the method including, operating the DAD to select one of the at least one LDTDPs stored in the LDTDP storage memory, copying a selected one LDTDP from LDTDP storage memory to staging memory, copying the selected one LDTDP from staging memory to the secure record memory thus enabling the DTC to be operable as the digital transaction document associated with the selected one LDTDP. In these embodiments, the known operation of the existing DTPU, such as an EMV device, is exploited to place data pertaining to a particular personality in the memory location that will be accessed by the EMV device to establish the personality of the DTC.

[0103] In various embodiments, the digital transaction document may be a credit card, debit card, bank account, store card, passport, identity card, age verification card, loyalty card, government agency card, driver's license, and/or various other kinds and types of digital transaction document, which would be typically implemented as cards, documents or booklets, or implemented electronically. It will be understood that in this specification the term "logical" refers to a set of characteristics for each of the digital transaction documents, and those characteristics may be in part, or all, contained in an LDTDP representing the document or logical document. The characteristics may include data such as a unique ID for the digital transaction document, ownership information and expiry dates. The unique ID information may be a unique ID number. A change in the DTC parameters adopted by the DTPU from expressing one digital transaction document to expressing another digital transaction document may also be referred to as a change in the DTC "personality". In addition to changing parameters in a DTC such that it adopts a personality for the purpose of future transactions, in one particular embodiment, the DAD is operable to receive data pertaining to new personalities by accessing a website and is further operable to transmit relevant data/instructions to the DTC to adopt the personality of the newly acquired personality obtained by the DAD.

[0104] In embodiments, an LDTDP may include the unique ID and a token associated with the unique ID, the unique ID and token both associated with the digital transaction document represented by the LDTDP. In other embodiments, the LDTDP may include only the unique ID associated with the digital transaction document. In yet other embodiments, the LDTDP may include only the token associated with a particular unique ID, the unique ID (and, therefore, the token) associated with the digital transaction document.

[0105] In some embodiments, each of a number of digital transaction documents may be associated with a single unique ID and a single token associated with the unique ID, each of some other digital transaction documents may be associated with a single unique ID and a number of different tokens associated with the unique ID, and each of yet other digital transaction documents may not be associated with any token (in which case such a digital transaction document will be associated only with a unique ID). In these embodiments, the unique ID and/or token for a digital transaction document (or logical digital transaction document) will be contained in an LDTDP. Where a document has a number of associated tokens, each token or token/unique ID pair, may be in a separate LDTDP. In embodiments, the unique ID for the digital transaction document contained in the LDTDP may be a Personal/Primary Account Number (PAN) if the document is a credit/debit type card, or similar kinds of unique ID's, such as unique alphanumeric ID's or unique names.

[0106] In some embodiments, the at least one of the plurality of LDTDPs is stored on the DAD, wherein the LDTDP storage memory is located on the DAD. In other embodiments, the at least one of the plurality of LDTDPs is stored in LDTDP storage memory located on the DTC, wherein selection of a LDTDP through the DAD is effected by an icon, name or other indicator associated with the LDTDP, although the LDTDP is not itself stored on the DAD. In this example, the selection of the LDTDP is communicated to the DTC by data indicating which LDTDP has been selected, and the DTC implements the selected LDTDP from its LDTDP storage memory based on the indicative data.

[0107] In yet other embodiments, a part of each of the at least one of the plurality of LDTDPs is stored on the DAD. Another part of each corresponding at least one LDTDP is stored on the DTC, wherein the selection is based on the part stored on the DAD. The part of the LDTDP selected is transmitted to the DTC, and the determination of which part of the LDTDP matches the selected part is made on the DTC. In this way, the two parts of the LDTDP can be combined to form the whole LDTDP, which can then be implemented by the DTC. In such an embodiment, the LDTDP storage memory is split between the DAD and the DTC.

[0108] In an embodiment, the DAD is enabled to store and provide for selection of an LDTDP, which is implemented as a digital transaction document on the DTC. The selection of the document associated with an LDTDP (or selection of the LDTDP) may occur before selection of a token associated with the LDTDP. Where a document has only one associated token, the selection of the document may be selection of the associated token, since a further selection process is not required. In some embodiments, selection of a token automatically indicates which LDTDP is to be selected, since the token is associated only with one document (or one LDTDP).

[0109] In another embodiment, the user may select an LDTDP and a predetermined token is selected based on context determined by the DAD. For example, if the DAD determines different locations, then a token can be automatically selected based on the determined location.

[0110] In various embodiments, some digital transaction documents contained in an LDTDP will have only one associated token and other digital transaction documents will have multiple associated tokens. It will be understood that embodiments described in this specification include both options, unless otherwise stated or unless the inclusion of both options results in an embodiment that is not possible to implement.

[0111] In various embodiments, some identifying information in respect of a digital transaction document contained in an LDTDP will not need to be stored in the apparatus LDTDP storage memory (either in the device memory or the card memory) since the token(s) stored in the apparatus will be sufficient to identify its (their) associated digital transaction document(s). For example, where the digital transaction document is a credit card, the card number (the PAN) is not contained in the LDTDP and instead, the tokens associated with the credit card are sufficient to identify the particular credit card. In such an example, the credit card PAN may include the typical 4 leading digits which identifies the card as being of a certain type or brand (MasterCard, Visa, etc.). A token for the particular credit card may have the same four leading digits, but with different remaining digits, so that the token identifies the card with which it is associated. It will be understood by skilled readers that not having a PAN, for example, contained in the respective LDTDP and stored in the apparatus LDTDP storage memory (either in the DAD memory or the DTC memory) should increase security for the associated digital transaction document. In such examples, only the digital token containing LDTDPs are selected by the DAD, with the associated digital transaction document being automatically identified and selected.

[0112] In one embodiment, the DTPU CPU operates to copy data from the staging memory (staging area) to the EEPROM, or a part of the EEPROM, which has been set aside for secure record memory (secure element). In other embodiments, the DTPU CPU operates to copy part of the data from the staging memory to a part of the EEPROM, which has been set aside for secure record memory, and another part of the data to part of the EEPROM which has not been set aside for secure record memory. When, for example, an LDTDP is copied into secure record memory (secure element), the DTPU uses the digital transaction document information from the LDTDP (unique ID, token, commencement date/time, expiry date/time, etc.) to attain a personality, such that the DTC operates as the associated digital transaction

document with the document's associated characteristics, such as commencement date/time, expiry date/time, etc.

[0113] It will be understood by skilled readers that a particular digital transaction document may be represented by one or more LDTDPs. For example, a digital transaction document associated only with a unique ID will be represented by a single LDTDP including that unique ID. In this example, the LDTDP being copied to secure record memory (which may be referred to as a secure element, or a secure element area) causes the DTC to operate as the digital transaction document associated with the unique ID.

[0114] In another example, a digital transaction document associated with a unique ID and a single token may be represented by a single LDTDP including the unique ID and the token. In this example, the LDTDP being copied to secure record memory (secure element) causes the DTC to operate as the digital transaction document associated with the tokenized unique ID. Alternatively, a digital transaction document associated with a unique ID and a single token may be represented by two LDTDPs, one of which includes the unique ID, the other including the token. In this alternative example, the LDTDP including the unique ID being copied to secure record memory (secure element) causes the DTC to operate as the digital transaction document associated with the unique ID (untokenized), whereas the LDTDP including the token associated with the unique ID being copied to secure record memory (secure element) causes the DTC to operate as the digital transaction document associated with the tokenized unique ID.

[0115] In yet another example, a digital transaction document associated with a unique ID and multiple tokens may be represented by various LDTDPs including both the unique ID and one of the multiple tokens, or could be represented by one LDTDP containing the unique ID, and a number of other LDTDP's, each containing one of the multiple tokens associated with the unique ID associated with the digital transaction document represented by all the LDTDPs, wherein the one of the LDTDPs being copied to secure record memory causes the DTC to operate as either the digital transaction document associated with the tokenized unique ID, or the digital transaction document associated with the untokenized unique ID.

[0116] Other arrangements for the LDTDPs may be contemplated, depending on the nature of the digital transaction document represented by the LDTDP (or LDTDPs).

[0117] In some embodiments, an LDTDP may also contain further data associated with a digital transaction document, such as an expiry date for the document. It may also be desirable in some circumstances to have multiple expiry dates in an LDTDP, for example, one expiry date for the unique ID (or for the associated digital transaction document) and another

expiry date for a token associated with the unique ID. It will be understood that, where a digital transaction document has a number of associated tokens, each token may have a different expiry date, which will be contained in the respective LDTDP.

[0118] Further, the LDTDP for some digital transaction documents may include a commencement date, so that the period between commencement of validity and expiry of validity of the document (and/or one or more tokens associated therewith) can be controlled. For example, it may be desirable to have the digital transaction document valid for only one day if the document is a door pass, or some other card or pass, with a short validity requirement. Moreover, the commencement and expiry in the LDTDP could include times as well as dates for finer control of the validity period of the digital transaction document (and/or one or more tokens associated therewith).

[0119] In other embodiments, the further data contained in an LDTDP may include a security code associated with the unique ID of the document, and may also include a number of other different security codes associated with one or more tokens also contained in the LDTDP. For example, where the digital transaction document is a credit card, the security codes may be Card Verification Value 2 (CVV2) security codes, or similar. In this example, the unique ID is a PAN, which has an associated CVV2 security code, and the PAN has, perhaps, five associated tokens, each token also having an associated CVV2.

[0120] In yet other embodiments, the LDTDP may contain a Personal Identification Number (PIN) for the digital transaction document. There may be one PIN associated with the unique ID of the document, and other (different) PINs, each associated with a token. In some embodiments, the PINs could be One-Time PINs (OTPs), which expire after being used for a single transaction. In other embodiments, the PINs may have a limited period of validity, for example, expiring one week after first use.

[0121] In other embodiments, the LDTDP may contain other data, such as name, date-of-birth, physical characteristics, and other personal data of a person who owns the digital transaction document. For example, if the digital transaction document is a passport, for certain transactions an LDTDP containing the passport unique ID and eye color of the owner may be desired for authentication and/or verification in such transactions.

[0122] The LDTDP may be described as including, containing, wrapping or embodying a unique ID, token and/or other data. Further, the LDTDP may be encrypted (or otherwise secured) to protect the data contained in the LDTDP. In yet other embodiments, the LDTDP may be secured by using a public/private key infrastructure. The public and private keys may

be issued by, for example, the DTCs primary issuer. Alternatively, the public and private keys may be issued by a primary issuer of an LDTDP, for example, a credit card provider.

[0123] In some embodiments, the DTPU may include a System Input/Output (System I/O) for inputting and outputting data and/or encrypted data to and from the DTPU. The System I/O is a means by which the LDTDP can be copied into secure record memory (secure element), allowing the DTPU to operate with the personality of the logical digital transaction document contained in the LDTDP. The secure element could be located on one or more devices. It could also be located in a single device with a virtual partition, or a folder.

[0124] The DTPU may also include a processor, or Central Processing Unit (CPU), which operates to control the DTPU. Further, the DTPU may include a crypto-coprocessor for encrypting and decrypting data efficiently, thus allowing the DTPU CPU to operate more efficiently without having the burden of encryption and decryption tasks. In some embodiments, the DTPU CPU and crypto-processor co-operate to decrypt (unwrap, unpack, or otherwise deal with) a selected LDTDP, before or while being stored in secure record memory, such that the DTPU can operate with data from the LDTDP.

[0125] The DTPU may also include various different types of memory, such as Read Only Memory (ROM), Random Access Memory (RAM), and Electrically Erasable Programmable Read Only Memory (EEPROM). In some embodiments, one of the types of memory can be used for the secure record memory (also known as a secure element), with one of the other types of memory used for the staging memory (which may also be referred to as a staging area). Any one of the abovementioned types of memory could be used as LDTDP storage memory.

[0126] In some embodiments, the DTPU is an EMV device, or a device that conforms with one or more EMVCo specifications. In other embodiments, the DTPU is an EMV device (otherwise conforming to one or more EMVCo specifications), which is constructed to read a secure storage area (staging memory/staging area) for the purpose of establishing the personality of the card in which the DTPU is installed. The secure storage area, or staging memory, may be within the constructed EMV device, within the constructed EMV device storage area (memory), or within some other secure memory.

[0127] In embodiments, the CPU of the DTPU and/or a CPU that is external to the DTPU but resident within the DTC (referred to as an external DTC processor) is activated only after the CPU or the external CPU securely identifies itself to a linked DAD, such as a smartphone. In some embodiments, linking between the DAD (for example, a smartphone) and the DTC

uses strong encryption for the ID and transfer of data. Links may be unique to each set (smartphone and DTC).

[0128] In embodiments, the linking between the DAD and the DTC is wireless, and may be formed using respective transceivers of the DAD and DTC. In yet other embodiments, the DTC is linkable" (i.e. operable to establish communications) with the DAD using a physical connection, such as a data cable. In such embodiments, the data cable may be adapted at one end to plug in to a communications port, such as a USB port, on the DAD, with the other end adapted to clamp or clip on to a part of the DTC. The DTC may have electrodes, or metal plates at or towards an edge thereof to connect with the cable when clamping or clipping the other end of the data cable to the DTC. In some embodiments, the respective transceivers for the DAD and the DTC may be suitable for Bluetooth™, Low Energy Bluetooth™, Wi-Fi, NFC, ANT+, or other types of contactless, or wireless communication transceivers. In embodiments, the DTC may include a button, or a similar device, to activate linking with the DAD.

[0129] In various embodiments, the DAD is operable to transfer data to the DTC without the formation of a direct link between the DAD and DTC. In such embodiments, the DAD is used to transfer data, for example, via the internet to a (cloud) connected third party device. A link between the DAD and the third party device for the data transfer can be temporary, and that link can be terminated once the data has been completely transferred. The third party device is connected, for example, to a network (perhaps via another third party, such as a payment processor), which enables the third party device to form a link and communicate with a digital transaction system device, such as a Point Of Sale / Electronic Funds Transfer at Point Of Sale (POS/EFTPOS) terminal or Automatic Teller Machine (ATM), subsequent to forming a link with the network and thence to the digital transaction system device. The third party device is enabled to transfer the data previously received from the DAD to the digital transaction system device. A holder of a DTC (which may be a person different from the owner and/or operator of the DAD) can take the DTC to the digital transaction device, and by insertion, or placing the DTC proximal to the device, the DTC holder can obtain data from the digital transaction system device. In this way, data from the DAD can be transferred indirectly and asynchronously to the DTC. This indirect data communication between the DAD and the DTC can also be reversed such that the DTC indirectly and asynchronously transfers data to the DAD, perhaps using the same infrastructure of the digital transaction system device, the network including the payment processor, the third party device and the internet. It will be recognised that the indirect and asynchronous data transfer may be useful where a first person has a DAD and wants to send data to a DTC in the control of a second person who is geographically remote from the first person. For example, a mother operating her DAD may

prefer to increase spending limits of a DTC operated by her son who is travelling in a foreign country.

[0130] In embodiments, the external DTC CPU controls the reading and re-reading of the DTPU (for example, an EMV device), and updating the memory contents of the DTPU.

[0131] In embodiments, a DTC includes a wearable payment device such as a watch but also includes payment devices that are incorporated into pieces of jewellery such as finger rings, bangles and pendants. The DTC could also comprise an implantable payment device, which includes chip and transceiver arrangements which may be suitably configured for subcutaneous implantation.

[0132] In other embodiments, the DAD may be a smartphone, or another suitable device such as a fob, or key fob, or a portable processing device with an internal/external wireless communications capability such as an NFC reader/writer which is configured to operate as a DAD. In some embodiments, the DAD may be, or may include a wearable device, such as a watch or other piece of jewellery. In this regard, some smartphones presently operate with wearable wrist (or watch-like) devices. It is envisaged that future smartphones may be wholly incorporated into a wearable device, and that the DAD can be such a device. In the circumstance that the DAD includes a smartphone operating with a wearable wrist (or watch-like) device, the wearable component may have its own unique ID, which can be used for securing linking and data transfer between the DAD and the DTC in cooperation with unique IDs, respectively, for a smart phone and the DTC.

[0133] In other embodiments, the DAD (smartphone), after securely connecting to the DTC, uploads correctly formatted data in an LDTDP to the nominated secure storage area (staging memory or staging area) and then transmits an instruction to either the DTPU CPU or the external DTC CPU to check if the nominated storage area contains the data in a specified format (e.g. a compliant LDTDP). If the data satisfies the specified format requirements and passes various checks, the DTPU CPU or the external DTC CPU copies or moves the data (LDTDP) to a specified area (secure record memory/secure element) within the DTPU (for example, within the EMV device). The DTPU CPU or the external DTC CPU then transmits an instruction to the DTPU (EMV device) to read the data (LDTDP) within the secure record memory and act according to the data (express the LDTDP as the associated digital transaction document) contained within this secure record memory (secure element). The DTPU CPU or the external DTC CPU can be programmed to search for specific headers and/or other data identifiers within a range of parameters before acting. In other embodiments, it is possible to copy all records of all LDTDPs to the staging memory, and to use an index to reference the selected LDTDP from those records. Copying all records in this manner reduces

the requirement to write to and/or read from the staging memory, and therefore reduces risks of accessing that memory area, including security risks.

[0134] In some embodiments, the secure record memory (secure element) is located in the DTPU, the staging memory (staging area) is located external to the DTPU on the DTC, and the LDTDP storage memory (storage memory or a memory location) is located on the DAD. In other embodiments, the secure record memory (secure element) could be located within the external CPU on the DTC. Further, the LDTDP storage memory and/or the staging memory (staging area) could be located outside of the DTC, for example, as additional memory located on the DAD. Whilst the secure record memory (secure element) could be located outside of the DTPU, this arrangement could be considered less secure than locating the secure record memory within the DTPU. However, any security concerns could be mitigated by encrypting any data in a secure record memory located outside the DTPU. In yet other embodiments, the LDTDP storage memory could be located elsewhere other than the DAD or the DTC, and, for example, the LDTDP storage memory could be located in a cloud based storage system, or could be located on portable memory, which can be accessed from the DAD.

[0135] In embodiments, the DTC includes a card transceiver. In other embodiments, the DTC includes a Graphical User Interface (GUI) for displaying data associated with the digital transaction document or token associated with the selected or implemented LDTDP. For example, if the logical digital transaction document is a credit card, the GUI on the DTC may display the PAN, the selected token associated with the selected LDTDP containing the logical digital transaction document, the card brand logo, the expiry date of the credit card, and may also display a virtual, or mimicked, hologram of the credit card brand. In another embodiment, the DTC may only display the selected token, including the expiry data and/or the CVV2, and not the associated PAN. The DTC may also include a real hologram displayed somewhere on its surface.

[0136] The external DTC CPU (or external processor) may control operations external to the DTPU and/or control reading/writing and other input/output operations with the DTPU via the DTPU system I/O. The external DTC CPU may also accommodate security tasks external to the DTPU, and/or control the GUI. In some embodiments, the external DTC CPU may include firmware that is operable to write data (for example, LDTDP data) to staging memory, such that, when the DTPU is activated, the DTPU copies the data to secure record memory (secure element) in the DTPU. In embodiments, the firmware on the external DTC CPU may be updated and the DTC is provided with means for enabling firmware updates. The updates may include firmware that extends functionality of the DTC and any programs and/or

applications running thereon. The updates may allow for correction or amendment of existing firmware functions that have been identified as faulty or sub-optimal. Other firmware updates may be issued to improve or extend security, or secure functioning of the DTC. The ability to update firmware may be contrasted with, for example, existing credit or debit cards using EMV devices, where there is no, or limited, ability to update the EMV firmware. Presently, firmware is "updated" by replacement of a credit card or debit card when it expires. In the circumstances that the DTC has a relatively long operational life, for example, 5 years or more, updating firmware during the operational life of a DTC enables the functionality of the DTC to be improved or enhanced without requiring return of the DTC to an issuing authority.

[0137] In embodiments, the DTC may only form a communications link with one DAD to the exclusion of all other DADs representing a secure communications link and transmission of data between the DAD and the DTC by respective transceivers (the DTC transceiver and the DAD transceiver). In some embodiments, the link is a secure/encrypted link. In other embodiments, each DAD may be linked with multiple DTCs. However, in this embodiment, each DTC may link with only one DAD, to the exclusion of all other DADs.

[0138] In embodiments, the linking between the DTC and the DAD may be implemented by using a unique identifier for the DTC and another unique identifier for the DAD. In some embodiments, the linking of the DTC and the DAD may occur (at least partially) before the DTC is sent to a user. For example, the linking may be implemented by a DTC issuer, including a bank, a card issuing facility, a card "personalization" facility, or other type of third party institution capable of implementing a "partial" linking. In one example, a partial linking may be implemented by the DTC issuer establishing the DTC and providing an application ready for download by a user to the user's DAD (for example, a smartphone), wherein activating the application causes the smartphone to search for, and link to, the DTC issued to the user. In other embodiments, the linking may be implemented by the user, and may occur when the user receives the DTC.

[0139] In some embodiments, the linking between the DTC and the DAD is permanent, or semi-permanent, and cannot be unlinked, or re-linked without permission and required action from, for example, one of the previously-mentioned third parties. For example, to unlink a DTC and the DAD uniquely linked to it, a unique code may be entered on the DAD and uploaded to the DTC. This will reset the DTC to a default state. In the default state, the DTC could "look" for a new specified unique identifier for a different DAD (for example, an IMEI number, or another suitable unique ID, of a smartphone). This unlinking/re-linking may be useful when the user replaces their DAD, such as a smartphone. In yet other embodiments, the linking may be temporary, and performed by the user. For example, a user may form a link

a short time before an intended transaction is to occur, and, may unlink after the transaction is completed and at a predefined short duration after the transaction.

[0140] In an embodiment where the DTC and the DAD are dynamically linked (that is, linked by the user at a chosen time), the linking and selecting of the desired LDTDP from the DAD can occur in any order.

[0141] In embodiments, in order to have secure communication between the DTC and the DAD, the security may be implemented by linking the transaction card and the DAD, or the security may be implemented for data transmission between the transaction card and the DAD. In other embodiments, the security may be implemented for both the linking and the data transmission.

[0142] In some embodiments, the DTC includes a battery or capacitor to provide electrical power for memory storage. For example, embodiments of the card may include non-static type memory storage or, some form of powered transceiver, such as a Bluetooth™ transceiver. A battery can also be used to power the DTC to process encryption, and for changing the LDTDP containing the digital transaction document and/or digital token expressed by the DTC by implementing changes in the LDTDP containing the logical digital transaction document and/or the associated digital token.

[0143] In some embodiments, the DAD includes a processor, a user interface, a device transceiver and device memory. In various embodiments, the DAD may be a smartphone, computer tablet, laptop, Personal Computer (PC), fob device, or other suitable equipment capable of operating to allow a user to select an LDTDP and transmit data representing that selected LDTDP. The DAD may also be a custom built device suitable for the purpose. In other embodiments, the DAD may be a wearable device, such as a smart watch, or could be enabled to operate with such a wearable device. In embodiments where the DAD has a user interfaces capable of displaying images, the user interface may display a Card Association Scheme logo along with the name or other alphanumeric indicator of a personality. In the instance of a credit card, the display of a Card Association Scheme logo on the DAD user interface should appease Card Association Scheme providers who would otherwise prefer a physical card displaying that logo permanently.

[0144] In an embodiment, a selection is made from the user interface, which may include selecting from a touch activated screen, for example, on a smartphone. The touch activated screen may operate by displaying lists, drop-down lists, or other screen designs, or may employ icons on the screen. In an alternate embodiment, the user interface may be a simple display with buttons, for example, on a fob, or a key fob. Where the DAD is a PC or laptop, it

may employ a screen and keyboard to provide a user interface. However, the DAD is generally preferred by users to be a portable device. On the DAD screen, an LDTDP may be represented symbolically with an icon relevant to the associated (logical) digital transaction document, or could use names or nicknames for the LDTDP. The names or nicknames could be assigned by the user, or a service provider.

[0145] For example, the document might be a MasterCard credit card and the LDTDP associated with the MasterCard may be represented on the DAD screen by a MasterCard logo. Additionally, or alternatively, the LDTDP may be represented by a combination of icon and alphanumeric information. For example, where a MasterCard has one or more associated tokens, each token contained in a separate LDTDP, the LDTDP for each MasterCard token may be represented on the DAD screen by the MasterCard logo and at least a part of the respective token number.

[0146] In various embodiments, the digital transaction devices may include POS/EFTPOS terminals, ATMs, internet connected computers or personal computers, and other such electronic devices. The digital transaction device may also include infrastructure such as a telephone and call centre enabled for Mail Order/Telephone Order (MOTO) type transactions.

[0147] In embodiments, the DTC and the digital transaction device may interface with each other by various methods. In some embodiments, the interface may be effected by insertion of the DTC into the digital transaction device. In other embodiments, the interface between the transaction card and the transaction device may be effected by Near Field Communication (NFC), wherein the card and/or the device each have a transceiver and antenna for communication. In yet other embodiments, the DTC may include a magnetic stripe, wherein the digital transaction device includes a magnetic stripe reader. In yet other embodiments, the DAD may include a transceiver configured for communication with the digital transaction device, so that transactions can optionally be made directly through the DAD. In yet other embodiments, the DTC is configured to be inserted into an POS/EFTPOS terminal, or an ATM, and is approximately the same size as a credit/debit card.

[0148] In further embodiments, the DTC may have a magnetic stripe, and the DAD may have a magnetic stripe reader and/or writer.

[0149] In an embodiment, the DTC may be adapted to express a default "Null" personality, wherein the data in place of an LDTDP containing a logical digital transaction document requiring unique identification could be a predetermined series of digits, for example, all zeros. In one example, where the logical digital transaction document

represented by an LDTDP is a credit card, the unique identification may be the credit card PAN or an associated digital token, and setting the DTC back to expressing a Null personality is performed by over-writing or replacing the PAN or the associated digital token with all zeros. This may occur by writing to the staging memory and copying into the secure record memory, or by having the DTPU itself write into secure record memory (secure element).

[0150] In an optional embodiment, the DTC may be configured to store an LDTDP for an associated logical digital transaction document and/or associated digital tokens for a chosen period. The period may be predetermined by the issuer of the DTC and/or issuer of the digital tokens (which may be a different issuer to that of the DTC). Alternatively, the storage period may be chosen by the user. In other variations, the period may be dynamically selectable, and could be chosen by the user for each transaction, or for each selection and storage of a single LDTDP for an associated logical digital transaction document and/or associated digital token(s) on the DTC. In other embodiments, the storage period for the LDTDP for an associated logical digital transaction document and/or associated digital token(s) on the DTC could be determined based on the LDTDP selected, the transaction type, or both.

[0151] In yet another embodiment, the DTPU of the DTC is configured to store/express the personality associated with only one LDTDP containing a logical digital transaction document and associated digital token(s) at any particular time. In this regard, to change the LDTDP in the DTPU, a user must overwrite or delete a previously-stored/expressed LDTDP containing a logical digital transaction document and its associated token(s) if there is one embodied in the DTC at that time. In another embodiment, the card may be configured to store/express more than one LDTDP (containing a logical digital transaction document and the associated token(s) for each document) concurrently.

[0152] In another embodiment, the DTC and its DTPU may be configured to store and/or express an LDTDP associated with a primary logical digital transaction document and its associated token(s), and one LDTDP associated with a secondary logical digital transaction document and its associated token(s). In yet another embodiment, the DTC and its DTPU may be configured to store and/or express one LDTDP associated with a primary logical digital transaction document and its associated token(s), and one or more LDTDP associated with secondary logical digital transaction documents and associated token(s) for each. The LDTDP associated with the primary logical digital transaction document and its associated token(s), in some embodiments, may be stored permanently on the DTC in its DTPU, with the one, or one or more, LDTDPs associated with secondary logical digital transaction documents and the associated token(s) for each being temporarily stored on the DTC in its DTPU. In yet other embodiments, the one, or one or more, LDTDPs associated with secondary logical digital

transaction documents and the associated token(s) for each may be permanently stored and/or expressed on the DTC in its DTPU and referenced by a code stored on the DAD.

[0153] In yet other embodiments, the DAD may include an e-wallet, which can be configured to operate with one or more of the LDTDPs containing logical digital transaction documents and associated token(s) stored on the DAD. This arrangement can be used to top up funds where the associated digital transaction document is a debit card or a credit card. Further, the DAD may include functionality to allow a user to view transactions that are completed with the DTC (or by other means, such as online transactions) in real time. This may allow the user to monitor all transactions made by all LDTDPs associated with digital transaction documents in the apparatus (which may include a plurality of DTCs linked or linkable with the DAD) in, a single screen or with a single smartphone application. Further, the user could be shown the associated digital token that was used for a transaction. This may further allow the user to cancel, stop, pause or otherwise appropriately deal with one or more digital transaction documents if the user detects or perceives that one or more digital transaction documents have been misused or fraudulently used. The apparatus could also be adapted to allow the user to cancel, stop, pause or otherwise appropriately deal with one or more digital transaction documents on a token-by-token basis, so that only certain tokens associated with a document are disabled, but the document is still useable with other associated tokens. The user could also cancel, stop, pause or otherwise appropriately deal with one or more logical digital transaction documents if the user seeks to limit, for example, spending, or other financial or non-financial transactions occurring with one or more logical digital transaction documents. This may also be performed on a token-by-token basis.

[0154] In another embodiment, the DAD may be enabled to receive alerts for the user when a transaction, or a selected category or type of transaction, is conducted using the DTC. For example, the DAD may alert the user that an LDTDP containing a digital transaction document, such as a passport, has been used for identification at an airport. Further, the alerts can be implemented on a token-by-token basis. In another example, the DAD may alert the user that a credit card has been used to purchase services such as a taxi ride, not included in a list of authorized transaction categories, such as purchases of fuel and groceries, selected by the user.

[0155] In other embodiments, the DAD and/or the DTC may be configured to allow a user to classify transactions into categories. The categories could be predefined and/or defined by the user. The categorization could be configured in order to allow the user to monitor and/or limit transactions, such as spending with credit within that category. A category may be related to only one LDTDP and associated (logical) digital transaction document, or could be related

to a number of LDTDPs and respective associated (logical) digital transaction documents. Tokens can also be used for categorization of transactions using the one LDTDP and associated digital transaction document.

[0156] In yet another embodiment, the DAD may be configured to allow the user to transfer funds to another user who has a DAD. The transfer may be limited to same or similar LDTDPs and associated (logical) digital transaction document types, and could be limited in amount. In a further embodiment, the DTC could be configured to transfer funds to another DTC (owned by the user or owned by another user), or to another DAD (owned by the user or another user).

[0157] Furthermore, in another embodiment, third parties, such as financial institutions, police, customs, government, employers, spouses, parents and other interested parties could be authorized and enabled to cancel, stop, pause or otherwise appropriately deal with (including temporary suspension) one or more LDTDPs containing logical digital transaction documents in the apparatus or selected token(s) associated with the document. This may be useful, for example, if a user has a gambling addiction, and prefers to have a third party monitor and prevent access to credit cards, debit cards, bank accounts or other kinds of financial logical digital transaction documents in order to prevent the user from excessive gambling. In the instance of an attempted fraudulent transaction and cancellation/re-issuance of a logical digital transaction document, the user may be provided with alerts advising the cancellation of a document and the availability of a replacement document for collection/download to a user's DAD and subsequent use to effect a transaction with a DTC adopting the personality of the newly issued (replacement) document.

[0158] In other embodiments, the DAD may be configured to store data representing loyalty points, frequent flyer points, or other associated transaction related documents, attached to a (logical) digital transaction document contained in an LDTDP, or plurality of (logical) digital transaction documents contained in respective LDTDPs. The DAD may also be enabled to update loyalty points, frequent flyer points and other associated transaction related documents during or after a transaction, or at other times. For example, loyalty points may be used during a transaction to reduce the cost of an item to be purchased using the DTC and the DAD. The DAD may also be enabled to add loyalty points, frequent flyer points and other associated transaction related documents if a user visits a particular shopping store, or is in a predetermined proximity of the store. In some embodiments, the loyalty points, frequent flyer points and other associated transaction related documents may be contained in an LDTDP as further data associated with the relevant (logical) digital transaction document and/or associated tokens.

[0159] In yet another embodiment, if the DTC includes an LDTDP containing a primary logical digital transaction document, for example, permanently stored and/or expressed on the DTC in the DTPU, the primary logical digital transaction document may be a false or fake logical digital transaction document, such that data copied from the DTC or DTPU where only the primary logical digital transaction document is stored on the DTC or DTPU will be useless for any digital transactions. Alternatively, the primary logical digital transaction document may be represented by a unique ID that is incomplete, expired or all zeros, such as a Null ID. For example, where the primary digital transaction document is a credit card, the PAN of the card could be incomplete, expired or all zeros. In this embodiment, only LDTDPs containing secondary logical digital transaction documents stored on the DTC and/or in the DTPU will be real and useable for a digital transaction when embodied on the DTC via the DTPU as a digital transaction document. Further, an LDTDP containing a secondary logical digital transaction document and its associated digital token(s) may be stored or embodied as a tokenized digital transaction document on the DTC and/or expressed in the DTPU for only a short period, for example, five minutes, in order to reduce the risk of theft of data representing the digital transaction document and token. This arrangement reduces the risk that an unauthorized user can emulate the associated digital transaction document and token. Alternatively, the LDTDP containing the primary logical digital transaction document stored on the DTC and/or expressed in the DTPU may comprise incomplete data, rendering the DTC/DTPU unusable for digital transactions until a user downloads and saves secondary data to the DTC/DTPU (along with associated token data), to render the primary logical digital transaction document complete and useable for digital transactions.

[0160] In yet another embodiment, each LDTDP or a sub-set of LDTDPs stored on a DAD may have a PIN associated therewith (or contained therein). The PIN may be a static PIN, or could be a dynamically generated PIN. In other embodiments, the PIN may be displayed on the user interface of the DAD. Access to the PIN to display on the screen of the DAD may be by secured methods, such as finger swipe or other such security methods such as those commonly implemented on smartphones. In another embodiment, the DAD may be configured to allow the user to update a PIN for a particular LDTDP or for a number of LDTDPs. In embodiments, PIN's could also be associated with particular tokens for a document in an LDTDP, such that each token for the document has a different PIN.

[0161] In an embodiment, the method includes operating the activated DTC with the digital transaction device to perform the digital transaction.

[0162] In some embodiments, tokens are provided for an LDTDP associated with a primary logical digital transaction document before the DTC is issued to a user. The tokens

can be sent to the DAD through a secure network so that a token can be selected for a transaction with the associated LDTDP for the logical digital transaction document (already stored on the DTC or in the DTPU at issuance) at the time of a transaction. Alternatively, the tokens associated with the primary document could be loaded onto the DTC or DTPU at issuance, with selection effected by the DAD at the time of a transaction. Secondary logical digital transaction documents (optionally contained in LDTDPs) may be issued to the user through a secure network means to the DAD after issuance of the DTC, and the associated digital tokens for each secondary document can be issued with the associated secondary document (also optionally contained in the respective LDTDPs).

[0163] In yet another embodiment, tokens contained in one or more LDTDPs can be a fixed or extendible pool, which are used in a cyclical manner, with a next token selected in order. Alternatively, tokens could be selected from the pool randomly (or pseudo-randomly). In a further embodiment, tokens could be one use only, with a pool of used or expired tokens replaced when every token in the pool has been used or expired. It is also possible that the pool of tokens is replenished in advance of every token being used or expired, for example, when there are ten unused or unexpired tokens remaining in the pool, the user could be alerted to the need for token replenishment. It will be understood that single use tokens can improve security for an associated digital transaction document (and its containing LDTDP), and for the transactions. In another embodiment, the user could choose when to replace tokens in the token pool. In this embodiment, the user could request a new pool or an extension of their existing pool of tokens from a token provider. The new tokens could be provided already contained in respective LDTDPs for storage in LDTDP storage memory.

[0164] In a further embodiment, a primary user of a given digital transaction document could assign tokens to a secondary user of that document. For example, a primary credit card holder could assign token(s) from a token pool to a subsidiary holder of that credit card. This may be used as a way to control the spending of the subsidiary credit card user to limits, amounts or categories of spending.

[0165] In yet other embodiments, where tokens are assigned for usage in only certain transaction types, a third party, such as a token issuer, government agency or other controller of token usage, has authority to allow issuance of only tokens for selected transaction types. In one example, the authority controlling issuance of tokens may only allow tokens to be issued for a credit card that are for non-gambling expenditure.

[0166] In some embodiments, the tokens are generated only by a third party provider who issues the tokens to users (optionally already contained in respective LDTDPs). The tokens may also be issued by another third party provider in other embodiments. Alternatively, in an

embodiment, the tokens may be generated locally by the user, for example, by the DAD and stored into the LDTDP storage memory contained in LDTDPs. The locally generated tokens could be securely copied to a third party to be matched during a transaction to thereby authorize the transaction. A cryptogram may be created containing a token, along with one or more of the associated document's unique ID, expiry date, unique ID of the DAD, time, date, location, and various other random, pseudo-random or non-random inputs. A cryptogram may also be created using, for example, a public key from the DTC, a public key from the LDTDP (for example, if it is a credit card LDTDP), and/or a public key from the digital transaction device (for example, a POS/EFTPOS terminal). The cryptogram may also be created using public keys from other sources. A cryptogram created using one or more public keys will contain the one or more tokens, and other ID's and data.

[0167] Although various security and convenience benefits are evident, to a skilled person upon reading the specification, with one or more arrangements according to embodiments of the invention, to the present time there has not been a sufficiently effective, efficient, and/or secure means and/or method for adapting a DTPU (such as an EMVCo specified device) to embody different personalities as compared with the personality of the DTPU that was initially installed.

[0168] Since the certification process for a DTPU (such as an EMVCo specified device) is an extremely long and complicated process, it is particularly desirable to provide a Digital Transaction Card (DTC) that is operable to selectively assume the personality of a number of different digital transaction documents without requiring any change or modification to the hardware or essential operating firmware of a DTPU device that has already achieved certification for use in accordance with existing digital transaction systems. A Digital Transaction Card (DTC) that is operable to selectively assume the personality of a number of different digital transaction documents without requiring any change to the DTPU that has previously been certified for use in digital transaction networks, enables the development of a DTC that comprises the desirable features of selectively assuming the personality of one of a number of different digital transaction documents without the usual delay associated with obtaining certification of a new, or modified, DTPU that is operable to effect the additional functionality of the DTC that was not previously available.

Software Enhanced EMV Device

[0169] In an embodiment, additional software including data and/or instructions that define a personality is installed on an existing certified EMV device during runtime to enable the EMV device to adopt that personality.

[0170] In an embodiment one or more single-personality Applets (e.g., such as Java Applets) are installed on a personality section of an EMV device which is created at the time of initialization of the EMV device containing data and/or instructions defining a personality, that is, prior to issuance of the EMV device (which retains certification since the action is conducted by an approved/certified entity). In such an embodiment, the EMV device is operable to receive and execute commands from either a DAD or a DTC external processor, the commands being in accordance with the Global Platform Standard. As will be understood, an EMV device executing commands that accord with the Global Platform Standard remains within the certification parameters of the EMV device since Global Platform Commands are pre-approved since they constrain the actions that may be implemented by an EMV device executing such a command.

[0171] In another embodiment the one or more single-personality Applets are stored in a secure location in an external DTC processor, such as a Microcontroller Unit (MCU) for example, in a location secured by software (encrypted) or by hardware (secure element). In this embodiment, the EMV device contact plate must be secured so that third parties are unable to "listen in" (man in the middle attacks) to data that is transmitted between the external DTC processor and the EMV device for the purpose of monitoring same, and to further ensure that third parties cannot inject commands during a session involving communication between an EMV device and MCU. The external DTC processor once instructed sends and installs the selected file (e.g. the Applet with the selected personality) to the EMV device by use of GPS commands, and the EMV device executes the commands.

[0172] In another embodiment, additional software is incorporated into an existing certified EMV device to enable the EMV device to receive and install multiple personalities and further, implement an increased command set as compared with current devices. In particular, the increased command set enables the EMV device to receive and install data and/or instructions defining multiple personalities and modify the operational parameters and/or the status of the personalities by using Global Platform Commands that are usually only executed by authorised entities that issue EMV devices.

[0173] In an embodiment, a Multi-Personality Applet is installed onto an EMV device prior to issuance of the EMV device (which retains certification since the action is conducted by an approved/certified entity) and once issued and in use, the EMV device effects actions to install multiple personalities and to effect further actions upon, and with, the personalities stored on the EMV device.

[0174] In an embodiment, digital transactions are performed with digital transaction devices with a DTC having a DTPU and a DTC receiver, and a DAD having a DAD user

interface, a DAD transmitter and the DAD having access to data pertaining to a plurality of DTC personalities, wherein the DAD and DTC are operable to transfer data from the DAD to the DTC, wherein the DTPU includes a software module having instruction code which, when executed, causes the DTPU to receive and implement instructions according with the Global Platform Standard (GPS), the DTPU software module operable to receive a plurality of GPS commands issued by the DAD responsive to user selection of a desired personality using the DAD user interface, thus causing the DTPU to adopt the user selected personality and upon completion of execution of the plurality of GPS commands, the DTC operable to subsequently effect transactions as the user selected personality.

[0175] In an embodiment, the user selected personality is communicated to the DTPU by the DAD. In another embodiment the DTPU seeks a data transfer from the DAD which includes the user selection.

[0176] Embodiments in which existing DTPU hardware is not modified to effect the functionality provided by the DTC in adopting one of many different personalities is beneficial since the use of an existing DTPU hardware is likely to require minimal re-certification (or perhaps avoid the need for re-certification entirely) by a certification authority of the DTPU.

[0177] In embodiments in which the existing software of a certified DTPU is modified to effect the functionality of a DTC operable to store and adopt one of many different personalities, any re-certification that is required is likely to be far less difficult and lengthy as compared with altering the firmware of an existing certified DTPU. Accordingly, use of Global Platform Standard (GPS) commands in the instance of an EMV device is beneficial since a DTC can be provided wherein only the EMV device software is enhanced as compared with an existing certified EMV device.

[0178] However, the issuance of GPS commands to effect functions in an EMV device requires the data transferred to effect those functions to be encrypted, or in some way isolated from the environment, to prevent eavesdropping or man-in-the-middle attacks by persons seeking to interfere with the legitimate transfer of data according to GPS commands. As will be understood by skilled readers, the use of GPS commands outside the confines of a secure issuing facility may require a secure session to be established for transmission of those commands in order to retain the secrecy of same. Irrespective of the need to retain secrecy, the establishment of a secure session ensures that the injection of commands that are not intended is avoided. Further, despite the absence of a single GPS command to effect a personality change, a sequence of GPS commands are issued during a secure session to effect a required change such as a user selected change to the personality of a DTC.

[0179] As will also be understood, encryption keys that are required to decrypt the parameters of a stored personality reside on the EMV device for each personality and in one embodiment, a further set of limited functionality encryption keys are available to enable changes to the status of stored personalities and a limited set of operational parameters.

Firmware Modified EMV Device

[0180] Although a modification to the essential operating firmware of a certified EMV device causes the device to lose its certification credentials, it remains possible to implement an embodiment of the invention with a firmware modification to an existing certified EMV device. Of course, once the firmware has been modified, re-certification of the device with the modified firmware is required before the device could be used.

[0181] In this embodiment, the firmware of an existing EMV device is modified to enable the EMV device to receive and execute an increased set of commands from an external network transaction device (such as an ATM or EFTPOS device (or a device initiating a network transaction device)) that enables the secure memory of the EMV device to be modified.

BRIEF DESCRIPTION OF THE DRAWINGS

[0182] For a better understanding of the invention, and to show how it may be performed, optional embodiments thereof will now be described by way of non-limiting examples only and with reference to the accompanying drawings in which:

[0183] Fig. 1 is a diagrammatic representation of an apparatus in accordance with an embodiment of the invention, including an embodiment of a Digital Transaction Card (DTC) and an embodiment of a Data Assistance Device (DAD) in the form of a smartphone, wherein the apparatus is being used for a transaction with a digital transaction device, in this example, a Point of Sale/Electronic Funds Transfer at Point of Sales (POS/EFTPOS) terminal;

[0184] Fig. 2A is a diagrammatic representation of a DTC in communication with the DAD of Fig. 1 operating to select a digital transaction document by use of the DAD and selection of the personality of the DTC resulting from selection of the required personality on the DAD and communication of same to the DTC according to an embodiment;

[0185] Fig. 2B is a diagrammatic representation of a DTC illustrating the selection of digital transaction documents by use of a DTC user interface which in the embodiment of Fig. 2B includes various touch activated switches and a display;

[0186] Fig. 3 is a flow chart showing an example process using a system in accordance with an embodiment of the present invention.

[0187] Figs. 4A, 4B, 4C and 4D are diagrammatic representations of various embodiments of a DTC in the form of a watch, ring, smartphone protective case and a credit card body respectively, the credit card body of Figure 3D depicted according to a minimum viable product embodiment, without interface embodiment and with interface embodiment respectively;

[0188] Fig. 5A is a diagrammatic representation of the elements in a software enhanced DTPU according to an embodiment of the invention involving single-personality applets;

[0189] Figure 5B is a diagrammatic representation of the elements in a software enhanced DTPU according to an embodiment of the invention involving multi-personality applets;

[0190] Fig. 6A is an abstract diagrammatic representation of a digital transaction card (DTC) according to an embodiment of the invention in which the DTC has been separated into four abstract layers for the purpose of explaining the functionality that occurs in each of the

four defined abstract layers when receiving commands from a DAD to effect changes to the DTC personality;

[0191] Fig. 6B is an abstract diagrammatic representation of a digital transaction card (DTC) according to an embodiment of the invention in which the DTC has been separated into four abstract layers for the purpose of explaining the functionality that occurs in each of the four defined abstract layers when receiving commands from a DAD to effect changes to the DTC personality;

[0192] Fig. 6C is an expanded representation of the Physical (Electrical) Layer of Figures 6A and 6B;

[0193] Figure 7A provides a diagrammatic representation of data flows between individual elements of a Digital Transaction Card (DTC) according to an embodiment of the invention when effecting a DTC personality change from a DAD; the Figures collectively providing diagrammatic support for an explanation of an exemplary data flow and interactions between individual elements on the Physical (Electrical) Layer of a DTC according to an embodiment of the invention;

[0194] Fig. 7B provides a diagrammatic representation of data flows between individual elements of a Digital Transaction Card (DTC) according to an embodiment of the invention when effecting a DTC personality change by use of the DTC interface, the Figures collectively providing diagrammatic support for an explanation of an exemplary data flow and interactions between individual elements on the Physical (Electrical) Layer of a DTC according to an embodiment of the invention;

[0195] Fig. 8A is a diagrammatic representation of a configuration, according to one embodiment, for effecting communication between an MCU device and an EMV device where the communication lines between the EMV external contacts plate are switched;

[0196] Fig. 8B is a diagrammatic representation of a configuration, according to one embodiment for effecting communication between an MCU device and an EMV device in which the data bus extending between the MCU device and the EMV device is switched, whereas the data and control lines extending from the EMV external contacts plate are connected directly to the EMV internal contacts plate and the EMV device and are not switched;

[0197] Fig. 8C is a diagrammatic representation of an alternative configuration, according to an embodiment, for effecting communication between an MCU device and an EMV device in which selected control lines between the EMV external contact plate and the EMV device

are switched and similarly, only selected data and control lines between the MCU device and the EMV device are switched;

[0198] Fig. 8D is a diagrammatic representation of a further alternative configuration, according to an embodiment, for effecting communication between an MCU device and an EMV device including an external Vcc detection circuit which determines the switching of control lines between the EMV external contact plate and the EMV device and/or corresponding control lines between the MCU device and the EMV device;

[0199] Fig. 8E is a diagrammatic representation of yet a further alternative embodiment for effecting communication between an MCU device and an EMV device in which none of the data and/or control lines between the MCU device and the EMV device are switched and further, none of the data and/or control lines between the EMV external contact plate and the EMV device are switched; and

[0200] Fig. 8F is a diagrammatic representation of an alternative embodiment in which the configuration for effecting communication between an MCU device and an EMV device relies upon communication between the MCU device and the EMV device by means of separate antennas connected to the MCU device and the EMV device respectively, thereby enabling communication between the MCU device and the EMV device without the MCU device requiring use of any of the data and/or signal lines connected between the EMV external contacts plate and the EMV device.

DETAILED DESCRIPTION OF THE EMBODIMENT(S) OF THE INVENTION

[0201] Figure 1 details the primary components of an apparatus (100) according to an embodiment of the invention, including a Digital Transaction Card (DTC) (108), a Data Assistance Device (DAD) in the form of a smartphone (106) and a Digital Transaction Device (102), which in this example is a Point of Sale/Electronic Funds Transfer at Point of Sale (POS/EFTPOS) terminal (102). Such terminals (102) may be referred to herein as merchant terminals, and may engage with the DTC (108) according to a contactless close proximity communication capability according to ISO/IEC 14443 between a terminal transceiver (not shown) and a DTC transceiver (114). Terminal (102) may also engage with a smartphone transceiver (116) and communicate therewith in accordance with the ISO/IEC 14443 Communications protocol. It is also possible for terminals (102) to engage by physical contact with the DTC (108), or with a magnetic stripe on the DTC (108). In the embodiment shown, the terminal (102) requires insertion of the DTC (108) into the terminal (102) to engage by physical contact. In the embodiment of Figure 1, the smartphone (106) wirelessly engages with the DTC (108) by NFC, whereas the DTC (108) wirelessly engages with the terminal (102) by communications according to ISO/IEC 14443 which is a sub-set of the NFC Communications format.

[0202] It will be understood that many types of smart devices, or computing devices, such as smartphones (106), are unable to interact with many types of POS/EFTPOS terminals (102) and Automatic Teller Machines (ATMs). In order to complete a transaction with such terminals, it is necessary to use a debit or credit card. However, debit or credit cards will each have a single "personality", or comprise the physical embodiment of only a single digital transaction document. For example, presently, a physical transaction card can only have the personality of a MasterCard or a Visa card, but cannot selectively and serially assume the personality of both a MasterCard and a Visa card, at different times.

[0203] In the embodiment shown in Figure 1, the DTPU (104) on the DTC (108) is an EMV device (where EMV is an abbreviation for Europay, MasterCard, and Visa), or a device complying with one or more of the EMV Co specifications, which has been adapted to allow expression of a number of different personalities. Such current DTPUs or EMV devices may include Read Only Memory (ROM), Random Access Memory (RAM), and/or Electrically Erasable Programmable Read Only Memory (EEPROM). The DTPU (104) may contain other kinds of memory, and the DTPU (104) may include a Central Processing Unit (CPU) for controlling operations of the DTPU (104). The DTPU CPU may work in cooperation with a crypto-coprocessor which handles the tasks of encrypting and decrypting data, thus freeing the DTPU CPU to perform other processing tasks. Communications between the DTPU (104)

and electrodes (112) on the surface of the DTC (108) are effected by a system Input/Output (system I/O) of the DTPU (104).

[0204] Similar to a standard EMV device, the DTPU (104) of the embodiment shown in Figure 1 is located in a plastic credit card body using electrodes (112) for communicating externally. However, the DTPU (104) may also communicate externally with terminals (102) using a wireless transceiver.

[0205] In an embodiment in which the operating firmware of an EMV device is modified, the DTPU (104) EEPROM may be divided into two memory areas. In some embodiments, the division could be by partition (or virtual partition), by use of a suitable file structure, or by use of a suitable directory structure. In this example embodiment, part of the EEPROM is used as staging memory (staging area). During operation, the staging memory has at least one Logical Digital Transaction Document Packet (LDTDP) written into it from LDTDP storage memory. Another part of the EEPROM is used as the secure record memory (secure element). During operation, the at least one LDTDP is taken from staging memory, and written into the secure element, which is accessed by the DTPU CPU when the DTPU is activated to read the secure element. When the DTPU CPU accesses the LDTDP, the DTPU (104) is able to assume the personality represented by the LDTDPs, such that the DTC (108) can be used for transactions with that personality.

[0206] In other embodiments, instead of using a single EEPROM divided into two memory areas (staging and secure record memory areas), there may be provided two separate memory chips each containing one of a staging memory and a secure record memory. These memory devices (or chips) could be configured in the DTPU (104) to have no direct link, in order to increase security, particularly for the secure record memory, which should only be directly accessible by certain designated elements in the DTPU (104), such as the DTPU CPU.

[0207] In the DTC (108), in accordance with an embodiment of the invention, there may be located an external DTC CPU different from, and additional to, the DTPU CPU. The control of the DTPU (104) may be by control of the DTPU CPU. The external DTC CPU and the firmware associated therewith may allow data (including LDTDPs) to be communicated to the DTPU (104) through the system I/O. The external DTC CPU and firmware can be operated to instruct the DTPU CPU to copy data (for example, one or more LDTDPs) into the staging memory. The DTC CPU can also be operated to instruct the DTPU CPU to transfer the data in the staging memory to the secure record memory.

[0208] The data containing the LDTDPs can be stored in LDTDP storage memory, either in the smartphone (106) or on the DTC (108) itself in a memory separate from the memories

in the DTPU (104). The arrangement depicted in Fig. 1 allows LDTDPs to be stored in LDTDP storage memory, and to be copied from LDTDP storage memory to staging memory. Copying from LDTDP storage memory to staging memory may be controlled by the external DTC CPU, which in turn controls operation of the DTPU CPU. The operation of the external DTC CPU may be controlled by the DAD (106), being operated by a user via the user DAD user interface 110.

[0209] In another step of an example operation, the data containing the one or more LDTDPs is loaded from staging memory into secure record memory of the DTPU (104).

[0210] In embodiments, a link is established between a smartphone (a DAD) (106) and a DTC (108), using strong encryption for the identification and transfer of data therebetween. The link may be unique to each pairing of a smartphone (106) with a DTC (108).

[0211] The external DTC processor (or DTC CPU) is typically activated only after securely identifying itself to the linked smartphone. The DTC processor on the DTC (108) controls the reading and re-reading of the DTPU (104), and updating of the DTPU (104) to express new personalities. In some embodiments, the external DTC CPU may be activated by pressing an on/off switch on the DTC (108). In other embodiments, the DTC CPU is activated (and powered) by the DAD (106).

[0212] In embodiments, after the smartphone (106) and DTC (108) are securely linked, the smartphone (106) uploads correctly formatted data (for example, an LDTDP) to the nominated secure storage area (for example, staging memory) by the external DTC CPU after meeting specific standards and passing various checks for compliance, and then transmits an instruction to the DTPU processor to do the following:

- Check if the nominated storage area (staging memory) contains data (an LDTDP) in a specified format;
- If the data meets a specified standard and passes various checks, the DTPU processor copies or moves the data to a specified area (secure record memory) within the DTPU;
- The processor then sends an instruction to the DTPU (104) to read the data within the specified area (secure record memory) and act according to the data contained within that area, which may be stated as the DTPU (104) expressing the personality of the particular document represented in the LDTDPs in the secure record memory;
- The DTPU processor may then be instructed to search for specific headers and other data identifiers within a range of parameters before acting on that data.

[0213] It will be understood by skilled readers that the DTPU (104) may be an EMV device constructed with an increased storage area, which is specifically instructed to check and/or monitor a secure storage area (this may be referred to as secure record memory or secure element). The EMV device may also accept commands from, for example, an external processor resident within the DTC (108).

[0214] In embodiments, the external DTC processor only transfers data into the memory area(s) of the DTPU (104), and once inside this memory area, the DTPU processor is responsible for further copying, reading, writing, and/or processing of the data. However, in other embodiments, the data may remain under the control of the external DTC processor, wherein the external DTC processor (CPU) may issue instructions to the DTPU processor (CPU) to operate to copy, read, write, and/or process the data.

[0215] In another embodiment, the DTPU processor verifies data before transferring same to the secure location (secure record memory). Further, the DTPU processor after completing the check and verification of data instructs the EMV device to load the data, or update itself.

[0216] In various embodiments, all memory storage (LDTDP storage memory, staging memory, and secure record memory) may be located on the EMV device. Alternatively, some memory storage could be located on a chip outside the DTPU, but linked to the EMV device. The memory storage may be file based, using data files (electronic files) located in a Directory File (DF), with a root directory, or Master File (MF).

[0217] The firmware on the external DTC processor may be native firmware (using machine language), but could be interpreted code executed according to an interpreter based operating system, including Java card, MultOS, or BasicCard. Because both the external DTC CPU and the DTPU CPU provide instructions, the external DTC CPU would benefit from having the same firmware as the DTPU CPU, therefore allowing instructions to be provided using the same format. In this regard, if and when updating firmware for the external DTC CPU, it can be beneficial to also update firmware for the DTPU CPU. In some embodiments, firmware for both the external DTC CPU and the DTPU CPU could be stored in the same location, accessible by both CPUs, therefore requiring only updates to one firmware repository. However, a single source of firmware may have security implications.

[0218] Figure 1 details a DTC (108) which may form a communication link via a DTC transceiver (114) with a smartphone transceiver (116) of smartphone (106) to enable data transfer therebetween. In embodiments of the invention where the digital transaction document in respect of which a user seeks to conduct a transaction, the user may operate the

user interface (110) of the smartphone (106) to select a particular digital document and activate that digital document in the DTC (108). Once the DTC (108) adopts the required personality and assumes the characteristics of the digital transaction document selected by the user operating their smartphone (106), the DTC (108) may then be used to conduct transactions with the DTC (108). In this regard, the DTC (108) operates with all of the characteristics of the selected digital transaction document which once activated as the document to be installed as the document to which the DTC pertains, the document becomes the personality of the DTC. In other words, once a DTC becomes the physical embodiment of a document, the document transitions to a "personality" of the DTC.

[0219] In particular, the DTC (108) with the selected personality of choice for a digital transaction document, may then be used to conduct transactions according to the existing infrastructure of a digital payment transaction network including Automatic Teller Machines (not shown), and/or a merchant terminal (102) as shown in Figure 1 to effect a range of transactions.

[0220] In the case of using the DTC (108) with a selected digital transaction document as its personality, the merchant terminal (102) with which the DTC (108) communicates may be effected by use of any of the existing communication means between DTCs and merchant terminals and in Figure 1. The example illustrated includes a transaction effected between the DTC (108) and a merchant terminal (102) by physical contact between the DTC (108) and the merchant terminal (102) which generally includes physical contact between an external contact plate (112) of a payment device incorporated in the DTC (108) and electrodes (not shown) resident within the merchant terminal (102).

[0221] Further examples of conducting a transaction between a DTC (108) and a merchant terminal (102) include the use of contactless close proximity communication capabilities of the DTC (108) and the merchant terminal (102) and in instances where the DTC (108) includes a magnetic stripe, using a magnetic stripe reader of the terminal (102) and the DTC (108) to effect the transaction.

[0222] The embodiment in Figure 1 has been described above in terms of an embodiment including a firmware modified EMV device. Of course, skilled readers will appreciate that the same, or similar, improvements to the functioning of a DTC (108) can be achieved with an embodiment including a software enhanced EMV device which has the advantage of reduced complexity regarding any requirement to certify the device in view of any software enhancements.

[0223] Similarly, the embodiments described in Figures 2A, 2B and Figures 4A to 4D could be implemented with arrangements involving either a firmware modified EMV device or a software enhanced EMV device.

[0224] With reference to Figure 2A, a DTC in the form of a physical card (200) with associated DAD user interface (202) is diagrammatically illustrated stepping through a process of selecting a different personality for the DTC (200).

[0225] In the embodiment of Figure 2A, the DTC (200) does not have a specific personality at the commencement of the process of selecting a personality. A user may operate a smartphone (204) and communicate with the DTC (200) in accordance with a contactless close proximity communication protocol in order to select the personality required of the DTC (200). In the particular example of Figure 2A, the smartphone (204) has executed software to present available card personalities to a user who has selected a VISA card as the preferred personality of the DTC (200). In an embodiment, it may be necessary for the user to provide biometric authentication such as a fingerprint in order to operate the smartphone (204) to select a personality for the DTC (200).

[0226] Once the smartphone (204) communicates the user's selection of a VISA card as the personality that should be adopted by the DTC (200), the relevant selection and/or data is transferred from the smartphone (204) to the DTC (200) and upon receipt of the selection and/or data representing the LDTDP of a VISA card, the DTC adopts the personality of the VISA card (206). At a subsequent point in time, the user may prefer to change the personality of the DTC to a MasterCard and may operate software on their smartphone to select a MasterCard personality for the purpose of effecting a personality change in the DTC. With reference to Figure 2A, the smartphone (204) has been operated to select a MasterCard personality and upon communicating the relevant selection and/or LDTDP data to the DTC (200), the DTC adopts a MasterCard personality and subsequent to which, the DTC (200) will operate as the consumers MasterCard (208).

[0227] Ultimately, once a consumer has completed conducting transactions with their DTC, they may prefer to render the DTC with a Null personality and with reference to Figure 2A, the smartphone (204) is operated to identify that the consumer prefers to lock their DTC by imparting a Null personality to the DTC. Upon communication of the user's request, the smartphone (204) causes the DTC (200) to adopt a Null personality (200).

[0228] In the embodiment of Figure 2A, the DTC (200, 206, 208) is a modified DTPU executing software that has been modified to allow/enable the DTC to adopt different

personalities including a Null personality in accordance with data instructions transferred to the DTC by the DAD (204).

[0229] The communication between the DAD and DTC may be effected by the DAD processor communicating with a DTC external processor via respective transceivers (shown in Figure 1 as smartphone transceiver (116) and DTC transceiver (114) respectively) and wherein the DTC external processor having received instructions and/or from the DAD, cooperatively communicates with the EMV device to cause the EMV device to adopt a required personality in accordance with the instructions and/or received by the DTC from the DAD.

[0230] With reference to Figure 2B, the same steps depicted in Figure 2A are illustrated in Figure 2B regarding the change of personality of a Digital Transaction Card. The reader will note that the DTC in Figure 2B is a DTC with a Null personality (210) including a user interface, which is described in more detail below, particularly with reference to Figure 3D. In the instance of the embodiment depicted in Figure 2B, the request to change the personality of the DTC (210) is effected by the DTC user interface as compared with the DAD user interface (refer Figure 2A). As for the DTC (200) in Figure 2A, the Null personality DTC (210) in Figure 2B transitions to a VISA card (206) by the user operating the user interface on the Null personality DTC (210) which includes scroll and enter keys and a display on the DTC.

[0231] When seeking to change the personality from a VISA card (206) to a MasterCard (208), the user operates the scroll keys of DTC (206a) observing the display which displays available personalities sequentially as the scroll keys are repeatedly depressed. Once a MasterCard personality is displayed, the user may depress the enter key and the DTC personality is altered accordingly. The DTC (208) can be changed to a Null personality again by the user operating the user interface of DTC (208a) to display and select a Null personality and effect same.

[0232] Figure 3 shows a flow chart (310) illustrating a process using a system in accordance with an embodiment of the present invention.

[0233] The process commences at (320) where a user selects various verification options (verification types), either by usability (that is, according to a user's preferences) or with parameters set by, for example, an issuing financial institution, being an institution that issues, say, a credit card, wherein the Digital Transaction Card (DTC) is operable with the personality of the credit card.

[0234] The Data Assistance Device (DAD) is operable with an application (app) that assigns a score to each verification option/verification type (322). Additionally or alternatively, parameters may be sent from the DAD to the DTC (card) (324).

[0235] In the circumstance that an app assigns a score (322), it can be determined whether a particular payment (a particular digital transaction) is of an amount that requires a biometric verification type (326).

[0236] If the biometric is required (328), then it can be determined whether the biometric has already been obtained (signed) on the DAD (smartphone) (332). If the biometric has already been obtained by the DAD 334, then this is communicated to the DTC (card), which is operable to update (calculate) the total verification score (342). In this example, obtaining the biometric (or if the biometric is already obtained), the total verification score may be increased by a predetermined verification type score amount.

[0237] If the biometric has not been obtained by the DAD (336), then the DTC (card) may be operable to display through a Graphical User Interface (GUI) that the biometrics must be provided to the card 338. The user can then enter the biometrics on the DTC (340), and the card is operable to update the total verification score by adding the contribution from the verification type score awarded to the biometric verification type.

[0238] Returning to step (326) in the process where it is determined whether the payment amount requires biometric as a verification type (326), if such verification type is not required (330), then the process proceeds directly to step (342), wherein the DTC updates the total verification score.

[0239] Subsequent to the total verification score being updated (342), the digital transaction device (terminal), which may be an Point Of Sale/Electronic Funds Transfer at Point Of Sale (POS/EFTPOS), or Automatic Teller Machine (ATM), or some other digital transaction device, is operable to build a cryptogram, which includes the total verification score (344).

[0240] Returning to the beginning of the process in the flow chart (310), if the parameters are sent to the card (324), then it is also possible to determine whether a payment amount (a digital transaction amount) requires a biometric verification type (346).

[0241] If the biometric verification type is required (348), then it can be determined whether the biometric has already been obtained by the DAD (352). If the biometric has already been provided to the DAD (354), then the DTC (card) can calculate, or recalculate,

the total verification score by adding the contribution of the verification type score for the biometric verification type (362).

[0242] Returning to step (352) in the flow chart, if the biometric has not been already obtained by the DAD (smartphone) (356), then the DTC can be operable to display an indication that the biometric is required and can be obtained by a biometric reader on the DTC (358). The user can enter the biometric on the DTC (card) (360), then the process again proceeds to step (362) wherein the DTC recalculates the total verification score incorporating the contribution of the verification type score from the biometric.

[0243] Returning to step (346) in the flow chart where it is determined whether the payment amount (digital transaction amount) requires a biometric verification, if the answer is 'NO' (350), then the process can proceed directly to the card building the score (calculating the total verification score), without requiring a contribution from a biometric verification type (362).

[0244] Subsequent to the card (DTC) calculating the total verification score (362), the digital transaction device (terminal) builds a cryptogram including the total verification score.

[0245] After the terminal builds a cryptogram including the total verification score (344), the terminal (a POS/EFTPOS, ATM or another type of transaction device) is operable to send the cryptogram to the back end (which may be a transaction processing entity, such as a bank, a credit card provider, or a third party entity, different from those entities), and the back end processes the cryptogram to determine if the total verification score is low (in which case the digital transaction may be rejected), or whether the score is sufficient, namely, equal to or higher than a required verification score for authorisation of the transaction (364).

[0246] If the total verification score is equal to, or greater than, the required verification score for the transaction, then the transaction is approved (366), and the verification can proceed by sending an Out-Of-Band (OOB) message to the user's DAD for updating (370).

[0247] Returning to step (364) if the total verification score is lower than the required verification score for authorisation of the transaction, rather than rejecting the transaction, the process can allow verification (368) by other means. In the example shown in the flow chart, the verification can be enhanced, or the total verification score can be increased, by sending an OOB message to the user's DAD (372), which requires updating regarding the verification.

[0248] The process then passes for verification (374) back to the beginning at point (320) where the process recommences with a higher required verification score as compared

with the time that the process originally commenced. The higher verification score may require, for example, biometrics, additional biometrics, One-Time-PINs (OTPs), or other verification types in order to have the total verification score match or exceed the required verification score updated by the process shown in process route (374).

Authority	Initial (Entering another payment within personality timeframe only requires a tap)	Example Phone Login Time Frame 0-3 mins, <5, <20, <60	Default entity transmt period (mins)	Phone	Tap	Max Limit setting (selectable values)	Phone pattern lock	Phone password lock	Phone password lock = > 5 characters	Key Press on a Unique location	Random Question	Phone IMEI and GPS	Camera - Face or Body part	Biometric - Phone	Biometric - Card	OTP Auto entry Backend verification	OTP Keypad entry Local Verified	OTP Keypad entry Backend verification	OOB message To Bank	OOB message from Bank
0 <= \$100	6	✓	✓	✓	✓	✓	✓	✓	✓	✓	✓	✓	✓	✓	✓	✓	✓	✓	✓	✓
	20	✓	✓	✓	✓	✓	✓	✓	✓	✓	✓	✓	✓	✓	✓	✓	✓	✓	✓	✓
	30	✓	✓	✓	✓	✓	✓	✓	✓	✓	✓	✓	✓	✓	✓	✓	✓	✓	✓	✓
> \$1,000	Variable	✓	✓	✓	✓	✓	✓	✓	✓	✓	✓	✓	✓	✓	✓	✓	✓	✓	✓	✓
	6	✓	✓	✓	✓	✓	✓	✓	✓	✓	✓	✓	✓	✓	✓	✓	✓	✓	✓	✓
	20	✓	✓	✓	✓	✓	✓	✓	✓	✓	✓	✓	✓	✓	✓	✓	✓	✓	✓	✓
> \$1,000	30	✓	✓	✓	✓	✓	✓	✓	✓	✓	✓	✓	✓	✓	✓	✓	✓	✓	✓	✓
	Variable	✓	✓	✓	✓	✓	✓	✓	✓	✓	✓	✓	✓	✓	✓	✓	✓	✓	✓	✓
	6	✓	✓	✓	✓	✓	✓	✓	✓	✓	✓	✓	✓	✓	✓	✓	✓	✓	✓	✓
> \$1,000	20	✓	✓	✓	✓	✓	✓	✓	✓	✓	✓	✓	✓	✓	✓	✓	✓	✓	✓	✓
	30	✓	✓	✓	✓	✓	✓	✓	✓	✓	✓	✓	✓	✓	✓	✓	✓	✓	✓	✓
	Variable	✓	✓	✓	✓	✓	✓	✓	✓	✓	✓	✓	✓	✓	✓	✓	✓	✓	✓	✓

TABLE 1

Auth- ority	Initial (Entering another payment within personality timeframe only requires a tap)	Example:- Phone Login Time Frame:- 0-3 mins, <5, <20, < 60	Max Limit setting (selectable values)	Phone pattern lock	Phone password lock	Phone password lock = > 5 characters	Key Press on a Unique location	Random Question	Phone IMEI and GPS	Camera - Face or Body part	Biometric - Phone	Biometric Card	OTP Auto entry Backend verification	OTP Keypad entry Local Verified	OTP Keypad entry Backend verification	OOB message To Bank	OOB message from Bank
0 < = \$100	3	15	15														
	10	15	15														
	15	15	15														
> \$100 < \$1,000	Variable	15	15														
	3	15	15														
	10	15	15														
> \$1,000	15	15	15														
	Variable	68	15	15		12	10					16					
	3	15	15	15													
Variable	10	15	15														
	15	15	15														
	81	15	15			12	10					16			7		6

TABLE 2

[0249] TABLE 1 shows an example of a financial digital transaction and how various verification types can be used to verify or authorise the transaction, where the transaction may be within certain banded values.

[0250] In the first column of TABLE 1, the banded transaction amounts are detailed including a first band with amounts from zero to equal or less than one hundred dollars, a second band being greater than one hundred dollars or less than or equal to one thousand dollars, and a third band for financial transactions greater than one thousand dollars.

[0251] TABLE 1 also shows in the second, third, fourth and fifth columns examples of how an initial verification may be used for a predetermined time period to allow for subsequent transaction verifications within that time period.

[0252] In column two, there is shown for each transaction amount band a series of time periods (six minutes, twenty minutes, thirty minutes, along with a variable time period), where certain predetermined verification types are sufficient for transactions within that transaction amount band, and within that time period to be verified. For example, in the zero to one hundred dollars transaction amount band, and for a time period of six minutes, a user is only required to have the DAD (smartphone) and to tap the DTC against the DAD, for the DTC to be verified for transactions within that value band.

[0253] In the transaction amount bands of one hundred to one thousand dollars and for transaction amounts greater than one thousand dollars, additional verification types are required for a transaction to be verified and to proceed to completion.

[0254] In the sixth, seventh, and eighth columns, TABLE 1 shows example verification types which may be required where the DAD login timeframe is zero to three minutes, less than five minutes, less than twenty minutes, or less than sixty minutes. The verification types include a smartphone pattern lock, a smartphone password lock, or a smartphone password lock which is equal to, or greater than, five characters. These verification types will be required, along with the smartphone being present, and the DTC being tapped against the smartphone (DAD) if the transaction amounts are greater than one hundred dollars to less than one thousand dollars, and also if the transaction amount is greater than one thousand dollars.

[0255] In TABLE 1, columns 9 to 19 show other verification types that may be used within this example system, including:

- key press on a unique location shown on the DAD screen;
- a random question requiring the correct answer from the user;

- the smartphone's IMEI, or another suitable unique ID of the smartphone, along with GPS coordinates of the smartphone identifying its location. The GPS location may be acceptable if within a certain area, say, a country, a state, a city, a suburb, or other predefined location. The GPS location may also be compared with information about the location of a digital transaction terminal, and if the GPS location of the DAD and the digital transaction device are within an acceptable range, say, a two metre radius of the digital transaction device, then the verification type is obtained;
- a camera on the DAD may take photos of the user's face or a designated body part, such as an ear, which can be compared against a database image for verification;
- a biometric, such as a fingerprint, can be obtained as a verification type by the DAD;
- similarly, a biometric such as a fingerprint could be obtained on the DTC, if fitted with a biometric reader (fingerprint scanner);
- another verification type is a OTP, which can be automatically entered by the DTC for back end verification (verification, for example, by a transaction processing entity). For an auto entered OTP, the user does not need to enter the OTP, for example, into a keypad on the digital transaction device (for example, a POS/EFTPOS terminal or an ATM);
- the verification type may be a OTP, wherein the user is required to enter the OTP onto a keypad of the digital transaction device, and the entry is locally verified, for example, by the digital transaction device;
- in another variation of a verification type, the OTP may be entered by the user on the keypad of the digital transaction device, and the OTP is verified at the back end, for example, by the digital transaction processing entity, or some other third party institution;
- the verification type may be an OOB message to the bank from the DAD, such that the bank (or another digital transaction processing entity) is informed of the transaction and can provide verification required when, for example, the cryptogram of the transaction is transmitted to the bank;
- the verification type may be an OOB message which comes from the bank (or another digital transaction processing entity), to be received by the DAD. The OOB may contain, for example, a OTP, or some other type of verification to be passed to or entered into the digital transaction device.

[0256] Referring to TABLE 2, there is shown in the transaction amount band from one hundred dollars to one thousand dollars, and in the time period “variable”, that the authorisation points required (the required verification score) is 68 points. Reviewing the row of TABLE 2, it can be seen that the presence of the smartphone contributes 15 points, a tap of the DTC against the smartphone (DAD) is another 15 points, the smartphone password lock of equal or greater than 5 characters contributes 12 points, a key press on a unique location shown on screen of the DAD contributes another 10 points, and a biometric entered via the card (for example, a scan of the user’s fingerprint) contributes another 16 points. The sum total of the verification type scores (15, 15, 12, 10 and 16) sums to a total verification score of 68. If a user provides this combination of verification types (if the system obtains the verification types), then the transaction will be verified and can proceed to completion.

[0257] In another example, transactions of greater than one thousand dollars with a default entity transmit period of “variable” minutes, the required authorisation points (required verification score for authorisation of the transaction) is 81 points. The verification types that are exemplified to make up a total verification score are the presence of the smartphone (DAD), a tap of the DTC against the DAD, a smartphone password lock equal to or greater than 5 characters, a key press on a unique location on the DAD screen, a biometric entry onto the DTC, a OTP entered by the user on the keypad of the digital transaction device, which is verified at the back end, and an OOB message from the bank (or some other digital transaction processing entity) to the user’s DAD. Respectively, the verification types provide the following verification type scores: 15, 15, 12, 10, 16, 7 and 6. The individual verification type scores sum to a total verification score of 81, which equals the required verification score for the transaction, such that, if the user provides each of the verification types (the system obtains the verification types), then the transaction may proceed.

[0258] It will be appreciated by persons skilled in the art that, though the example embodiments are for financial transactions, the system and process may be applied to non-financial transactions. For example, the system can be used for an identity action, such as a passport transaction, an age verification transaction, and other types of non-financial transactions. In such non-financial transactions, instead of bands of transaction values (currency amount), the bands may relate to different levels of identification required for different transactions. For example, entry into a night club may require age and identify verification, which may be a relatively low level points requirement for verification. However, in order to open a bank account, the bank may require a relatively high level of verification such that the points required (and therefore the number and type of verification types required) may be greater.

[0259] It will be appreciated that by persons skilled in the art, in various embodiments, the user may be permitted to select verification types that will be used to make up a verification score. Each verification type may be assigned a verification type score by an issuing institution, such as a bank. However, in other embodiments, the user may assign points to each verification type for the verification type score. In yet other embodiments, though the user may assign the number of points for each verification type score, the points will be selectable only within a pre-defined band of points.

[0260] In further embodiments, the user may set the required verification score for authorisation of a given transaction. For example, the user may decide that he or she may prefer greater security with respect to transactions above one thousand dollars in value, and can therefore set a required verification score of 100 points. The required verification score may be met by selection of a greater number of verification types, or selection of verification types with higher verification type scores, in order to match or exceed the user set required verification score.

[0261] In other embodiments, though the user may set a required verification score, the score may be selected only from within a certain band of scores set by an issuing authority, such as a credit card provider.

[0262] With reference to Figure 4A, a DTC in the form of a wearable device (400) is illustrated along with a DAD in the form of a Smartphone (402) and a merchant terminal (404). In this particular embodiment, the wearable device (400) is a watch which also provides the function of displaying the current time and any other functions that are available according to the wearable device (400). Increasingly, wearable devices are being adopted by consumers to combine the functions of many individual items thereby reducing the complexity of conducting transactions since, once the functionality of a DTC is incorporated into a wearable device (400), it is no longer necessary to carry a separate DTC. Wearing the wearable device (400) enables the user to conduct transactions with the device that they would ordinarily wear. In the instance of Figure 4A, the wearable device (400) is illustrated communicating with the smartphone (402) and a merchant terminal (404) via contactless close proximity communication. Of course, despite all three devices being illustrated in close proximity, skilled readers will understand that it is not necessary for the wearable device (400) to be in contactless close proximity communication with both a smartphone (402) and a merchant terminal (404) simultaneously and the communication between respective devices may occur separately at different times.

[0263] With reference to Figure 4B, an alternative wearable device in the form of a ring (406) is detailed in contactless close proximity communication with a DAD in the form of a smartphone (402) and a merchant terminal (404). Once again, in the illustration in Figure 4B, communication

between the smartphone (402), the wearable device in the form of a ring (406) and a merchant terminal (404) all occur using contactless close proximity communication.

[0264] With reference to Figure 4C, yet another embodiment is illustrated in which the DTC is provided in the form of a smartphone case (408). In this particular embodiment, a DAD in the form of a smartphone (402) communicates with a DTC in the form of smartphone case (408) which in turn communicates with a merchant terminal (404). All communications illustrated in Figure 4C occur in accordance with contactless close proximity communication according to ISO/IEC 14443 and in this particular embodiment, rather than a wearable device, the DTC takes the form of another convenient device, namely, a smartphone case (408) since users regularly purchase cases for their smartphones in order to protect their smartphone from damage. Of course, in the embodiment of Figure 4C, if a consumer were to use a DTC in the form of a smartphone case (408), and attach the case (408) to the smartphone (402), then the DAD in the form of the smartphone (402) and the DTC in the form of a smartphone case (408) are in the consumers possession at the same time.

[0265] The reader will appreciate that the DTC may be configured in a number of different ways, and there is a range of possible DTC embodiments from a DTC having minimal (or limited) functionality/connectivity but will be less expensive to produce and less prone to failure, to a DTC having maximum functionality and including features that assist user interaction and will therefore be considered more “user friendly” but will be more expensive to produce and will be more likely prone to failure. Figure 3D provides diagrammatic representations of four DTCs which have a credit card profile whereby each includes an EMV device (410) and an optional printed identification (412), which in the embodiment shown is the card owner’s name, and whose features of functionality/connectivity represent significant differences in user experience with respect to digital transactions.

[0266] For example, the uppermost DTC (414) that is depicted in Figure 4D represents a card having minimal functionality/connectivity and includes an EMV device (410) that is either firmware-modified software-enhanced to enable NFC wireless connectivity between the EMV device and a DAD (402) and to change the personality of the DTC (414), but excludes an external DTC processor (referred to as an MCU), Bluetooth connectivity and any form of display or scroll/enter keys. In one particular embodiment, DTC (414) that is configured with minimal functionality/connectivity can be issued to a user such that the EMV device (410) has pre-loaded multiple personalities. More commonly, after the DTC (414) is delivered to the user, the DAD (402) may be used to transfer one of multiple personalities onto the EMV device (410) or a number of personalities for simultaneous storage by the EMV device (410).

[0267] The second DTC (416) that is depicted also represents a card having minimal functionality/connectivity including an EMV device (410) that is either firmware-modified or software enhanced to enable wireless connectivity between the EMV device and a DAD (402), such as Bluetooth and/or NFC, to change the personality of the DTC (416). The DTC (416) also includes an MCU (not shown in Figure 4D). A DTC (416) that is configured with relatively minimal functionality/connectivity but including an MCU can be issued to a user with the EMV device (410) having access to data performing to multiple personalities. Alternatively, after the DTC (416) is delivered to the user, the DAD (402) may be used to transfer one of multiple personalities onto the EMV device (410) or a number of personalities for simultaneous storage by the EMV device (410).

[0268] The third DTC (418) that is depicted in Figure 4D represents a medium functionality/connectivity card including an EMV device (410) that is either firmware-modified or software enhanced to enable wireless connectivity between the EMV device (410) and a DAD (402), such as Bluetooth and/or NFC, and to change the personality of the DTC (418). The DTC (418) also includes a display (420) which may be in the form of a simplified 4-digit alphanumeric interface for displaying information, including but not limited to, the selected personality loaded (or previously stored) on the card, a unique ID or abbreviation of the selected personality, an expiry date for the document, a temporary PIN number, a PAN number or part thereof, and/or a name of the card owner. A DTC (418) that is configured with mid-range functionality/connectivity can be issued to a user such that the EMV device (410) has access to data pertaining to multiple personalities. Alternatively, after the DTC (418) is delivered to the user, the DAD (402) may be used to transfer one of multiple personalities onto the EMV device (410), or a number of personalities for simultaneous storage by the EMV device (410).

[0269] The fourth DTC (422) that is depicted in Figure 4D represents a card having a high level of functionality/connectivity and includes an EMV device (410) that is either firmware-modified or software-enhanced to enable NFC or Bluetooth wireless connectivity between the EMV device (410) and a DAD (402) and to transfer multiple personalities onto the EMV device (410) after delivery of the card. The DTC (422) also includes a more comprehensive display (424) and scroll/enter keys (426) which enable user input, including input effecting selection of a stored personality. The skilled addressee will appreciate that the inclusion of a user interface on the card enables the DTC (422) to be used even when a DAD (402) such as a user's smartphone is not present, for example, if the DAD is not being carried by the user or has a discharged battery.

[0270] As previously described, whilst it is possible to implement embodiments with hardware and firmware that is adapted to enable a DTC comprising a DTPU to adopt one of many available personalities, it is preferable to achieve the results with an existing, certified DTPU, such as a

device certified in accordance with the EMVCo specifications, without requiring any alteration to the DTPU or any essential operating firmware. As will be appreciated by skilled readers, avoiding the requirement to certify a newly developed DTPU has the benefit of avoiding a substantial cost associated with the certification process and avoids the substantial delay also associated with such a process.

[0271] Devices such as EMV devices operating with an operating system such as the MULTOS or JavaCard systems allow the secure execution of application software that is installed within the EMV subsystem. EMV subsystems are considered sufficiently secure to allow third party software to be installed and operated within the EMV subsystem subsequent to reissuance of an EMV device since the operating system will prevent any inappropriate alteration of the EMV device secure memory.

[0272] Accordingly, by installing application software in the EMV system that operates to receive commands that are already available and defined according to the current EMV subsystem, additional functionality beyond that provided by standard DTCs can be achieved. In the embodiment(s) described in Figure 4 onwards, the DTPU is implemented in the form of a software-enhanced EMV device.

[0273] Also depicted in Figures 5A and 5B, is a Global Platform API (514) and a Global Platform Card Manager (516). The Global Platform Standard (GPS) is a standard that enables an open and interoperable infrastructure for smart cards, devices and systems that simplifies development, deployment and management of computer instruction code and the functionality provided by same. The GPS specification has been adopted by most banking institutions for loading of cryptographic data onto smart cards. The standard establishes mechanisms and policies that enable secure channel communication with credentials. Further, the specification represents a standard for managing the infrastructure of a smart card. Management, in this regard, includes installation, removal of applications and additional management tasks to be effected for a card. The primary authority for management of card data is the card issuer who generally has full control of the card contents but may grant other institutions access to administer their own software applications. Management is generally achieved by applying cryptographic protocols which authenticate and encipher the relevant processes.

[0274] The Global Platform API (514) provides an interface to the functionality provided by the Global Platform Standard and in the embodiment depicted in Figures 5A and 5B, the Global Platform API is used to load, configure and select different card personalities for the DTC (500) to effect digital transactions in accordance with that particular selected personality. The Global Platform API (514) is defined as part of the Global Platform Card specification. The Global Platform Card Manager (516) is the central controlling entity in the DTC (500). It includes three

separate entities, namely, the Global Platform environment, the issuer's security domain and the card holder verification method services.

[0275] The DTC (500) also includes a DTC external processor (524) which effects functions on the DTC (500). In particular, the DTC external processor (524) depicted as a microcontroller unit (MCU), which communicates with the EMV device and this communication arrangement enables the DTC external processor (524), in accordance with commands received by the DAD (526), to update the digital transaction document personalities and the applications residing within the EMV device.

[0276] The EMV device operating system (528) is hardware specific firmware that provides the basic functionality for the EMV device such as secure access to on-card memory storage, authentication and encryption. The operating system (528) includes a sequence of instruction code that resides in non-volatile memory in the EMV device.

[0277] With reference to Figures 5A and 5B, a DTC (500) is depicted according to two embodiments and the individual components of the EMV device within the DTC (500) have been expanded and appear above the DTC (500).

[0278] The EMV device of the DTC (500) in Figure 5A includes a single-personality applet (501) whilst the EMV device of the DTC (500) in Figure 5B includes a number of applets (502, 504, 506, 508, 510 and 512).

[0279] In the example of Figure 5A, the applet (501) contains data and/or instructions defining a single digital transaction document (personality) and is an applet that has been received and installed by the EMV device. A plurality of single-personality applets may be stored either in a personality section (secure holding position) on the EMV device that may be created at the time of initialisation of the EMV device, or in a secure location of an external processor (524) associated with the DTC (500) which is depicted in some Figures as a microcontroller unit (MCU). In the example depicted in Figure 5A, the single-personality applet (501) that has been selected and installed onto the EMV device defines a Visa Card personality (501). By ensuring that there is only one stored applet on the EMV device, only one personality is available to be adopted by the DTC (500) and read by a digital network transaction device. Accordingly, by assuming that applets safely define a single personality, there is no requirement to accommodate a plurality of concurrently stored applets on the EMV device.

[0280] When multiple single-personality applets are stored in the MCU, Global Platform Standard (GPS) command(s) are sent to the EMV device, for example from a DAD (526) or the MCU, to install the relevant single-personality applet (501) onto the EMV device along with the appropriate command(s) to overwrite any previously installed applet thus changing the personality

of the DTC to the personality associated with the applet (501). In this embodiment, the applet could be stored in the MCU secure memory, i.e. secured by hardware (secure element) or secured by software (encryption). The EMV contact plate (not shown in Figure 5) shall also be secured during any transaction between the EMV device and the MCU to ensure third parties are unable to "listen in" (man in the middle attacks) or inject commands.

[0281] When the multiple single-personality applets are stored in a personality section of the EMV device, GPS command(s) are sent to the EMV device, for example from a DAD (526) or the MCU, to transfer the relevant single-personality applet (501) from the secure element of the EMV device and install same thus effecting change to the personality of the DTC to the personality associated with the installed applet (501). In yet another embodiment, the multiple single-personality applets are stored in a DAD (526) and individual applets along with commands are transferred to the MCU (524) of the DTC for subsequent transmission to the EMV device.

[0282] The commands sent from the DTC external processor to the EMV device may be a set of commands that obscure the GPS commands such as "make card 2 primary", whereby the external DTC processor sends "make card 2 primary" to the EMV device, and the EMV device executes the command by decoding the command and obtaining the GPS commands that will have the effect of making the DTC adopt the personality of card 2.

[0283] Each single-personality applet (501) that is stored for subsequent selection and transfer to the EMV device has an associated encryption key (513) used to decrypt the contents of the applet defining the individual personality thus allowing access and/or amendment to parameters pertaining to the individual personality. The function of keys is described in more detail below with respect to the embodiment of Figure 5B.

[0284] In the embodiment of Figure 5A, in order to change the DTC personality, the Applet that contains the personality in the EMV device may be replaced with a newly selected Applet for installation (overwriting the existing Applet). Alternatively, the Applet that contains the active personality may be deleted and a newly selected Applet installed on the EMV device such that the personality contained in the newly selected Applet will become the personality of the DTC.

[0285] If there is a preference to concurrently store applets containing one or more personalities in the EMV device, a single applet of the plurality of applets will need to be activated, or made primary, in order to ensure that only one particular personality defined by an applet is read by a network digital transaction device. The reader will appreciate that Figure 5B depicts an EMV device that concurrently stores a plurality of multiple-personality applets (504, 506, 508, 510 and 512) in the EMV device of Figure 5B.

[0286] In the example of Figure 5B, the applets (504, 506, 508, 510 and 512) may contain data defining one or more digital transaction documents, for example, as depicted in Figure 5B, there is an applet defining a MasterCard account (504), an applet defining two “other card personalities” (506), an applet defining a loyalty card personality (508), an applet defining two separate Visa card personalities (510) and available space for a further applet that may define one or more additional personalities (512). The applet (502) is a system applet which is installed prior to issuance of the DTC. In the embodiment of Figure 5B, the system applet is a modified Payment Proximity System Environment (PPSE) applet which is installed prior to issuance of the EMV device by an authorised issuing entity. The PPSE applet determines the system environment that the EMV device operates within and an enhanced version of the PPSE applet is installed at the time of issuance of the DTC that allows the EMV device to store more than one personality at a time.

[0287] All of the applets (502, 504, 506, 508 and 510) reside within the secure memory of the EMV device of the DTC (500) and in the embodiment depicted in Figure 5B, the applets are implemented with Java code and contain the necessary data and/or Java code instructions to define the one or more personalities for a particular payment Card Association Scheme.

[0288] In the embodiment of Figure 5B, because the applets containing multiple personalities are stored concurrently on the EMV device, the EMV device of the DTC (500) also contains a “secure vault” (530) of cryptographic keys wherein each key is specific to each applet. The keys (530a to 530e) are used to decrypt the contents of individual personalities within an applet to access and/or amend parameters pertaining to the individual personality. The installation and storage of multiple applets simultaneously on an EMV device causes the potential for a digital transaction device to adopt a personality other than the intended personality of the DTC at any one time. Accordingly, in an embodiment, operational parameters of the multiple personalities are accessed and amended to ensure that only a single personality can be recognised by transaction devices. Once the data pertaining to an individual personality stored in an applet is decrypted, it is possible to amend parameters such as the order of the personality within the EMV device, whether the personality is active or inactive, whether the personality is primary or secondary, or any of the operational parameters that affect the processing of a digital transaction such as expiry date, CVV, CVV2 and/or the PAN of the personality. The actions available once a personality is decrypted with its associated key (530a to 630e), comprise full administration rights to effect a change to any operational parameter.

[0289] In an embodiment, two or more sets of keys may be jointly issued to the DTC for each personality, including for example a first set of keys (530a to 530e) as shown in Figure 5, for which full administration rights are available, and a second (or subset) of keys (not shown) for which

limited administration rights are available. In an embodiment, the limited administration rights available in respect of the second set (or subset) of keys only allow amendment to the status of the personality and amendment of a restricted set of operational parameters that are used during a digital transaction. The status of a personality includes the order of the personality within the EMV device, whether the personality is active or inactive, whether the personality is primary or secondary or any other parameter that is not used during a transaction.

[0290] The second set of limited administration keys (not shown) may be stored in the microcontroller unit (MCU) shown in Figures 6A, 6B, 7A, 7B and 8A to 8F and described further below, or stored within the EMV device, such as in one or more of the available spaces for an applet (512) depicted in Figure 5B. An applet which stores the second set of keys is referred to herein as a Key Management Applet, and such an applet may be installed at the time of initialization of the Digital Transaction Card (DTC). It is possible to store the limited administration keys within another device such as the DAD, however, any transfer of the limited administration keys to the EMV device would necessarily require the transmission to be within a secure session.

[0291] With reference to Figures 8A to 8F, if keys are stored in the MCU (802), a contact plate associated with the EMV device, such as the external contact plate (804), and described further below, must be isolated so that no-one can "listen in" (man in the middle attacks) when commands are sent from the MCU (802) to the EMV device to monitor the communications, or to inject commands to alter the intended purpose of the transmitted commands.

[0292] Referring again to Figure 5B, if the subset of limited administration keys are stored within the EMV device, such as a Key Management Applet in available space (512), the MCU to EMV security requirements may be reduced since commands from the MCU to the EMV device are protected by the encapsulation of the DTC and as such, may be encoded (for example, make card 3 primary), and any Global platform commands used to effect a new personality remain internal within the EMV device. For example, if the MCU (524) contains a known numbering of personalities and sends a command "make card 3 primary", the EMV device can issue commands internally to effect the required action, including Global Platform commands, to (1) make all cards inactive, (2) change the order of cards to make card 3 primary, and/or (3) make card 3 active. For example, if there are six possible personalities stored within the EMV device, six sets of commands may be issued to the relevant applet(s) that store data defining the personalities to deactivate and activate personalities as required.

[0293] In an embodiment where the MCU to EMV link is secure, encrypted commands are issued from the MCU to the EMV device but continue to invoke multiple Global Platform commands within the EMV device once the command from the MCU is decrypted by the EMV device. This arrangement reduces the quantity and complexity of encrypting and decrypting tasks

to effect functions, which in turn, also reduces the overall power usage of the DTC and the time required to effect an action such as a request to change the personality of the DTC.

[0294] In this regard, the MCU sends formatted messages to the System I/O of the EMV device and the Operating System and Java Runtime Environment direct the message to the appropriate applet. In this embodiment, the MCU emulates an EFTPOS and/or ATM network transaction terminal internally on the DTC to effect communications confirming with commands recognised by the EMC device. Whilst the EMV device will receive and execute recognised GPS commands, there is no single command that will ensure that the correct personality is recognised by all network transaction devices. In this regard, network terminals software can interpret the personality stored on a physical card containing multiple personalities in different ways and may not always adopt the personality marked with the "primary" status. Accordingly, to ensure that a terminal properly interprets and adopts only one of a number of personalities stored in the EMV device, only the desired personality should be marked as active and primary, all other personalities should have a status of "inactive". Therefore, according to this embodiment, a number of GPS commands that are usually only used by an entity authorised to issue cards are issued to the EMV device to amend the status of each and every personality stored on the EMV device to ensure that the user selected personality is recognised by any network terminal device in which the DTC may be used to effect a transaction.

[0295] Figure 6A depicts a DTC subdivided into four separate layers, namely, commands (600), protocols (702), a Message Exchange Layer (604) and a physical (electrical) layer (606). A mobile device (608) is also illustrated in Figure 6A that communicates data and commands to the DTC via a wireless protocol such as NFC or Bluetooth where those commands and data are received by a transceiver (609). The transceiver (609) converts wireless signals transmitted from the mobile device (608) to signals for reception by a communications module (610) embodied within an Application Specific Integrated Circuit (ASIC). The communications module (610) subsequently transfers commands and data decoded from the transmission of the mobile device (608) to the MCU (612) and interprets those commands and data. In an embodiment, the proprietary commands transmitted from the mobile device (608) to the DTC by way of the transceiver (609) and ultimately passed through to the MCU (612), are encrypted to protect the data and security of the DTC.

[0296] According to the protocol layer (602), the MCU (612) communicates according to established protocols with the EMV device (614). In the embodiment of Figure 6A, the MCU (612) uses a subset of the Global Platform Standard commands that are usually only used by authorised entities who issue credit cards with EMV devices. The subset of commands is issued to the EMV device (614) as required according to the function requested by the mobile device (608).

Application Protocol Data Units (APDUs) are used to communicate with the EMV device (614) and the APDU's are also defined in the Global Platform Standard. In order to effect a change of card personality of the DTC, the MCU (612) communicates with the EMV device (614) using the subset Global Platform Standard.

[0297] With reference to the message exchange layer (604), this layer communicates messages between either a merchant terminal and the EMV device (614) or the MCU (612) and the EMV device (614). The messages for this communication are APDUs. There are two primary categories for APDUs, namely, command APDUs and response APDUs. Effectively, APDU commands are the messaging protocol for communicating with an EMV device (614). The message exchange layer (604) also depicts the external contacts (616) of an EMV device (614). Further, the message exchange layer (604) also depicts an arbitration device (618) which arbitrates communication between the MCU (612) and the EMV device (614) or alternatively, communication that may occur between the EMV contacts (616) and the EMV device (614). As will be appreciated by skilled readers, communication between the EMV device contacts (616) and the EMV device (614) will occur when the DTC is used in a merchant terminal a "dipping mode" wherein the DTC is inserted into the merchant terminal and contacts within the merchant terminal directly engage with the EMV contacts (616). In this instance, communication between the EMV contacts (616) and the EMV device (614) must be effected without any interference in the communication attempted by another device such as the MCU (612). However, in instances where communication between the MCU (612) and the EMV device (614) is required, the arbitration device (618) effectively disconnects the communication path between the EMV contacts (616) and the EMV device (614) such that communication may be effected between the MCU (612) and the EMV device (614) without interference from any device making contact with the EMV contacts (616). As depicted in Figure 6A, communication between the MCU (612) and the EMV contacts (616) and the EMV device (614) is effected by APDUs in the embodiment of Figure 6A. An APDU contains a mandatory four byte header defining the command and from zero to sixty four kb of data. A response APDU may be sent by the EMV device (614) back to a merchant terminal or the MCU (612) and contains from zero to 64 kilobytes of data and two mandatory status bytes.

[0298] With reference to the physical (electrical) layer (606), various additional components of the DTC are depicted including a dynamic magnetic stripe module (620), a display driver (622) and a corresponding display screen (624), a battery (626) and a crystal (628) that provides an oscillator that is used to determine the clock signal for all of the electronic devices on the DTC.

[0299] Also depicted in Figure 6A is a diagrammatic representation of the rear side of a DTC (630) including a dynamic magnetic stripe (632).

[0300] Additional elements are also depicted in the physical (electrical) layer (606) including an EMV device antenna (634), an NFC antenna (636) connected to the communications module (610) and a Bluetooth antenna (638) also connected to the communication module (610).

[0301] With reference to Figure 6B, the same abstract layers as depicted in Figure 6A are illustrated in Figure 6B although the embodiment illustrated in Figure 6B is an embodiment including DTC scroll/enter keys (640) that a user operates to effect functions including changes to the DTC personality. In a preferred embodiment, the DTC scroll/enter keys (640) includes touch sensitive buttons that may be activated by simply touching a button or pad on the DTC and maybe used to scroll through various options including available DTC personalities, and may also be used to power the DTC on or off.

[0302] With reference to Figure 6C, an enlarged version of the Physical (Electrical) Layer (606) of Figures 6A and 6B is detailed for the purpose of more clearly illustrating the individual elements of the Physical (Electrical) Layer.

[0303] Figure 7A details the data flow between devices as a result of the issuance of a command from a user's mobile device and receipt of data from the DTC to the user's mobile device. In particular, Figure 7A provides a diagrammatic representation of a DTC according to an embodiment of the invention and is effectively a repetition of the diagrammatic representation of Figure 7C with the addition of a mobile device (700). Overlaid on the diagrammatic representation is a series of arrowed line segments depicting the flow of data as it occurs to, and from, the mobile device (800) and individual elements contained within the DTC as depicted in Figure 7C.

[0304] With reference to Figure 7A, in the instance of a user issuing a command from their mobile device (700) to the DTC, the command and/or data associated with same, is communicated along data flow 702 and in the example depicted in Figure 7A, is communicated wirelessly to the DTC either by NFC or Bluetooth wireless capability. The DTC receives the command issued by the mobile device (700) and indicated by the data flow (702) and receives the command and/or data as depicted by data flow (704) at the communications module (706). The communications module (706) having converted the command and/or data received (704), passes a signal to the MCU (708) along data flow path (710) for processing by the MCU (708).

[0305] In the event that the data received by the MCU (708) depicted by data flow (710) represents a command requiring the MCU (708) to communicate with the EMV device (712), then the MCU (708) transmits a signal to the arbitration device (714) depicted by data flow (716) to activate the arbitration device (714) to isolate the normal connection between the EMV device contacts and the EMV device (712). Further, in addition to isolating the normal communication

between the EMV device contacts and the EMV device (712), the arbitration device (714) activates connection between the MCU (708) and the EMV device (712).

[0306] Once the arbitration device (714) has been activated to enable communication between the MCU (708) and the EMV device (712), the MCU (708) transfers data as depicted by data flow (718) to the EMV device (712). In the instance of the command issued by the mobile device (700) to effect a change in personality of the DTC, the EMV device (712) upon receiving and altering the EMV device (712) personality, in accordance with data provided as depicted by data flow (718), the EMV device (612) provides a return signal as depicted by data flow (720) to the MCU (708) confirming that the change in personality of the EMV device (712) has been effected. Once required communication between the EMV device (712) and the MCU (708) has been completed, the arbitration device (714) may restore communication between the EMV device (712) and the EMV device contacts.

[0307] At this point in time, the MCU (708) transmits a further signal to the arbitration device (714) to restore the normal communication between the EMV device contacts and the EMV device (712) and at the same time isolating the communication path between the MCU (708) and the EMV device (712). This signal is depicted in Figure 7A as the data flow (722).

[0308] At this stage, the MCU (708) generates and transmits a signal to the communications module (706) as depicted by data flow (724), said signal being a signal confirming the alteration of the EMV device (712) personality according to the instruction initiated at the user's mobile device (700). The communications module (706) upon receiving the signal (724) converts the signal for wireless transmission to the mobile device (700), the wireless signal depicted as data flow (726).

[0309] The user's mobile device (700) receives the wirelessly transmitted signal (726) and upon conversion of that wireless signal, the user's mobile device (700) internally processes the signal (726) and provides a visual indication to the user on the user interface of the mobile device (700) confirming the requested change in personality of the EMV device (712) and that the DTC will now operate according to the personality of the card requested by the user. Figure 7A further depicts data flow (728) and (730) from the MCU (708) to each of the dynamic magnetic stripe (732) and display (734) respectively for the purpose of conforming the parameters of the dynamic magnetic stripe with those that define the user selected personality and to display information relevant to the selected personality such as, for example, a default name for the selected personality (e.g. VISA, MasterCard, AMEX etc.) or a user defined name for the selected personality (e.g. Personal Account card, Business Account Card etc.).

[0310] With reference to Figure 7B, a data flow is illustrated as for Figure 7A although, in the embodiment depicted in Figure 7B, the request to select a particular DTC personality is effected by operation of the DTC scroll/enter keys (736), the signal from the scroll/enter keys (736) to the MCU (708) depicted as data flow (738). Of course, as will be recognised by skilled readers, a particular advantage of the embodiment depicted in Figure 7B, wherein the DTC comprises DTC scroll/enter keys (736) to effect a change in DTC personality, it is not necessary to have a smart phone (700) in close proximity nor wireless communication capabilities such as NFC or Bluetooth on either the smart phone (700) or the DTC.

[0311] With reference to Figures 8A to 8F, various embodiments are described for effecting operable communication between an EMV device (800) and a MCU (802) and an EMV device (800). In particular, Figures 8A to 8F inclusive provide additional detail, as compared with previous figures, regarding the connections between an external contact plate (804) that is provided to effect communication between transaction devices (such as EPTPOS terminals and ATM machines) and the EMV device (800) and the connection(s) between the external contact plate (804) and the internal contact plate (806) that is presently included in most, if not all, digital transaction cards that include an EMV device.

[0312] In this regard, the provision of an external contact plate (804) and an internal contact plate (806) is an artefact of the manufacturing process for digital transaction cards that include an EMV device (800). In embodiments of the present invention that include both an external contact plate (804) and an internal contact plate (806), the opportunity exists to route electrical connections between the external contact plate (804) and the internal contact plate (806) in an arrangement other than a direct one to one connection between corresponding electrodes of the external contact plate (804) and the internal contact plate (806).

[0313] With specific reference to Figure 8A, an embodiment is diagrammatically depicted in which the electrical connections accessible to digital transaction devices by way of the external contact plate (804) are connected to an arbitration device (807) and depending upon the state of the arbitration device (807), individual electrodes of the external contact plate (804) may be electrically connected by the arbitration device (807) to their counterpart electrodes of the internal contact plate (806).

[0314] In order to provide a direct connection between counterpart electrodes of the external contact plates (804) and the internal contact plates (806), the arbitration device (807) operates to connect electrodes identified as GND (808), Vcc (810), RST (812), CLK (814), I/O (816) and the blank terminal (818) such that all are connected respectively to their counterpart connection of the internal contact plate (806) such that the aforementioned electrodes of the external contact

plates (804) would be connected respectively to GND (820), Vcc (822), RST (824), CLK (826), I/O (828) and blank terminal (830).

[0315] Accordingly, when in an appropriate state, the arbitration device (807) would operate to connect the individual electrodes of the external contact plate (804) directly to their counterpart terminal of the internal contact plate (806) which in turn are connected to the appropriate connection points of the EMV device (800) to enable the EMV Device (800) to operate with digital transaction devices. In this configuration, the EMV device (800) would operate normally with digital transaction devices interfacing with individual electrodes of the external contact plate (804) and any electrical signals applied to any one of the external contact plate (804) electrodes, namely, GND (808), Vcc (810), RST (812), CLK (814), I/O (816) and blank terminal (818) would pass through the external contact plate (804) electrode through the arbitration device (807) and pass directly to the counterpart electrode of the internal contact plate (806) namely, GND (820), Vcc (822), RST (824), CLK (826), I/O (828) and blank terminal (830).

[0316] However, in instances where communication between an MCU (802) and the EMV device (800) is required, the arbitration device (807) adopts an alternative state and connects the data and control signal lines of the MCU (802) through the arbitration device (807) to the individual electrodes of the internal contact plate (806) which in turn are connected to the appropriate I/O and control lines of the EMV device (800). Accordingly, the arbitration device (807) in the embodiment graphically represented in Figure 8A acts as a collection of single pole double throw switches to either connect the MCU (802) to the electrodes of the internal contact plate (806) and thus the relevant connections with the EMV device (800) or alternatively, when switched to its alternate mode, the arbitration device (807) disconnects any connection between the MCU (802) and the EMV device (800) and connects the external contact plate (804) electrodes to the counterpart electrodes of the internal contact plates (806) which in turn are connected to the appropriate connections of the EMV device (800).

[0317] Operationally, when implementing the embodiment depicted in Figure 8A, any communication between the MCU (802) and the EMV device (800) would need to occur at a time that the user of the digital transaction card did not require, or attempt, a transaction with a digital transaction device such that signals were applied to the electrodes of the external contact plate (804). Of course, in the event that a digital transaction was either prevented, or terminated, as a result of the arbitration device (807) switching to an alternate state such that connection between the external contact plate (804) electrodes and the relevant connection points of the EMV device (800) were no longer present, the digital transaction would likely terminate and would fail to execute. Whilst such an outcome may be acceptable to a financial institution with which the user was attempting to conduct a digital transaction, it is unlikely that users would consider such an

interruption acceptable and it is preferable that the arbitration device (807) were unable to interrupt communications with a digital transaction device that is communicating with the EMV device (800). Further, any potential interruption to data flow in the "transaction path" of devices can lead to a requirement for the device, or component, to require re-certification. As previously described, the process of re-certification of a component for operation in an electronic digital transaction network can be time consuming and expensive and is preferably avoided.

[0318] With reference to Figure 8B, an alternative to the embodiment depicted in Figure 8B is diagrammatically represented in which the arbitration device (807) solely controls the connection of the MCU (802) with relevant electrodes of the internal contact plates (806) and thus relevant signal connection points of the EMV device (800). In this particular embodiment, the external contact plate (804) electrodes remain directly connected to their counterpart electrodes of the internal contact plate (806) at all times and remain connected irrespective of the state of the arbitration device (807). In this particular embodiment, the arbitration device (807) acts as a series of single pole single throw switches since it is only operable to connect single lines from the MCU (802) to electrodes of the internal contact plate (806) and thus signal connection points of the EMV device (800). Of course, in the instance of the embodiment of Figure 8B, it is necessary to consider the possibility of electrical signals being applied to the electrodes of the external contact plate (804) during periods in which the arbitration device (807) has connected the MCU (802) to the EMV device (800). It will be understood by skilled readers that it is possible to employ various hardware configurations to ensure that electrical signals that could potentially damage a device are prevented from reaching the device. In an embodiment, appropriate hardware elements are employed to divert inappropriate signal energy applied to electrodes of the external contact plate such that they are prevented from transmission to the EMV device (800) and the arbitration device (807) or the MCU (802). An additional issue to consider is the potential for communications between the MCU (802) and the EMV device (800) to be monitored, and/or interfered with, as a result of connecting a device to the external control plate (804) and in this instance, it is expected that embodiments configured in accordance with the arrangement depicted in Figure 8A would encrypt (832) any communications between the MCU (802) and the EMV device (800) to thwart any attempt to monitor, or interfere with, such communications by accessing the signals passing between the MCU (802) and the EMV device (900) from the external contact plate (804) electrodes.

[0319] With reference to Figure 8C, an alternative arrangement is depicted regarding electrical connection of the MCU (802) and the EMV device (800) wherein the arbitration device (807) connects and /or disconnects selective electrodes of the external contact plate (804) with the internal contact plate (806). As depicted in Figure 8C, the electrodes GND (808), and RST (812) are connected to the arbitration device (807) and the arbitration device (807) is operable to

connect those electrodes of the external contact plate (804) with their counterpart electrodes in the internal contact plate (806), namely, GND (820) and RST (824). Accordingly, the electrodes that are not connected to the arbitration device (807) of the external contact plate (804) include electrodes Vcc (810), CLK (812) and I/O (816). These particular electrodes are directly connected to their counterpart electrodes in the internal contact plates (806), namely, Vcc (822), CLK (826) and I/O (828) and remain connected at all times.

[0320] Similarly, in the embodiment of Figure 8C, only selected electrical connection points of the MCU (902) are connected to the arbitration device (807) for switchable connection to electrodes of the internal contact plate (806). According to the embodiment depicted in Figure 8C, the MCU (802) has permanent connections with various electrodes of the external contact plate (904), namely GND (808), Vcc (810, 822) and CLK (814, 826). Similarly, the I/O electrode of the external contact plate (804) and the internal contact plate (806) are permanently connected to each other and the serial I/O communication connection point of the MCU (802). The embodiment depicted in Figure 8C has the advantage of reducing attempts to monitor communications between the MCU (802) and the EMV device (800) by accessing electrodes of the external contact plate (804) but suffers the disadvantage that some parts of the transaction flow are interrupted by a switchable device, namely, the arbitration device (807) and hence, re-certification of the device embodied in the DTC may be required.

[0321] With reference to Figure 8D, a further alternative embodiment is depicted wherein the embodiment includes an external Vcc detection circuit (838) which acts to detect the presence of electrical power connected to external contact plate electrode Vcc (810) which would indicate the connection of the external contact plate with a digital transaction device for the purpose of conducting a digital transaction. In this embodiment, the external contact plate electrode Vcc (810) is connected to the MCU (802) through an external Vcc detection circuit such that the MCU (802) can receive a signal confirming that electrical power has been applied to external contact plate electrode (810) thus indicating the insertion of the digital transaction card into a digital transaction device (e.g. an EFTPOS terminal or an ATM). In this embodiment, selected electrodes of the external contact plate, namely, the GND (808) electrode and the RST (812) electrode are connected to independent switchable devices (834 and 836) which can connect those electrodes to either the MCU (802) or their counterpart electrodes in the internal contact plate, namely, GND (820) electrode and RST (824) electrode respectively. This embodiment has the advantage of providing MCU (802) with a signal from the external Vcc detection circuit (838) indicating that the user has elected to conduct a digital transaction and hence, the MCU (802) can cease its communication with the EMV device (800) in order to allow a digital transaction to be completed by the user and subsequently resuming communication between MCU (802) and the EMV device (800) upon detection of the absence of electrical power connected to the Vcc

(810) electrode of the external contact plate (804). It will be recognised by skilled readers that a Vcc Detection Circuit could be used in any embodiment to provide an indication to the MCU that power has been applied to the Vcc electrode thus indicating insertion of the DTC into a transaction device.

[0322] In yet a further embodiment, Figure 8E depicts a configuration wherein the external contact plate (804) electrodes are directly and permanently connected to their counterpart electrodes of the internal contact plate (806) and at the same time are permanently connected to appropriate signal lines of the MCU (802) and the EMV device (800). In this particular configuration, the electrodes of the external control plate (804) and internal contact plate (806) are permanently connected with both the MCU (802) and the EMV device (800) thereby requiring any communication between the MCU (802) and EMV device (800) to be encrypted (832) to thwart any attempt to monitor, or interfere with, communications between the two device by accessing the electrodes of the external contact plate (804). Whilst this particular embodiment has the disadvantage of requiring encryption of all communications between the MCU (802) and the EMV device (800), it does embody the advantage of avoiding any interruption to the existing transaction flow that would occur with a EMV device (800) when taking part in a digital transaction and hence should avoid any need to re-certify the EMV device when incorporated in a Digital Transaction Card with communication effected between the MCU (802) and the EMV device (800) according to the embodiment depicted in Figure 8E.

[0323] With reference to Figure 8F, a further alternative embodiment for effecting communication between an MCU (802) and EMV device (800) is depicted. In this particular embodiment, the individual electrodes of the external contact plate (804) are directly and permanently connected to their counterpart electrodes of the internal contact plate (806) which in turn are permanently connected to the relevant electrical connection points of the EMV device (800). However, in order to effect communication between the MCU (802) and the EMV device (800), each device is provided with its own antenna, namely, EMV device antenna (839) and MCU controller antenna (840). In the embodiment of Figure 8F, both the EMV device (800) and the MCU (802) have their own RF communications circuitry incorporated into the respective device such that each device can communicate wirelessly. In an embodiment, the EMV device (800) and the MCU (802) are equipped with RF communication circuitry that can be electrically attached to an antenna and can communicate in accordance with the NFC communications protocol. In this instance, the EMV device (800) and MCU (802) effectively communicate with each other by NFC communications conducted on the digital transaction card.

[0324] Of course, in the embodiment of Figure 8F, it is necessary to encrypt (832) any communication between the EMV device (800) and the MCU (802) in order to avoid external third

parties monitoring those communications by use of an NFC receiving device but as for various of the aforementioned embodiments, the embodiment of Figure 8F has the advantage that there is no potential interruption to the transaction flow that would usually occur between an external contact plate and an EMV device. Hence, re-certification would likely be avoided with such an embodiment for effecting communications between an EMV device (800) and an MCU (802) incorporated in a Digital Transaction Card.

[0325] When seeking to develop a Digital Transaction Card that is operable with an existing digital transaction network infrastructure, it is preferable that the Digital Transaction Card is operable to communicate with devices already present within an existing network infrastructure according to the communication capabilities and protocols recognised and established for devices in that network. In this regard, merchant terminals, and other devices such as Automatic Teller Machines, that presently exist in established digital transaction networks provide communication facilities between credit cards and devices according to the standards developed for Near Field Communications, physical contact with the EMV device contacts of a credit card and by swiping and reading the magnetic stripe on the rear face of a credit card. Accordingly, when seeking to provide a Digital Transaction Card operable with an existing transaction network yet including additional functionality, it is preferable to provide a Digital Transaction Card that is operable with an existing digital transaction network according to the current protocol standards and interfaces. As a result, it is preferred to provide a DTC that also has the capability to be used with a merchant terminal that relies upon the use of the magnetic stripe and as a result, in an embodiment of the invention, the DTC is provided with a dynamic magnetic stripe that is controlled by the magnetic stripe component (732) as depicted in Figure 7A and 7B.

[0326] In this regard, since the DTC according to an embodiment of the invention is operable to adopt any one of a number of personalities that may be selected and activated by a user, the magnetic stripe on the rear face of the Digital Transaction Card requires a magnetic stripe that may be configured according to the personality of the Digital Transaction Card at any particular point in time. Accordingly, the MCU (802) is provided with a data connection with the magnetic stripe component (732) as depicted in Figure 7A and 7B and is operable to configure the magnetic stripe on the rear face of the Digital Transaction Card such that it accords with the magnetic stripe relevant to the personality of the Digital Transaction Card at any particular point in time.

[0327] Further, since the Digital Transaction Card according to the embodiment of the invention depicted in the Figures may include a display, the MCU (802) is provided with direct connection with the display module (734) as depicted in Figure 7A and 7B which drives the display (734) that can be used to provide information to a user of the Digital Transaction Card independently of the user's mobile device (700).

[0328] A Digital Transaction Card according to an embodiment of the invention provides a user with the ability to combine various Digital Transaction Cards onto a single card with the ability to select and activate any one of the various personalities that are stored on the card at any particular point in time for the purpose of effecting a transaction. Further, according to the embodiments depicted herein, the Digital Transaction Card is operable according to all of the available protocols and interfaces that presently exist in established digital transaction networks and therefore, a Digital Transaction Card according to an embodiment described in the present specification can be used with existing digital transaction networks anywhere in the world. This is particularly important for countries in which the installed digital transaction network includes devices that have yet to be upgraded to communicate with Digital Transaction Cards according to NFC capabilities and may be restricted to either direct physical contact with the EMV device contact plate or use of the magnetic stripe which may be prevalent in countries that are considered to fall within the category of “developing nations.” Further, even in “developed nations” wherein the existing digital transaction network infrastructure includes many terminals that have NFC communication capabilities, many consumers have not yet elected to adopt the E-Wallet services offered by many commercial operators since their mobile phone or smartphone device does not have NFC communication capabilities. In order to use the presently offered E-Wallet commercial services, it is necessary to implement those services on a smartphone that includes NFC communication facilities. Of course, a Digital Transaction Card according to an embodiment described in the present specification may communicate with any device that incorporates a Bluetooth communications facility which includes many older generation smartphones and hence, according to an embodiment of the invention, a user may select and activate a particular personality for a Digital Transaction Card by selecting and activating that personality on their smartphone equipped solely with Bluetooth communication facilities and communicate that instruction to a Digital Transaction Card according to established Bluetooth communication protocols. Having selected and activated a particular personality for their Digital Transaction Card using Bluetooth communication facilities, the Digital Transaction Card may be used to effect a transaction with an existing digital transaction network according to any of the currently available protocols and interfaces including magnetic stripe and physical contact with the EMV device contact plate.

[0329] TABLE 3 is a chart of the aforementioned DTC embodiments (414, 416, 418 and 422) depicted in Fig 4D when the EMV device associated with the DTC is software-enhanced detailing the combination of features in each embodiment. It will be understood that this listing of embodiments represents only a selection of possible embodiments and does not represent an exhaustive list of all possible embodiments. In the TABLE 3 below, the tick ✓ symbol signifies that a feature is present, and the cross ✖ symbol signifies that a feature is not present.

TABLE 3

Software-Enhanced (Java EMV with applet)

Embodiment	EMV Device having Modified Contactless Comms Capability	MCU	MCU with NFC Comms Capability	MCU with Bluetooth Comms Capability	Battery	Card Display	Scroll / Enter Keys
414	✓	✗	✗	✗	✗	✗	✗
416	✗	✓	✓	✗	✓	✓	✗
418	✗	✓	✓	✓	✓	4/8 Active Matrix	✗
422	✗	✓	✓	✓	✓	✓ 4/8 Active Matrix	✓

[0330] In the first embodiment in TABLE 3, the DTC (414) requires the use of a Data Assistance Device (DAD) with a modified NFC capability such as a smartphone to communicate data and commands to an applet associated with the EMV device that can establish a secure session between the NFC-enabled DAD and the DTC via a contactless interface. In this regard, the DAD requires an application that establishes a secure session with the DTC. Data sent via the secure session includes APDU packets containing commands, for example Global Platform Commands, or APDU packets containing commands that authorize a management applet on the EMV device to send Global Platform Commands to applets containing card personalities. The commands sent to the management applet may include a sequence of commands to install a new personality or to change an operational parameter or status of an existing personality. DTC (414) further requires software encryption to isolate the EMV external contact plate, as described above with reference to Figures 8A to 8F. The DTC (414) is limited to use with an NFC-enabled phone,

but has the advantage of low cost and low propensity to fail since the DTC does not include an MCU, display or scroll/enter keys.

[0331] DTC (416) also requires the use of a Data Assistance Device (DAD), such as a smartphone, to communicate data and commands to an applet associated with the EMV device that can establish a secure session between the NFC-enabled DAD and the DTC via a contactless interface. The difference between DTCs (414) and (416) is that DTC (416) includes an MCU that can accept wireless communication (e.g. NFC), and can accept a secure session between the DAD and the DTC containing the MCU. The application on the DAD creates a secure session with the MCU within the DTC and data sent via the secure session includes APDU packets containing commands, for example Global Platform Commands, where the MCU forwards the commands to the EMV applet. DTC (416) may further include software encryption to isolate the EMV external contact plate, but also allows hardware encryption involving physical isolation of the EMV contact plate as described above with reference to Figures 8A to 8F. The advantages of using DTC (416) include low to medium cost and low propensity to fail, and includes an MCU that can assist data transfer with a DAD.

[0332] DTC (418) also requires the use of a Data Assistance Device (DAD), such as a smartphone, to communicate data and commands to an applet associated with the EMV device that can establish a secure session between an NFC or Bluetooth enabled DAD and the DTC via a contactless interface. DTC (418) includes an MCU that can accept wireless communication (e.g. Bluetooth and NFC), and can accept a secure session between the DAD and the DTC containing the MCU. The application on the DAD creates a secure session to the MCU within the DTC and data sent via the secure session includes APDU packets containing commands, for example Global Platform Commands, where the MCU forwards the commands to the EMV applet. In addition, DTC (518) is configured to accept commands that authorize the MCU to send APDU packets containing commands, for example Global Platform Commands, to amend parameters pertaining to a personality. DTC (518) may further include software encryption to isolate the EMV external contact plate, or hardware encryption involving physical isolation of the EMV contact plate as described above with reference to Figures 8A-8F. The advantages of using DTC (418) include medium cost, medium propensity to fail, and is not limited to use with an NFC-enabled DAD, but in view of DTC (418) including an MCU and display (420) there is a higher cost associated with production of DTC (518) as compared with DTC (414) and (416).

[0333] When using DTC (422), the skilled addressee will understand that the use of a DAD such as a smartphone is not necessarily required, but may be used, to change the personality of the card. In any event, the DAD is necessary to initially set up the card and download/store multiple personalities, but subsequent to the initial setup, the card itself may be used to change

the operational parameters of a card's personality using the scroll/enter keys (426). The DTC (422) contains an applet, and an MCU that can accept wireless communication (e.g. Bluetooth or NFC), a secure session between the DAD and the DTC containing the MCU (i.e. during the initial setup), and a secure session between the MCU and the EMV for subsequent amendments to the parameters of a personality involving transfer of data between the MCU and EMV (applet or management applet). The MCU is programmed to accept commands from a local interface, which may for example include the scroll/enter keys (426), and convert the keystrokes into commands. The application on the DAD creates a secure session with the MCU within the DTC during the initial setup of the DTC (422) and data sent via the secure session includes APDU packets containing commands, for example Global Platform Commands, where the MCU is authorised to forward the commands onto the EMV applet. In an alternative embodiment, data that is sent via the secure session will consist of commands that authorize the MCU to send APDU packets containing commands to a management applet on the EMV device. The Management applet then sends commands (for example global platform commands) to effect an amendment to an operational parameters or status to the appropriate applet. When the scroll/enter keys (426) are used to change the personality of the DTC (422), transmission is authorized by the local interface that authorizes the MCU to send APDU packets containing authorization commands to either the Management app or Global Platform Commands to the applet containing the card personality / personalities. DTC (422) may further include software encryption to isolate the EMV external contact plate, or hardware encryption involving physical isolation of the EMV contact plate as described above with reference to Figures 9A – 9F.

[0334] DTC (422) has the advantage of locally selecting one from many multiple concurrent personalities stored on the card with no risk of discovery of card details during updates or changes (i.e. changes to status/updates) since card details are not transmitted. In addition, less time is required to effect updates or changes (i.e. changes to status/updates), minimal amounts of data is required to be transferred to effect a change in personality, and the ability to change DTC personalities without the use of a DAD. However, DTC (422) has a higher production cost and due to its complexity may have a higher propensity to fail.

[0335] TABLE 4 is a chart of the abovementioned DTC embodiments (414, 416, 418 and 422) when the EMV device associated with the DTC is firmware-modified, detailing the combination of features that are present in each embodiment. Again, the ✓ symbol signifies that a feature is present, and the * symbol signifies that a feature is not present, and it is to be understood that this listing of embodiments represents only a selection of possible embodiments that may be configured with differing combinations of features and is not intended to represent an exhaustive listing.

TABLE 4

Firmware-Modified EMV Device

Embodiment	EMV Device having Modified Contactless Comms Capability	Multiple Personalities for Single Card Association Scheme	Multiple Personalities for Multiple Card Association Schemes	MCU with NFC Comms Capability	MCU with Bluetooth Comms Capability	Card Display	Scroll / Enter Keys
414	✓	✓	✗	✗	✗	✗	✗
416	✗	✗	✗	✓	✗	✗	✗
418	✗	✓	✓	✓	✓	✓ 4/8 Active Matrix	✗
422	✗	✓	✓	✓	✓	✓ 4/8 Active Matrix	✓

[0336] In the first embodiment in TABLE 4, the DTC (414) requires the use of a Data Assistance Device (DAD) with a modified NFC capability such as a smartphone to communicate data to an EMV device that is firmware-modified. As previously described, a firmware-modified EMV device has an external DTC CPU that includes firmware that is operable to write data (for example, LDTDP data) to staging memory, such that, when the DTPU is activated, the DTPU copies the data to secure record memory (secure element) in the DTPU in a manner that causes the DTC to adopt a particular card personality or assist in conducting a digital transaction in some other way. Data relating to each personality may be stored in memory associated with the DAD, wherein communications between the DAD and DTC may be in the form of instructions to download and copy the data into the secure element for the purpose of updating the personality

of the DTC. The firmware-modified DTC (414) is limited to use with an NFC-enabled DAD and use of an EMV device having modified contactless communications capability in order to securely receive data received from the NFC-enabled DAD, but has the advantage of being able to adopt multiple personalities for a single Card Association Scheme and low cost and low propensity to fail since the DTC (414) does not include an MCU, display or scroll/enter keys.

[0337] The firmware-modified DTC (416) also requires the use of a Data Assistance Device (DAD), such as a smartphone, to communicate data to an EMV device that is firmware-modified as described above. The difference between DTCs (414) and (416) is that DTC (416) includes an MCU that can store data relating to multiple personalities (and/or data that may be relevant to changing some other digital transaction parameter) rather than storing same in the DAD memory, and can accept a secure session between a DAD with wireless connectivity (either NFC or Bluetooth) and the DTC containing the MCU which also has wireless connectivity (either NFC or Bluetooth). The advantages of using the firmware-modified DTC (416) include low cost and low propensity to fail, there being no requirement for an NFC-enabled DAD (in that the MCU can accept communication with a phone that is solely Bluetooth-enabled, for example), the ability to adopt multiple personalities for a single Card Association Scheme, and the presence of an MCU that can assist secure data transfer from the DAD and does not require the use of an EMV device having modified contactless communications capability.

[0338] DTC (418) in TABLE 4 also requires the use of a Data Assistance Device (DAD), such as a smartphone, to communicate data to a firmware-modified EMV device that can establish a secure session between a DAD with wireless connectivity (NFC and/or Bluetooth) and the DTC via a contactless interface. DTC (418) includes an MCU that can accept wireless communication from both NFC and Bluetooth-enabled DADs, and can thereby establish a secure session between a majority of phones and the DTC containing the MCU. The advantages of using DTC (418) include low-to-medium cost, low-to-medium propensity to fail, and there being no requirement to use solely an NFC-enabled DAD, but in view of DTC (418) including an MCU and display (420) there is a higher cost associated with production of DTC (418) as compared with DTC (414) and (416).

[0339] When using the DTC (422) described in TABLE 4, the skilled addressee will understand that the use of a DAD such as a smartphone is not necessarily required, but may be used, to change the personality of the card or to assist in some other way in conducting a digital transaction. In any event, the DAD is necessary to initially set up the card and download/store multiple personalities in the MCU, but subsequent to the initial setup, the card itself may be used to change the operational parameters of a card's personality or to assist the digital transaction in some other way using the scroll/enter keys (426). An MCU is used to accept wireless

communication (both Bluetooth and NFC) from the DAD during an initial setup, and is further programmed to accept commands from a local interface, which may for example include the scroll/enter keys (426), and convert the keystrokes into commands. When the scroll/enter keys (426) are used to change the personality of the DTC (422) or to perform some other task that assists the digital transaction, transmission is authorized by the local interface that authorizes the MCU to select stored data and copy same to the secure element.

[0340] DTC (422) has the advantage of locally selecting one from many multiple concurrent personalities stored on the card with no risk of discovery of card details during updates or changes (i.e. changes to status/updates) since card details are not transmitted. Further advantages include reduced time to effect updates or changes (i.e. changes to status/updates), minimal amounts of data being required to be transferred to effect a change in personality, and the ability to change DTC personalities without the use of a DAD. However, DTC (422) has a higher production cost and due to its complexity may have a higher propensity to fail.

[0341] The reference to any prior art in this specification is not, and should not be taken as, an acknowledgement or any suggestion that the prior art forms part of the common general knowledge.

[0342] Throughout this specification and claims which follow, unless the context requires otherwise, the word “comprise”, and variations such as “comprises” and “comprising”, will be understood to mean the inclusion of a stated integer or step, or group of integers or steps, but not the exclusion of any other integer or step or group of integers or steps.

[0343] It will be understood by persons skilled in the relevant field of technology that numerous variations and/or modifications may be made to the invention as detailed in the embodiments without departing from the spirit or scope of the invention as broadly described. The present embodiments are therefore to be considered in all aspects as illustrative and not restrictive.

THE CLAIMS DEFINING THE INVENTION ARE AS FOLLOWS:

1. Digital transaction apparatus including:
 - a Data Assistance Device (DAD), including:
 - a user interface that is operable to at least select data, and
 - a DAD transmitter;
 - a Digital Transaction Card (DTC), including:
 - a Digital Transaction Processing Unit (DTPU), and
 - a DTC receiver,

wherein the DAD and DTC are operable to transfer data from the DAD to the DTC and when subsequently using the DTC to effect a digital transaction with one or more digital transaction devices, the DTC operates in accordance with the data selected and transferred from the DAD to the DTC,

wherein each digital transaction requires a sufficient verification score for authorization of the transaction, and

the apparatus is operable to obtain at least one verification type, with each verification type having a verification type score, and the verification type score being awarded subsequent to obtaining the corresponding verification type.
2. Digital transaction apparatus according to claim 1, wherein the DAD further includes a receiver and the DTC further includes a transmitter, and as a result, data is transferrable between the DAD and the DTC.
3. Digital transaction apparatus according to either claim 1 or claim 2 wherein the transferred data includes data pertaining to one or more selectable personalities
4. Digital transaction apparatus according to any one of the preceding claims, wherein the selected and transferred data includes one or more instructions.
5. Digital transaction apparatus according to claim 4 wherein the one or more instructions include instructions to change a current personality of the DTC to a personality selected from a plurality of selectable personalities.

6. Digital transaction apparatus according to any one of claims 3 to 5, wherein data pertaining to the plurality of selectable personalities is stored on the DAD, and changing the current personality of the DTC to the selected personality includes:

receiving, by the DAD and by operation of the DAD user interface, the instruction to change the current personality of the DTC to the selected personality;

transmitting, by the DAD transmitter to the DTC receiver, data related to the selected personality; and

implementing, in the DTC, a change from the current personality to the selected personality in accordance with the data such that when the DTC operates with a digital transaction device to effect the digital transaction, the digital transaction device recognises the selected personality.

7. Digital transaction apparatus according to any one of claims 3 to 6, wherein data related to the plurality of selectable personalities is stored on the DTC, and changing the current personality of the DTC to the selected personality includes:

receiving, by the DAD, and by operation of the DAD user interface, the instruction to change the current personality of the DTC to the selected personality;

transmitting, by the DAD transmitter to the DTC receiver, the instruction to change the current personality of the DTC to the selected personality; and

implementing, in the DTC, a change from the current personality to the selected personality in accordance with the instruction such that when the DTC operates with a digital transaction device to effect the digital transaction, the digital transaction device recognises the selected personality.

8. Digital transaction apparatus according to any one of the preceding claims, wherein the DTC includes a user interface.

9. Digital transaction apparatus according to any one of claims 3 to 8, wherein the selected data transferred from the DAD to the DTC including data pertaining to the plurality of selectable personalities and stored on the DTC are individually selectable by operation of the DTC user interface..

10. Digital transaction apparatus according to claim 9 wherein changing a current personality of the DTC to the selected personality includes:

receiving, by operation of the DTC user interface, one or more instructions to change the current personality of the DTC to the selected personality; and

implementing, in the DTC, a change from the current personality to the selected personality in accordance with the one or more instructions such that when the DTC operates with a digital transaction device to effect the digital transaction, the digital transaction device recognises the selected personality.

11. Digital transaction apparatus according to any one of claims 8 to 10, wherein the DTC scroll keys enable user selection of a personality from the plurality of personalities and the display indicates the selectable personality.

12. Digital transaction apparatus according to any one of the preceding claims, wherein the DTC includes a DTC external processor for receiving and storing transferred data.

13. Digital transaction apparatus according to any one of the claims 1 to 12, wherein the DTC includes a display for displaying information.

14. Digital transaction apparatus according to any one of the preceding claims, wherein the DTPU is an EMV device operating in accordance with firmware wherein the firmware has been modified to enable the EMV device to receive and execute an expanded set of commands that, when executed, allows the writing of data to a secure memory element of the EMV device.

15. Digital transaction apparatus according to any one of claims 1 to 13, wherein the DTPU is an EMV device including a software module having instruction code which, when executed, causes the EMV device to receive and execute commands according to the Global Platform Standard Command set including commands to install an Applet displaying a credit card personality.

16. Digital transaction apparatus according to either claim 14 or claim 15, wherein a digital transaction device interfaces with the EMV device by physical connection with contact terminals of the EMV device, or by contactless connection (ISO 14443 Standard), or by interaction between a magnetic stripe reader associated with the digital transaction device and a magnetic stripe of the DTC.

17. Digital transaction apparatus according to claim 16, wherein the DTC is a wearable device including a watch, a wrist band, a ring or an item of jewellery.

18. Digital transaction apparatus according to either claim 16 or claim 17, wherein the digital transaction device is any one or more of a POS/EFTPOS terminal, an ATM, an internet connected computer or a personal computer.

19. Digital transaction apparatus according to any one of claims 3 to 18, wherein the personality is any one or more of:

a credit card;

a debit card;

a bank account;

a store card;

a passport;

an identity card;

an age verification card;

a closed loop store card;

a loyalty card;

a library card;

a public transport card;

a government agency card;

a driver's licence, or

any other card or document for the purpose of identifying an owner of the card or document.

20. Digital transaction apparatus according to any one of the preceding claims, wherein the DAD is any one or more of:

a smartphone;

a computer tablet;

a laptop;

a personal computer (PC);

a wearable device including a smart watch;

a FOB device; or

any other processing device including a user interface and operable to transmit instructions to a DTC.

21. A Data Assistance Device (DAD) including:

a user interface that is operable to at least select data; and

a DAD transmitter that is operable to transfer data from the DAD to a receiver associated with a Digital Transaction Card (DTC),

wherein the data that is selected and transferred to the DTC causes the DTC to operate in accordance with the selected data when the DTC is subsequently used to effect a digital transaction with one or more digital transaction devices,

each digital transaction requiring a sufficient verification score for authorization of the transaction,

and the DAD and/or the DTC being operable to obtain at least one verification type, with each verification type having a verification type score, and the verification type score being awarded subsequent to obtaining the corresponding verification type.

22. A DAD according to claim 21 wherein the DAD further includes a receiver.

23. A Digital Transaction Card (DTC) including:

a Digital Transaction Processing Unit (DTPU); and

a DTC receiver that is operable to receive user-selected data from a transmitter associated with a Data Assistance Device (DAD),

wherein the user-selected data that is received causes the DTC to operate in accordance with the user-selected data when the DTC is subsequently used to effect a digital transaction with one or more digital transaction devices,

each digital transaction requiring a sufficient verification score for authorization of the transaction, and

the DAD and/or DTC being operable to obtain at least one verification type, with each verification type having a verification type score, and the verification type score being awarded subsequent to obtaining the corresponding verification type.

24. A digital transaction apparatus according to claim 23 wherein the DTC further includes a transmitter.

25. A digital transaction method including:

selecting data, by a user interface of a Data Assistance Device (DAD);

transferring the selected data by a DAD transmitter associated with the DAD to a receiver associated with a Digital Transaction Card (DTC) having a Digital Transaction Processing Unit (DTPU); and

effecting, by the DTC, a digital transaction with one or more digital transaction devices, wherein the DTC operates in accordance with the data selected and transferred from the DAD to the DTC, and

each digital transaction requiring a sufficient verification score for authorization of the transaction, and

the DAD and/or the DTC being operable to obtain at least one verification type, with each verification type having a verification type score, and the verification type score being awarded subsequent to obtaining the corresponding verification type,

the method further including:

operating the DAD and/or the DTC to obtain at least one verification type, and

operating the DAD and/or the DTC to award a verification type score for the obtained verification type.

26. A digital transaction method according to claim 25, wherein the selected and transferred data includes one or more instructions.

27. A digital transaction method according to claim 26, wherein the selected and transferred data pertains to a plurality of selectable personalities and changing the current personality of the DTC to a selected personality includes:

receiving, by the DAD and by operation of the DAD user interface, an instruction to change the current personality of the DTC to the selected personality;

transmitting, by the DAD transmitter to the DTC receiver, data pertaining to the selected personality; and

implementing, in the DTC, a transferred change from the current personality to the selected personality in accordance with the data such that when the DTC operates with a digital transaction device to effect a digital transaction, the digital transaction device recognises the selected personality.

28. A digital transaction method according to claim 25, wherein the DTC includes a user interface including enter and scroll keys and data that is selected and transferred to the DTC pertains to a plurality of selectable personalities, the method further including:

selecting, by the DTC user interface, a personality of the plurality of selectable personalities and causing the DTC to subsequently adopt the selected personality.

29. A digital transaction method according to claim 28, wherein changing a current personality of the DTC to the selected personality includes:

receiving, by operation of the DTC user interface, one or more instructions to change the current personality of the DTC to the selected personality; and

implementing, in the DTC, a change from the current personality to the selected personality in accordance with the one or more instructions such that when the DTC operates with a digital transaction device to effect the digital transaction, the digital transaction device recognises the selected personality.

30. A digital transaction method according to any one of claims 26 to 29, wherein the DTPU is an EMV device and implementing the change from the current personality to the selected personality includes writing the data pertaining to the selected personality to a secure memory element of the EMV device such that when an EMV device is activated, the EMV device reads the data in the secure memory element thereby causing the DTC to adopt the selected personality.

31. A digital transaction method according to any one of claims 26 to 29, wherein the DTPU is an EMV device including a software module having instruction code, the method further including executing the instruction code which causes the EMV device to receive and execute

Global Platform Standard Commands that cause the EMV device to implement the change from the current personality to the selected personality.

32. A method of operating a Data Assistance Device (DAD), including:

selecting data, by a user interface of the DAD, and

transferring the selected data, by a DAD transmitter associated with the DAD to a receiver associated with a Digital Transaction Card (DTC) having a Digital Processing Unit (DTPU);

wherein the DTC operates in accordance with the selected and transferred data when the DTC is subsequently used to effect a digital transaction with one or more digital transaction devices,

each digital transaction requiring a sufficient verification score for authorization of the transaction, and the DAD being operable to obtain at least one verification type, with each verification type having a verification type score, and the verification type score being awarded subsequent to obtaining the corresponding verification type,

the method further including, operating the DAD to obtain at least one verification type, and operating the DAD to award a verification type score for the obtained verification type.

33. A method of operating a Digital Transaction Card (DTC), including:

receiving, from a Data Assistance Device (DAD), data including user-selected data;

effecting, by the DTC, a digital transaction with one or more digital transaction devices wherein the DTC operates in accordance with the user-selected data,

each digital transaction requiring a sufficient verification score for authorization of the transaction, and

the DTC being operable to obtain at least one verification type, with each verification type having a verification type score, and the verification type score being awarded subsequent to obtaining the corresponding verification type,

the method further including:

operating the DTC to obtain at least one verification type, and

operating the DTC to award a verification type score for the obtained verification type.

34. A method according to claim 33, further including:

receiving, by the DTC, one or more applets containing data and/or instructions defining at least one personality enabling the DTC to effect the digital transaction with the at least one personality.

35. A computer-readable medium storing one or more instructions that, when executed by one or more processors associated with a Data Assistance Device (DAD), cause the one or more processors to:

select data, by a user interface of the DAD; and

transfer the selected data, by a DAD transmitter to a receiver associated with a Digital Transaction Card (DTC) having a Digital Transaction Processing Unit (DTPU);

wherein the DTC operates in accordance with the selected and transferred data when the DTC is subsequently used to effect a digital transaction with one or more digital transaction devices,

each digital transaction requiring a sufficient verification score for authorization of the transaction,

wherein each one or more instructions further cause the DAD and/or the DTC to obtain at least one verification type, with each verification type having a verification type score, and the verification type score being awarded subsequent to obtaining the corresponding verification type,

the one or more instructions further causing the DAD and/or the DTC to obtain at least one verification type, and award a verification type score for the obtained verification type.

36. A computer-readable medium storing one or more instructions that, when executed by one or more processors associated with a Digital Transaction Card (DTC), cause the one or more processors to:

receive user selected data, from a Data Assistance Device (DAD); and

subsequently effect a digital transaction with one or more digital transaction devices wherein the DTC operates in accordance with the user-selected data,

each digital transaction requiring a sufficient verification score for authorization of the transaction,

wherein each one or more instructions further cause the DAD and/or the DTC to obtain at least one verification type, with each verification type having a verification type score, and the verification type score being awarded subsequent to obtaining the corresponding verification type,

the one or more instructions further causing the DAD and/or the DTC to obtain at least one verification type, and award a verification type score for the obtained verification type.

37. A computer-readable medium according to claim 36, wherein the instruction further causes the one or more processors to:

receive one or more applets containing data and/or instructions defining at least one personality enabling the DTC to effect a transaction with the at least one personality.

38. A method including:

receiving, from an issuing authority, a DTC configured to operate in accordance with any one of claims 1 to 19 and claims 22 to 23.

39. A method including:

issuing, by an issuing authority, a DTC configured to operate in accordance with any one of claims 1 to 19 and claims 22 to 23.

40. A method including:

receiving, from an issuing authority, a DTC configured to operate in accordance with the method of any one of claims 25 to 31 and claims 33 to 34.

41. A method including:

issuing, by an issuing authority, a DTC configured to operate in accordance with the method of any one of claims 25 to 31 and claims 33 to 34.

42. A method including:

issuing, by an issuing authority, operating code, including software and/or firmware, to a Data Assistance Device (DAD) and/or a Digital Transaction Card (DTC) to enable the DAD and/or DTC to operate in accordance with any one of claims 1 to 24.

43. A method including:

issuing, by an issuing authority, operating code, including software and/or firmware, to a Data Assistance Device (DAD) and/or a Digital Transaction Card (DTC) to enable the DAD and/or DTC to operate in accordance with the method of any one of claims 25 to 34.

44. Digital transaction apparatus operable to perform at least one digital transaction with one or more digital transaction devices, each digital transaction requiring a sufficient verification score for authorization of the transaction, the digital transaction apparatus including:

a Data Assistance Device (DAD) including, a user interface, and, a DAD transceiver, the digital transaction apparatus also including:

a Digital Transaction Card (DTC), including, a DTC transceiver, a Digital Transaction Processing Unit (DTPU),

the apparatus operable to obtain at least one verification type, with each verification type having a verification type score, and the verification type score being awarded subsequent to obtaining the corresponding verification type.

45. A method of operating a digital transaction apparatus, the digital transaction apparatus operable to perform at least one digital transaction with one or more digital transaction devices, each digital transaction requiring a sufficient verification score for authorization of the transaction, the digital transaction apparatus including:

a Data Assistance Device (DAD) including, a user interface and a DAD transceiver, the digital transaction apparatus also including:

a Digital Transaction Card (DTC), including, a DTC transceiver, a Digital Transaction Processing Unit (DTPU),

the apparatus operable to obtain at least one verification type, with each verification type having a verification type score, and the verification type score being awarded subsequent to obtaining the corresponding verification type,

the method including:

operating the apparatus to obtain at least one verification type, and

operating the apparatus to award a verification type score for the obtained verification type.

46. Digital transaction apparatus operable to perform at least one digital transaction with one or more digital transaction devices, each digital transaction device connectable for data transfer with a transaction processing entity, and each digital transaction requiring a sufficient verification score for authorization of the transaction, the digital transaction apparatus including:

a Data Assistance Device (DAD) including, a user interface, and, a DAD transceiver, the digital transaction apparatus also including:

a Digital Transaction Card (DTC), including, a DTC transceiver, and, a Digital Transaction Processing Unit (DTPU),

the apparatus operable to obtain at least one verification type, with each verification type having a verification type score, and the verification type score being awarded subsequent to obtaining the corresponding verification type being obtained.

47. A method of operating a digital transaction apparatus, the digital transaction apparatus operable to perform at least one digital transaction with one or more digital transaction devices, each digital transaction device connectable for data transfer with a transaction processing entity, and each digital transaction requiring a sufficient verification score for authorization of the transaction, the digital transaction apparatus including:

a Data Assistance Device (DAD) including, a user interface, and, a DAD transceiver, the digital transaction apparatus also including:

a Digital Transaction Card (DTC), including, a DTC transceiver, and, a Digital Transaction Processing Unit (DTPU),

the apparatus operable to obtain at least one verification type, with each verification type having a verification type score, and the verification type score being awarded subsequent to obtaining the corresponding verification type being obtained,

the method including:

operating the apparatus to obtain at least one verification type, and

operating the apparatus to award a verification type score for the obtained verification type.

48. A digital transaction apparatus operable to perform at least one digital transaction with one or more digital transaction devices, each digital transaction device connectable for data transfer with a transaction processing entity, and each digital transaction requiring a sufficient verification score for authorization of the transaction, the digital transaction apparatus including:

a Data Assistance Device (DAD) including, a user interface, and, a DAD transceiver, the digital transaction system also including:

a Digital Transaction Card (DTC), including, a DTC transceiver, and, a Digital Transaction Processing Unit (DTPU),

the apparatus operable to select the required verification score for each digital transaction.

49. A method of operating a digital transaction apparatus, the digital transaction apparatus operable to perform at least one digital transaction with one or more digital transaction devices, each digital transaction device connectable for data transfer with a transaction processing entity, and each digital transaction requiring a sufficient verification score for authorization of the transaction, the digital transaction apparatus including:

a Data Assistance Device (DAD) including, a user interface, and, a DAD transceiver, the digital transaction apparatus also including:

a Digital Transaction Card (DTC), including, a DTC transceiver, and, a Digital Transaction Processing Unit (DTPU),

the apparatus operable to select the required verification score for each digital transaction,

the method including, a user operating the apparatus to select a required verification score for a digital transaction.

Figure 1

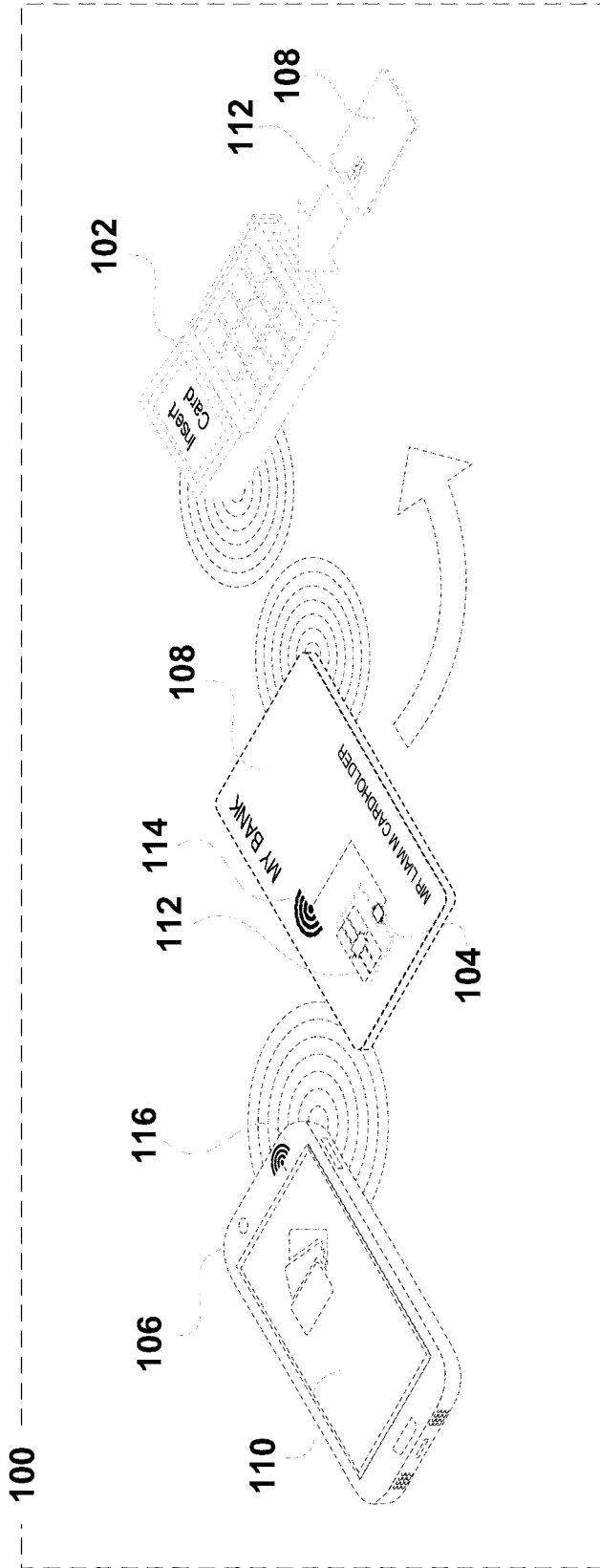


Figure 2A

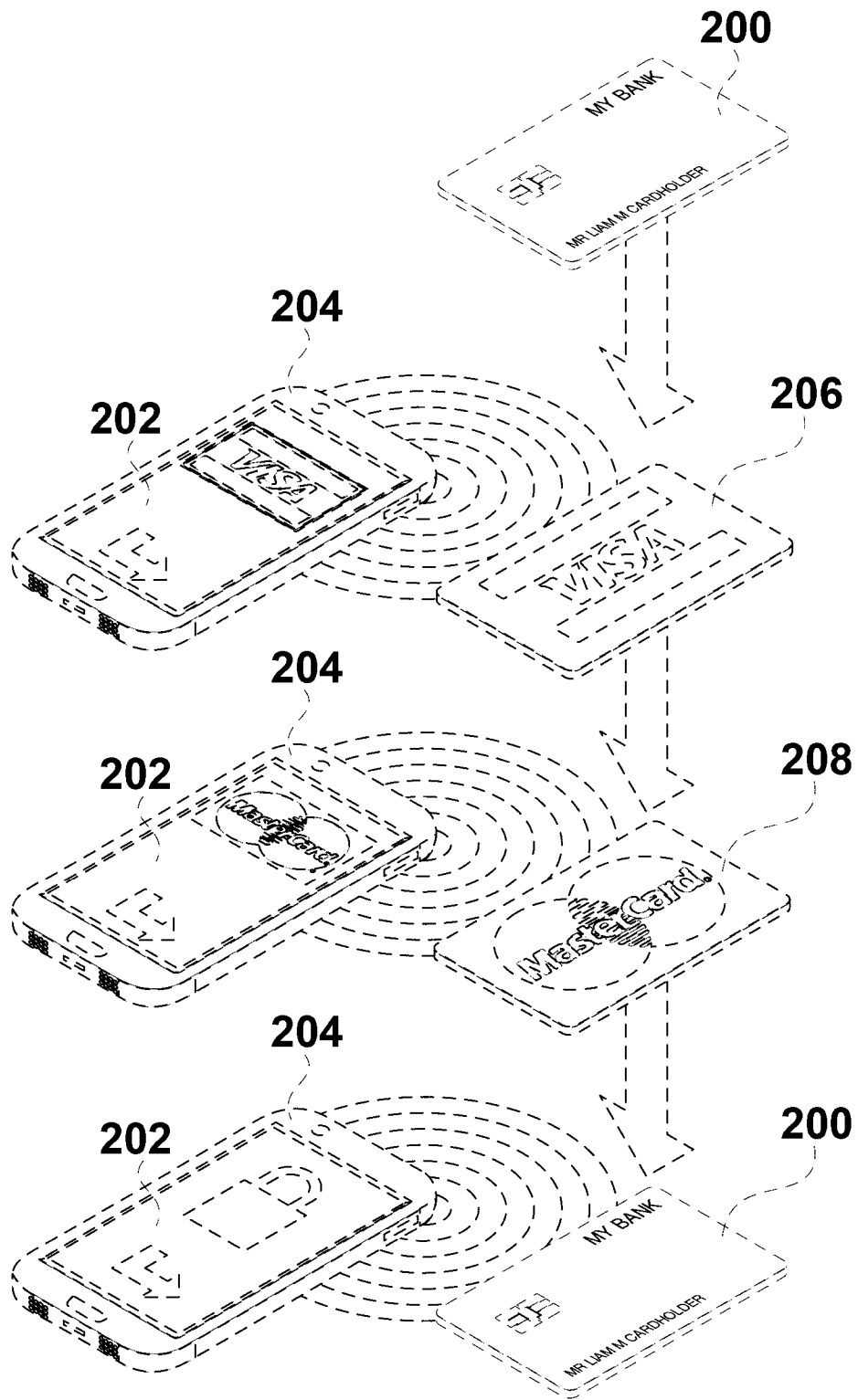


Figure 2B

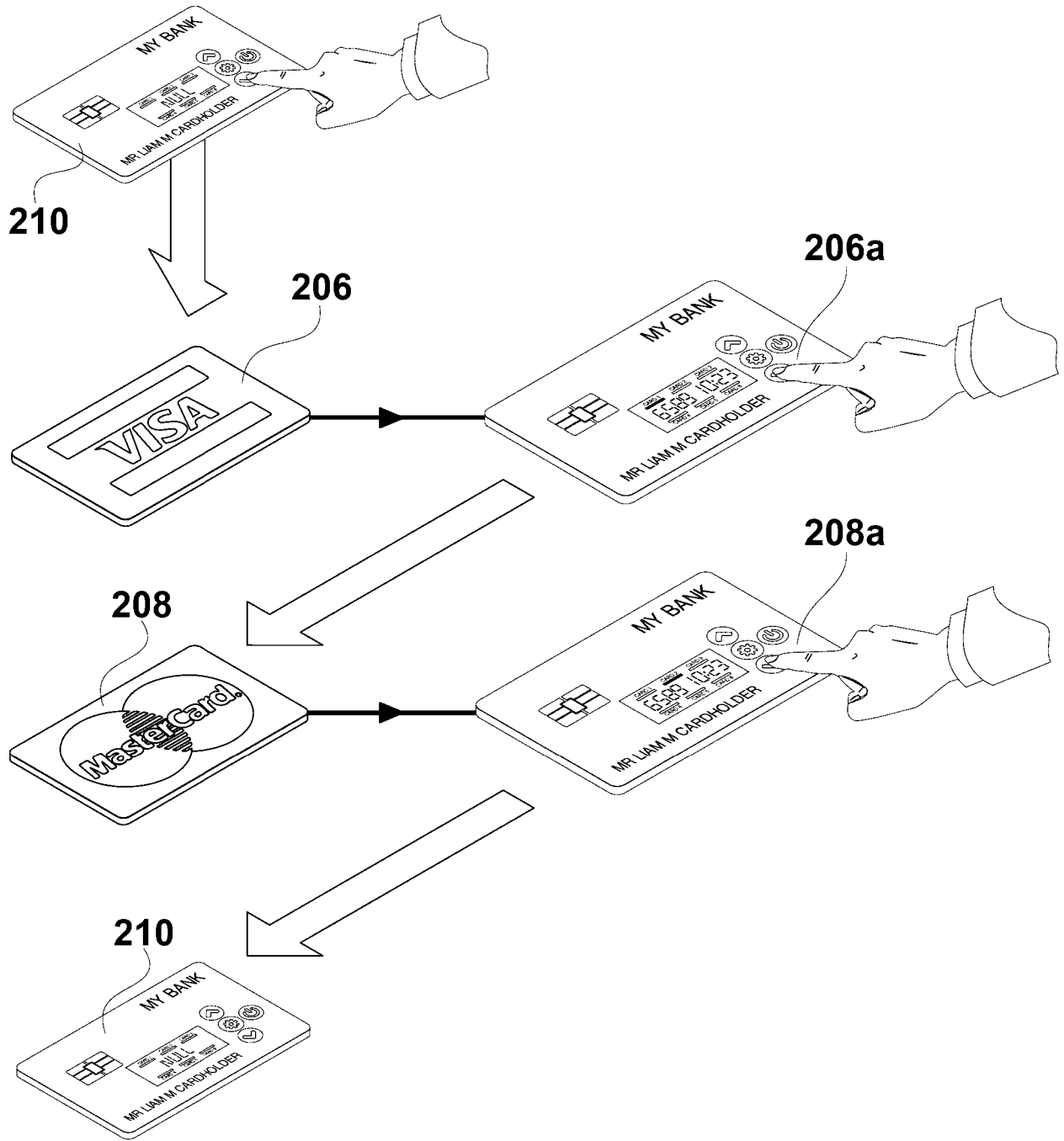
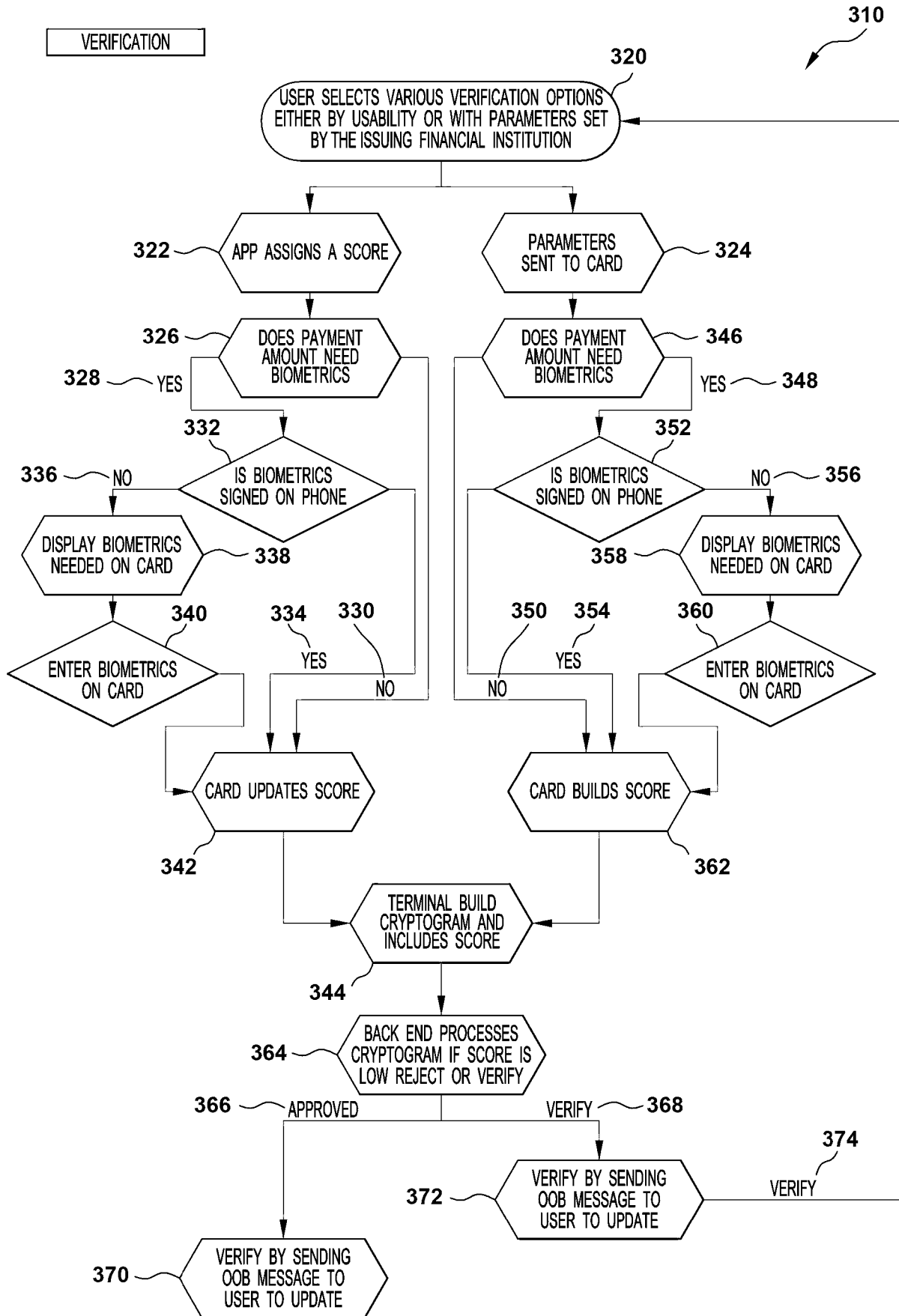


Figure 3



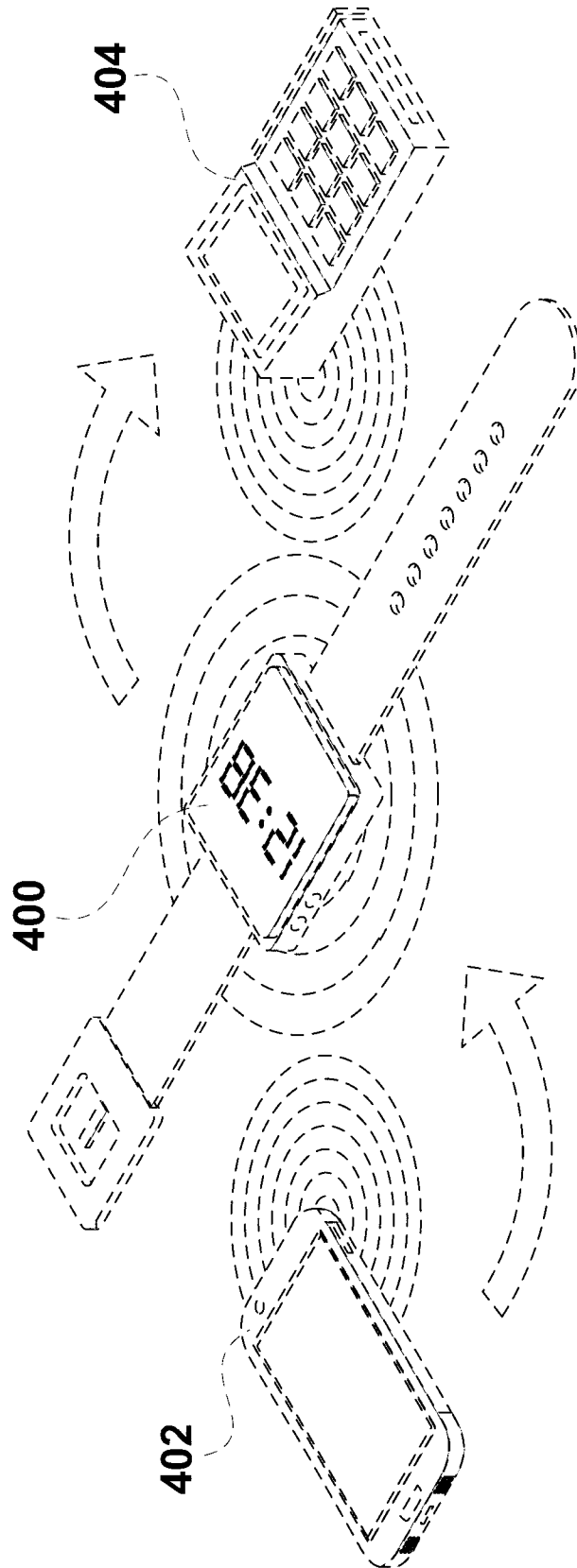


Figure 4A

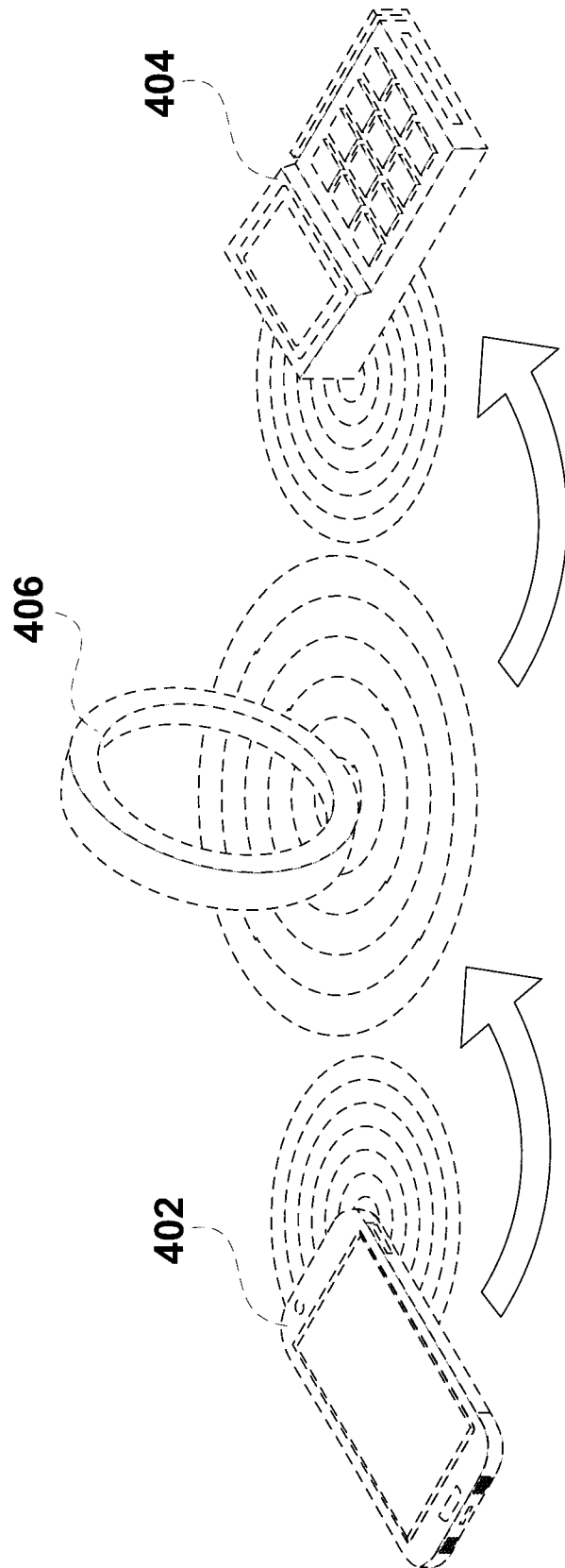


Figure 4B

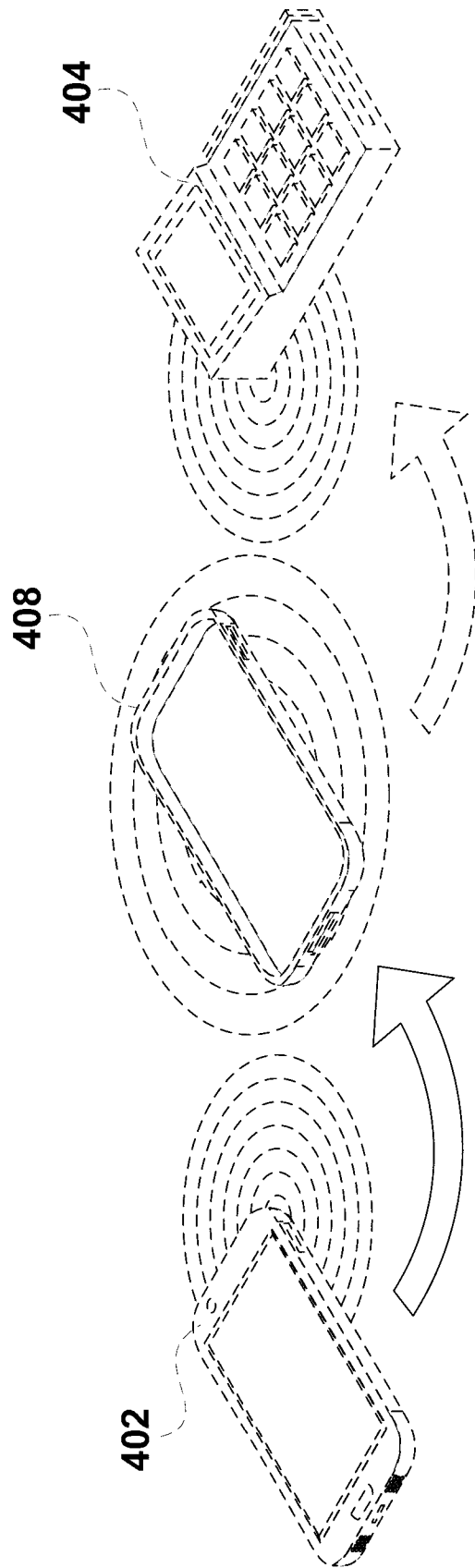
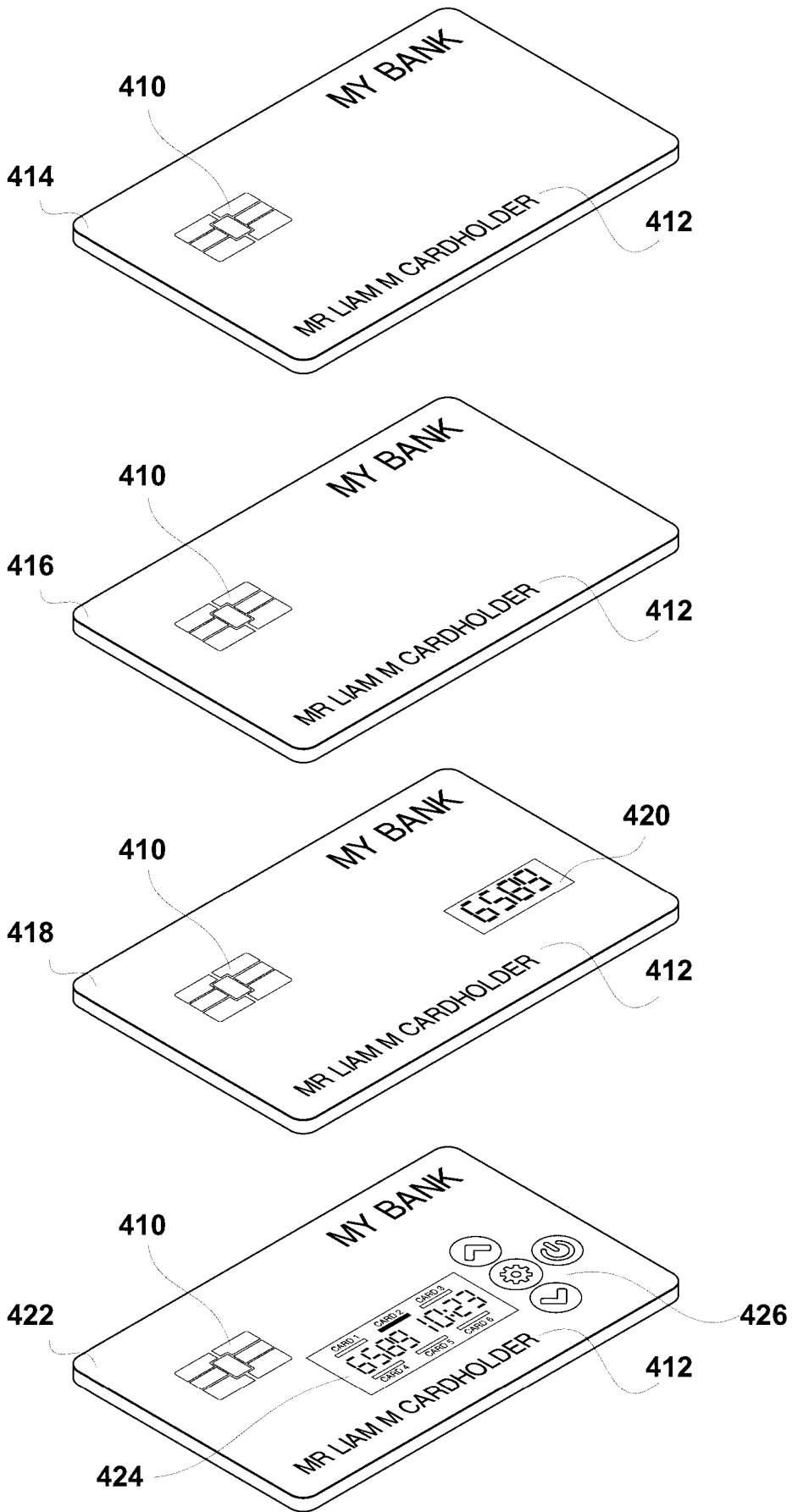


Figure 4C

Figure 4D

8/21



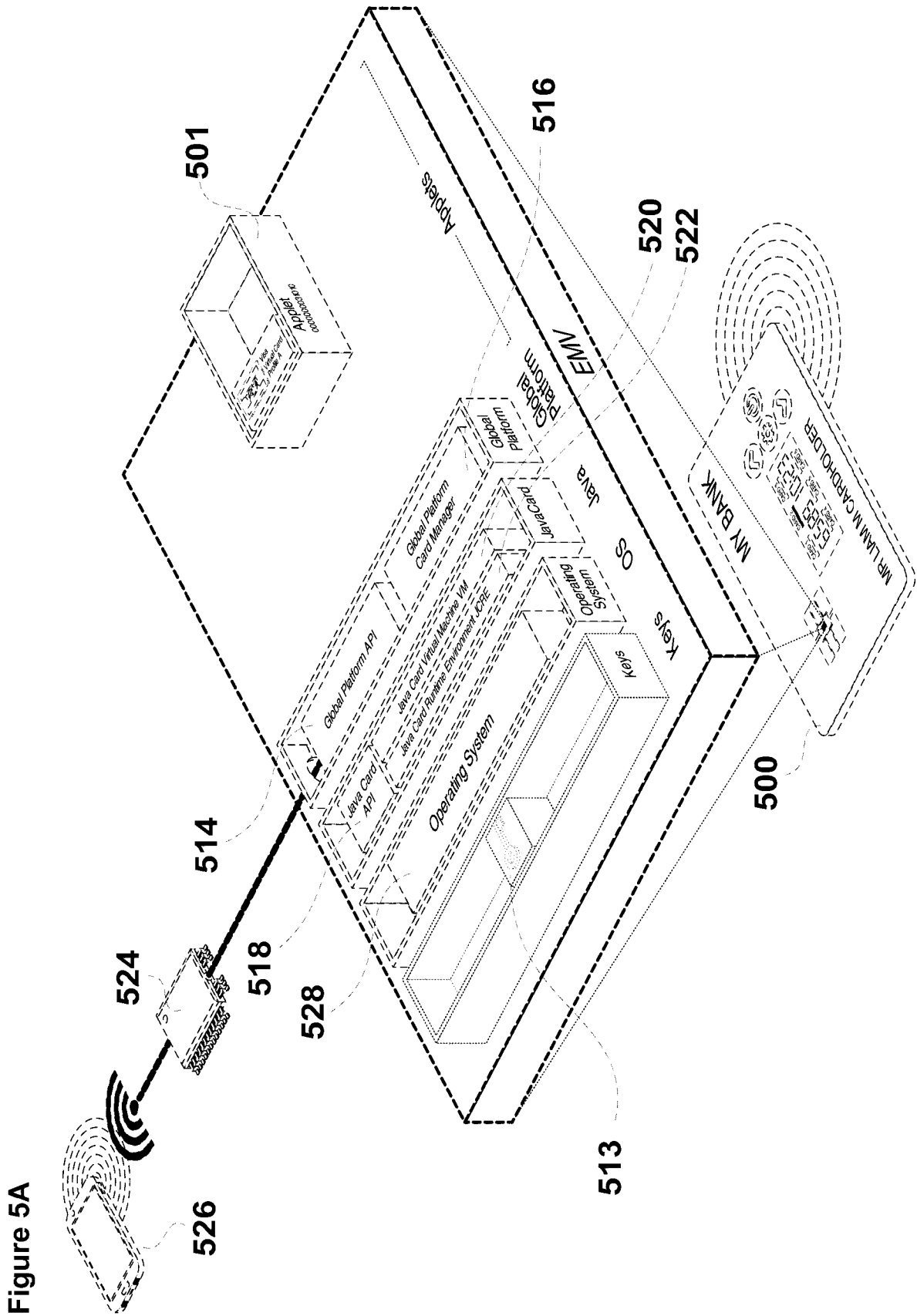


Figure 5A

10/21

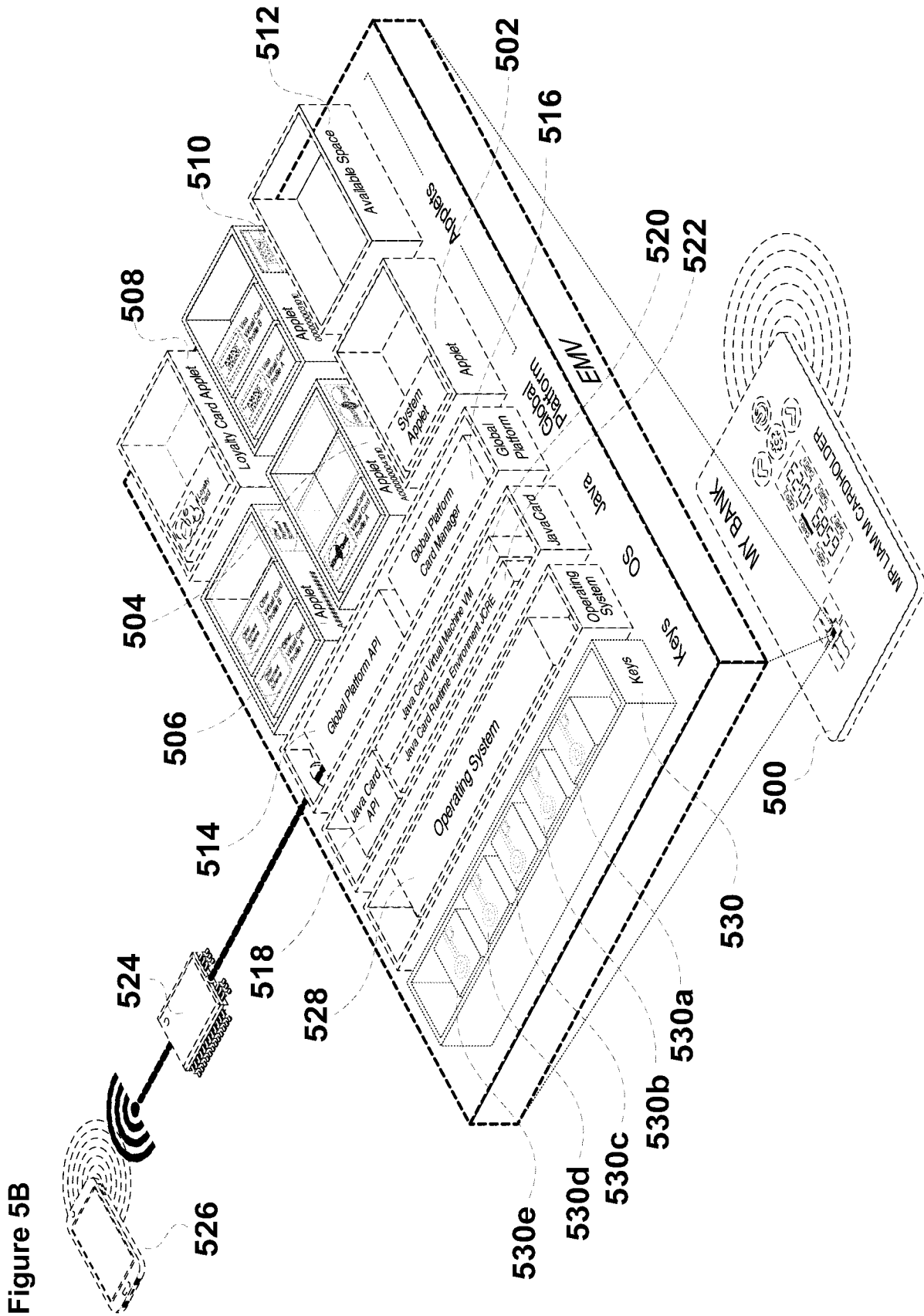


Figure 5B

Figure 6A

11/21

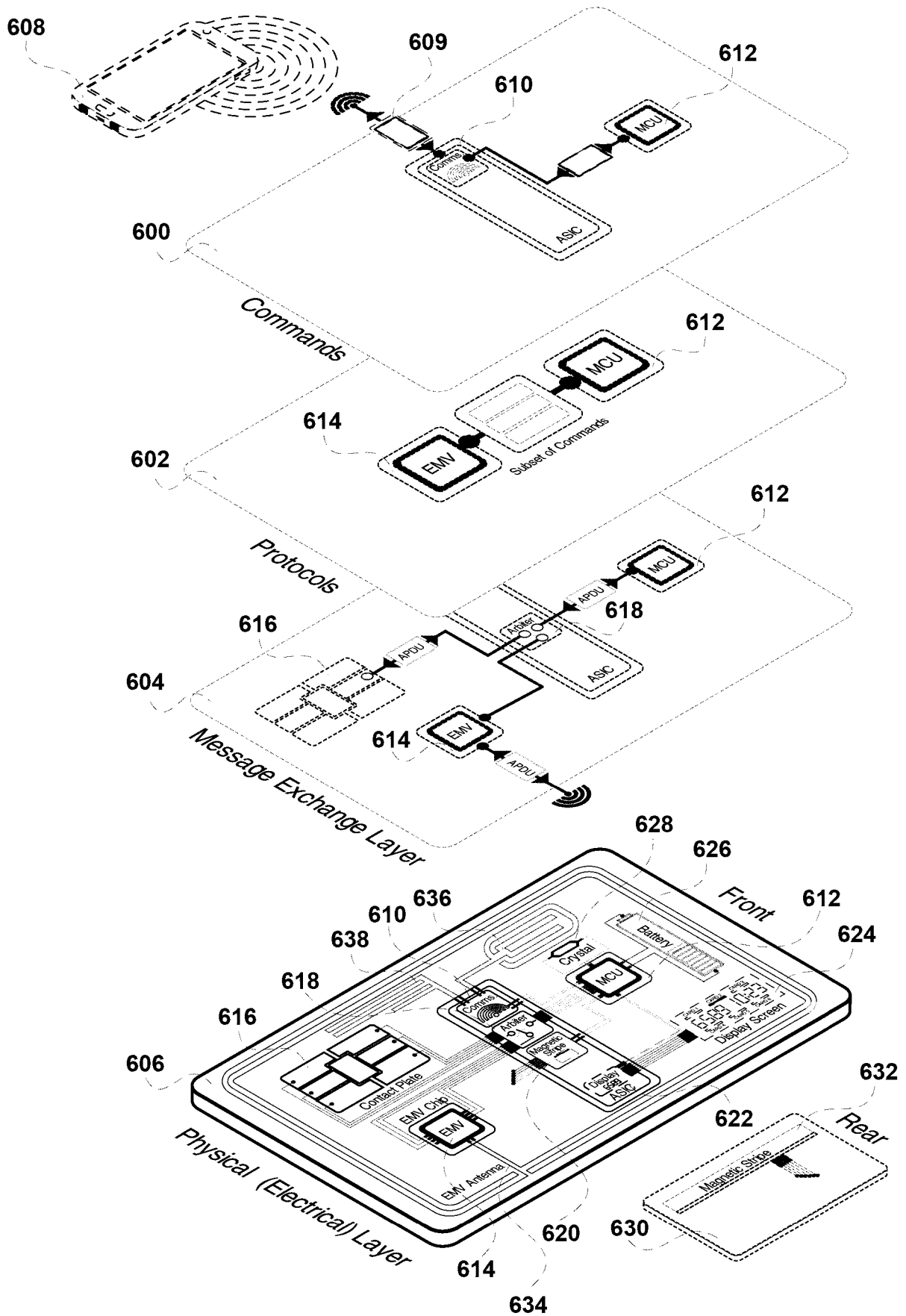
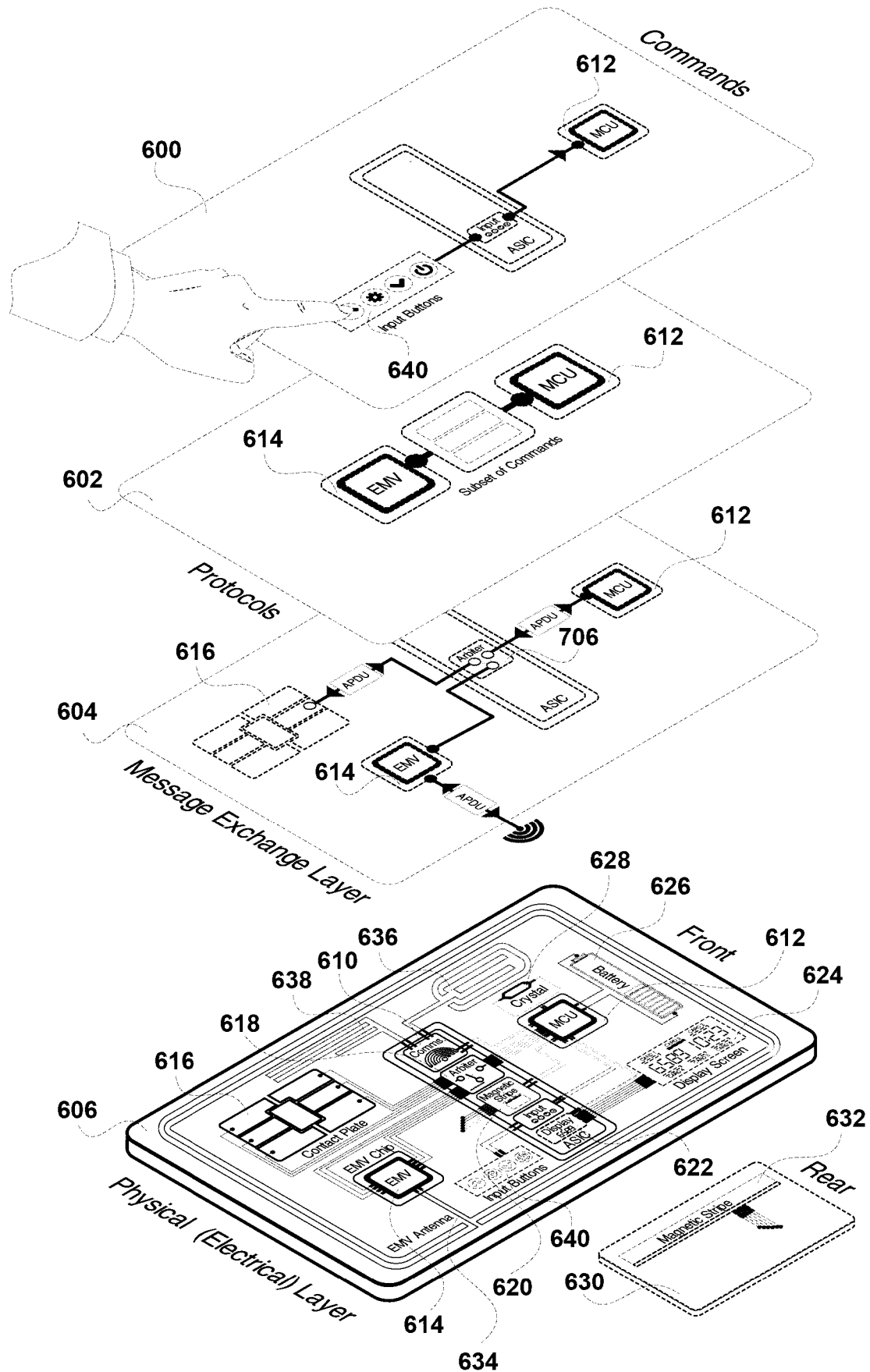


Figure 6B



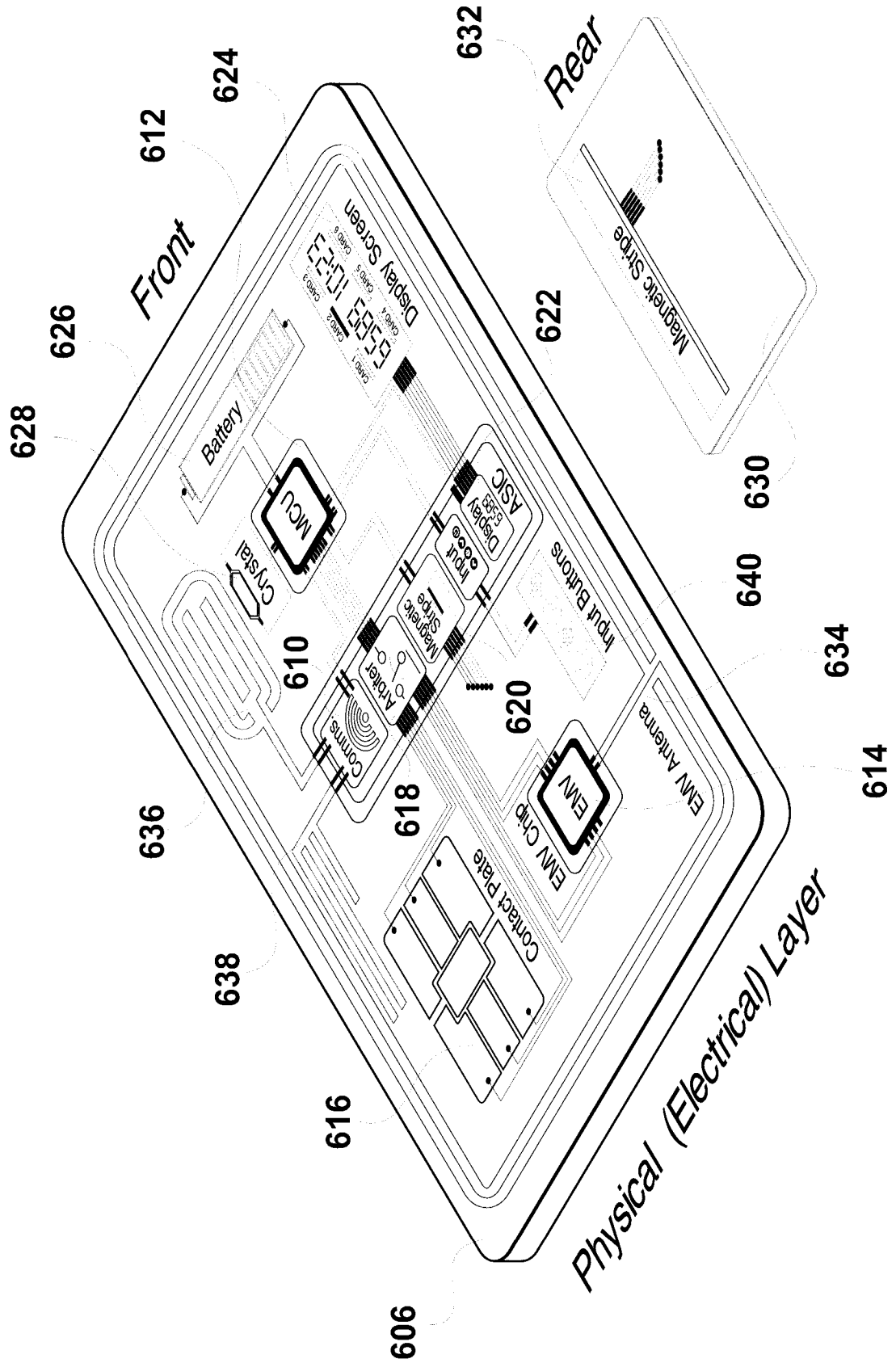


Figure 6C

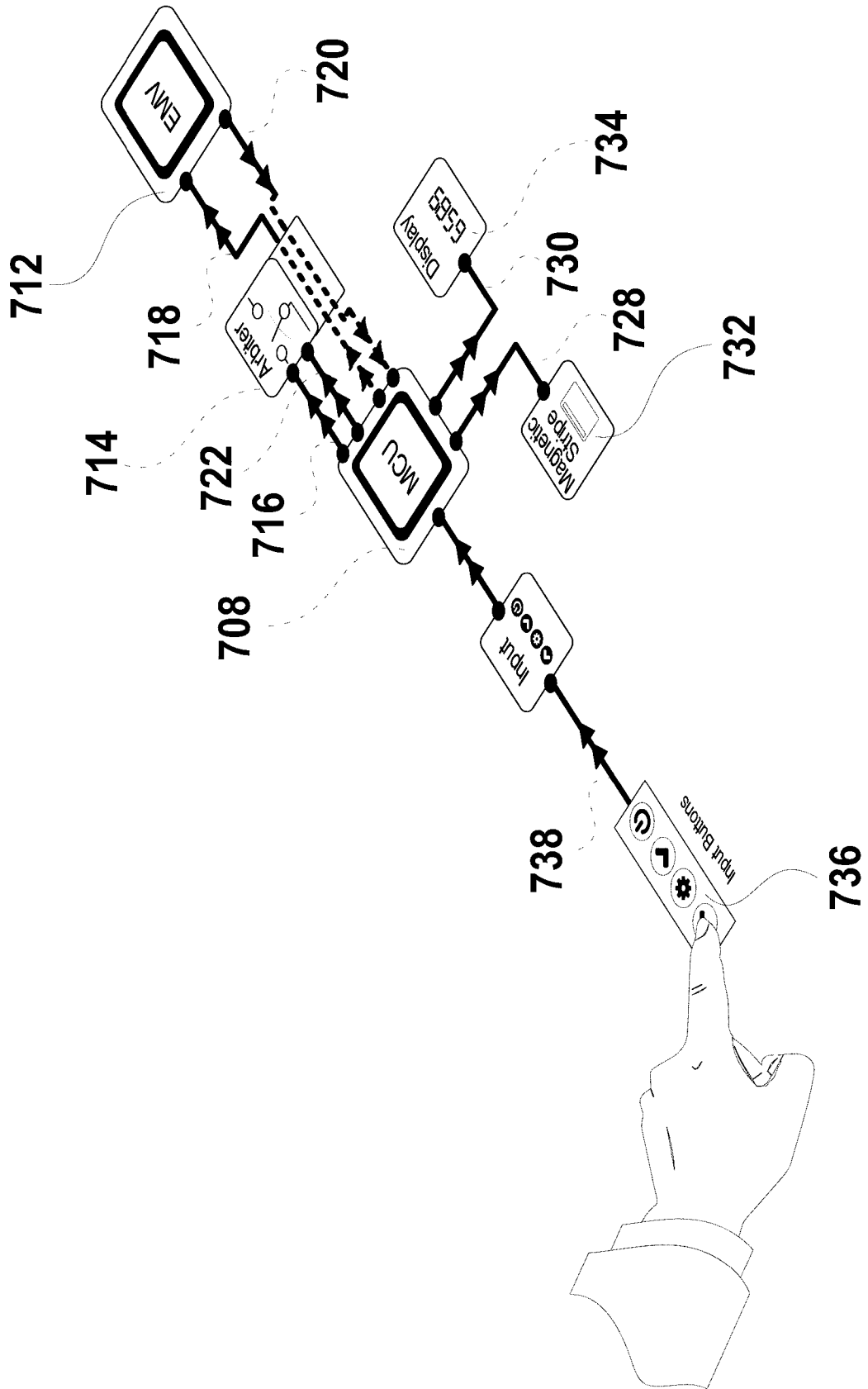


Figure 7B

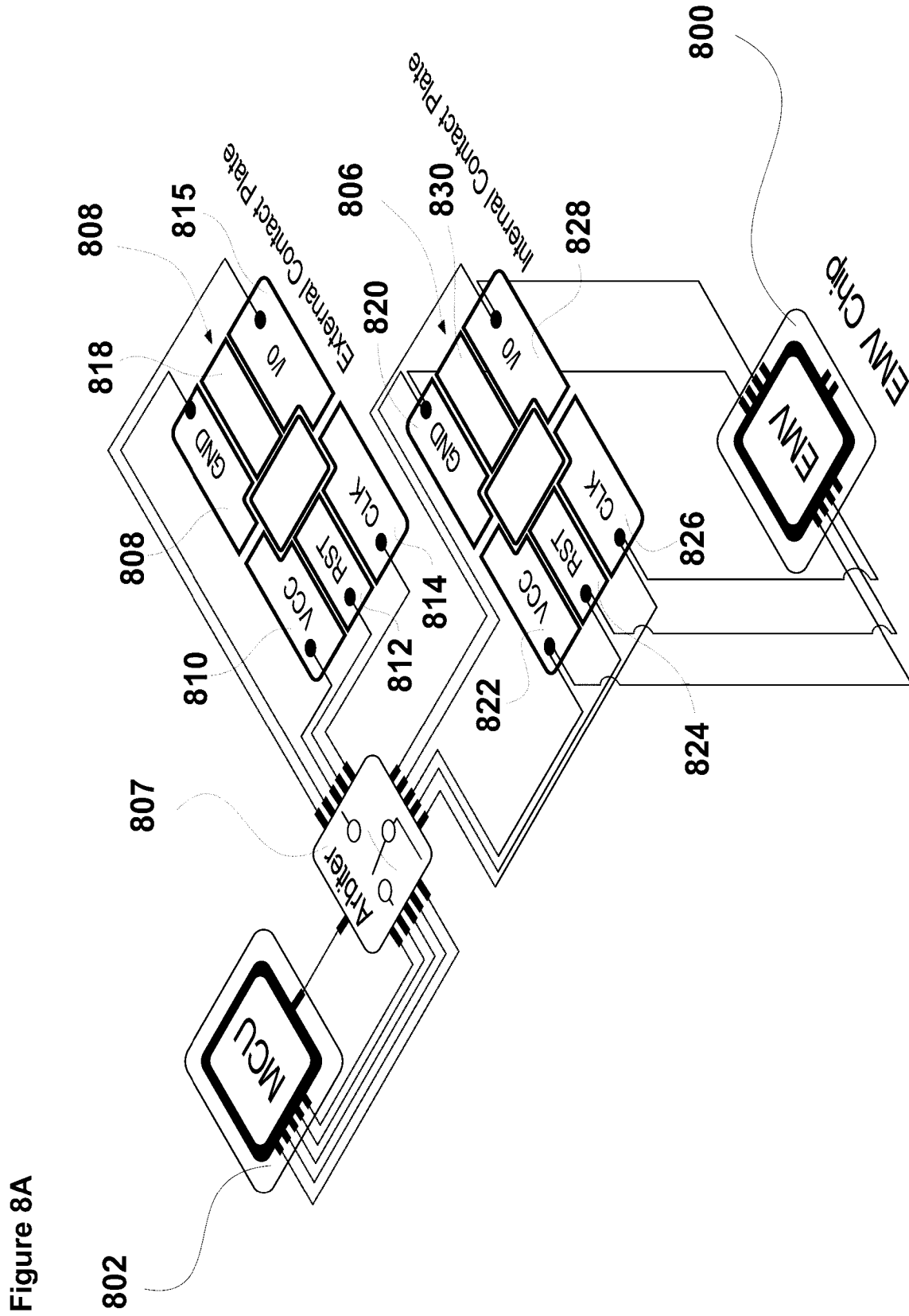


Figure 8A

Figure 8B

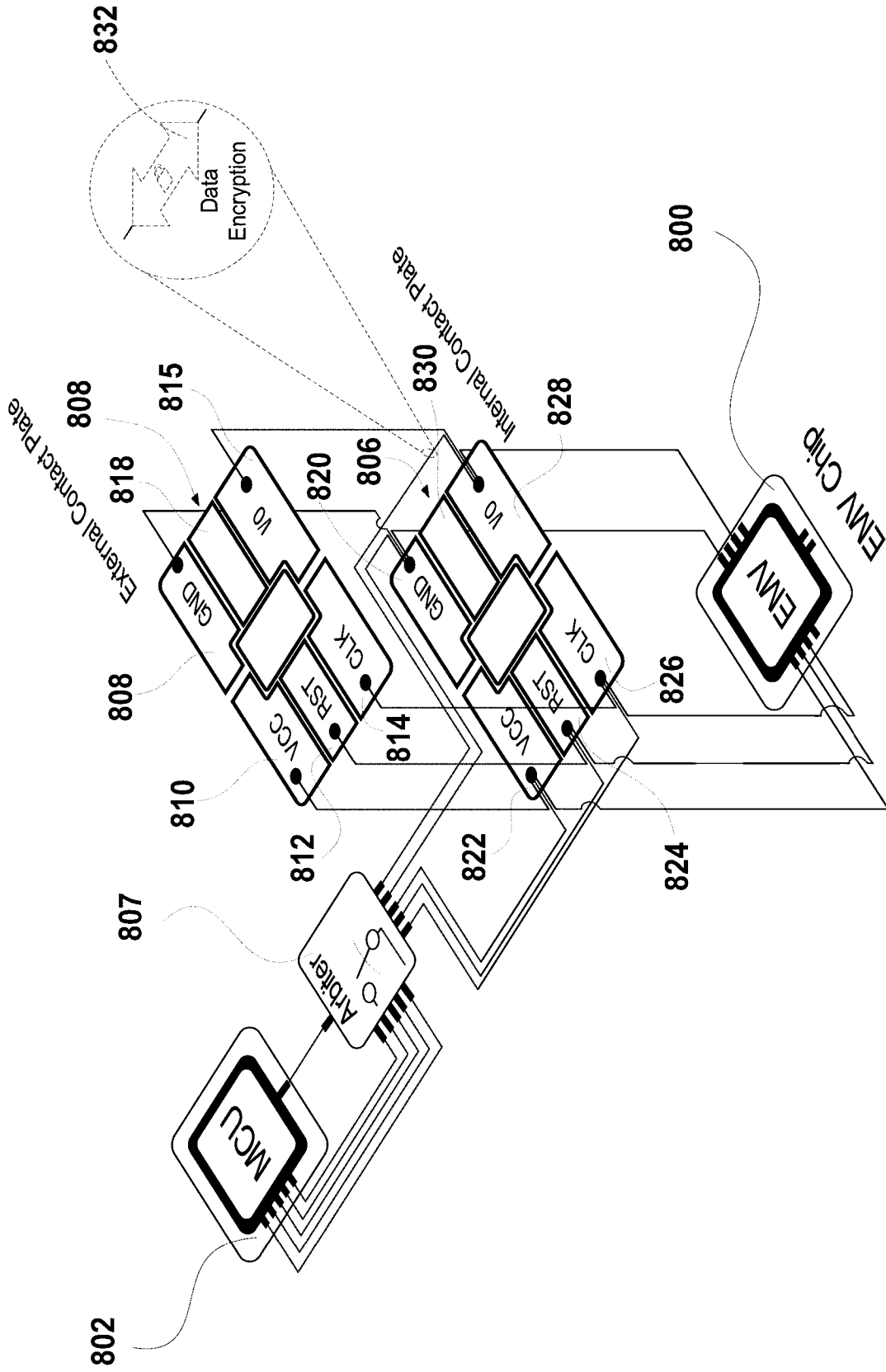
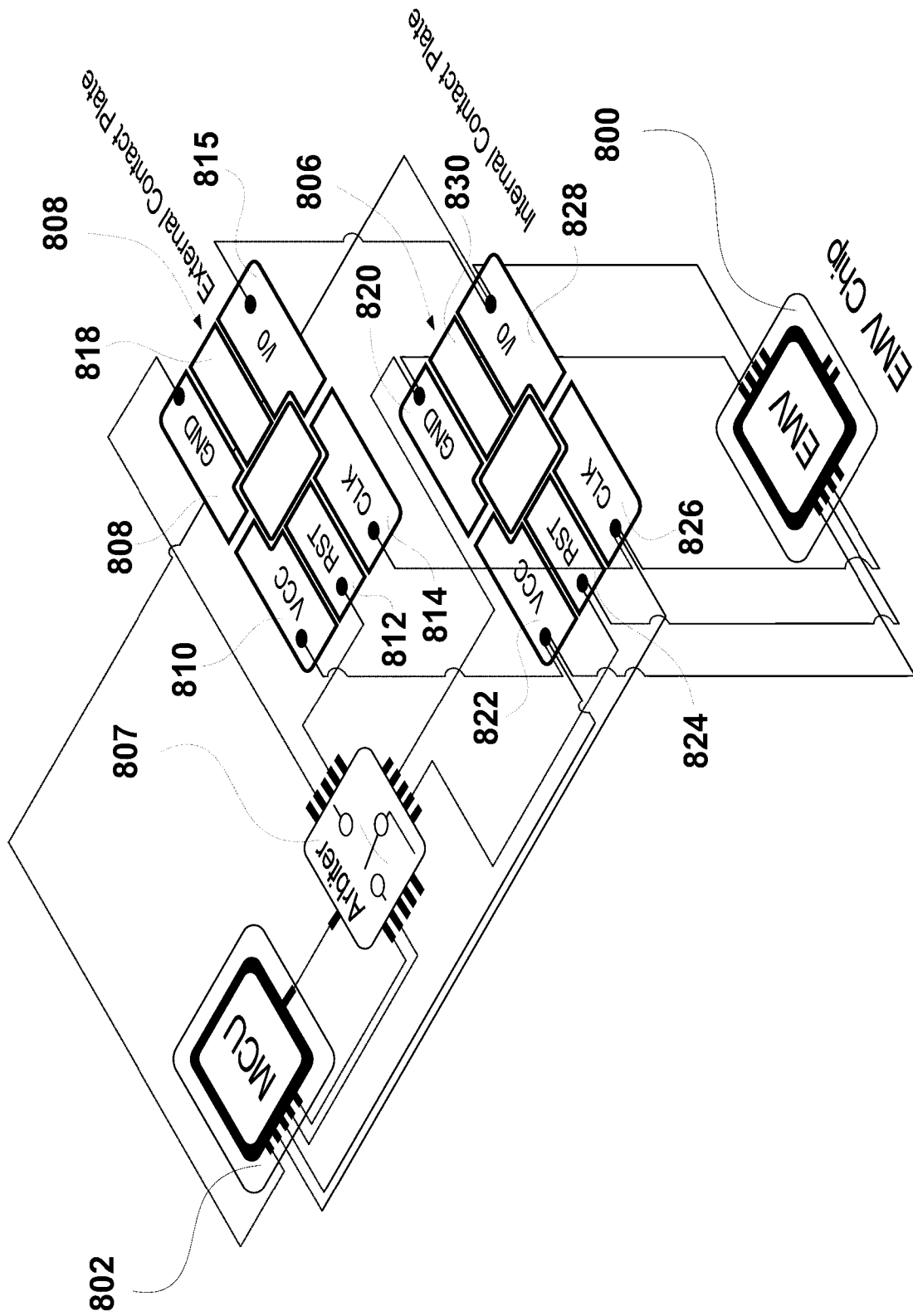


Figure 8C



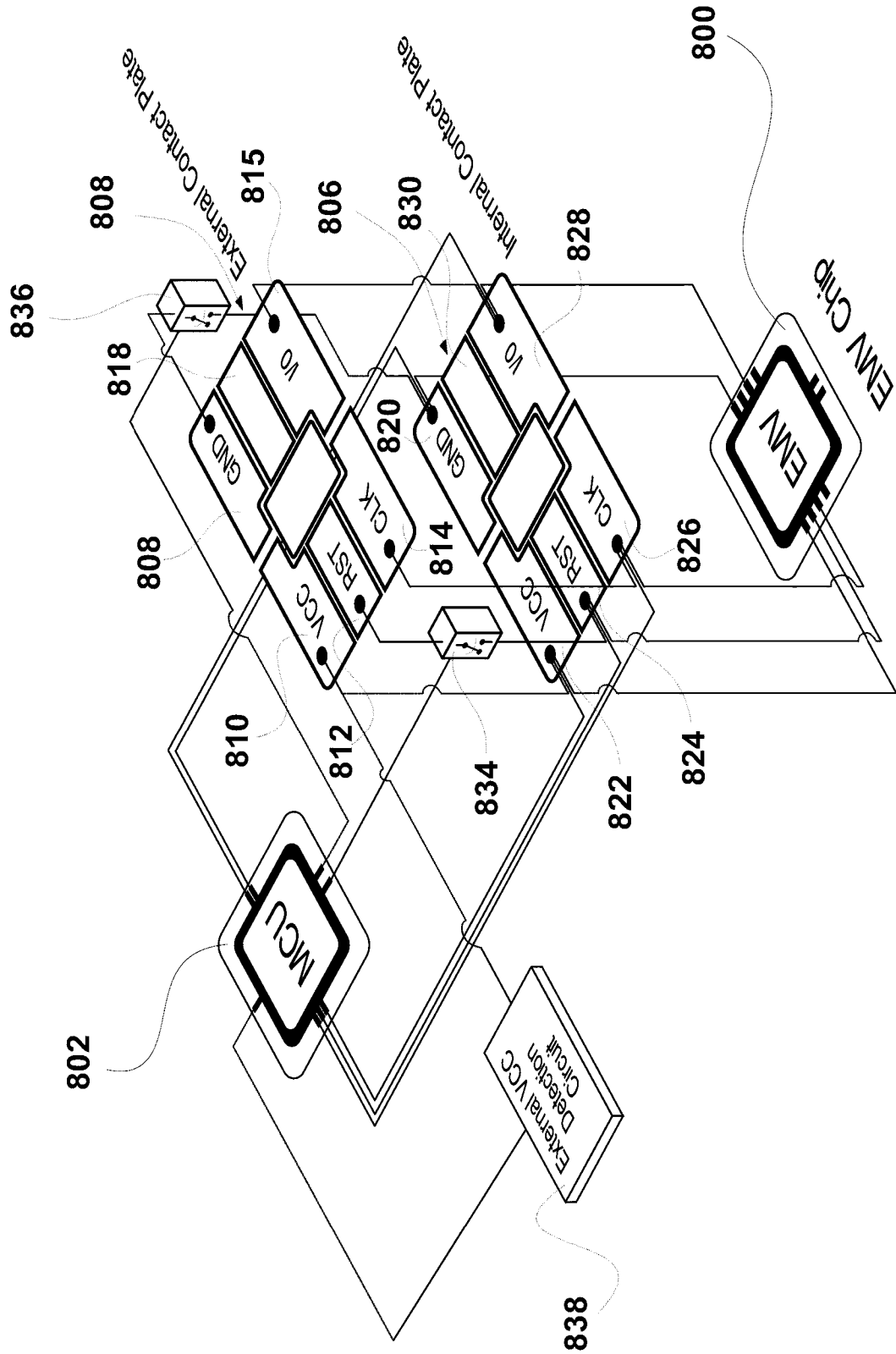
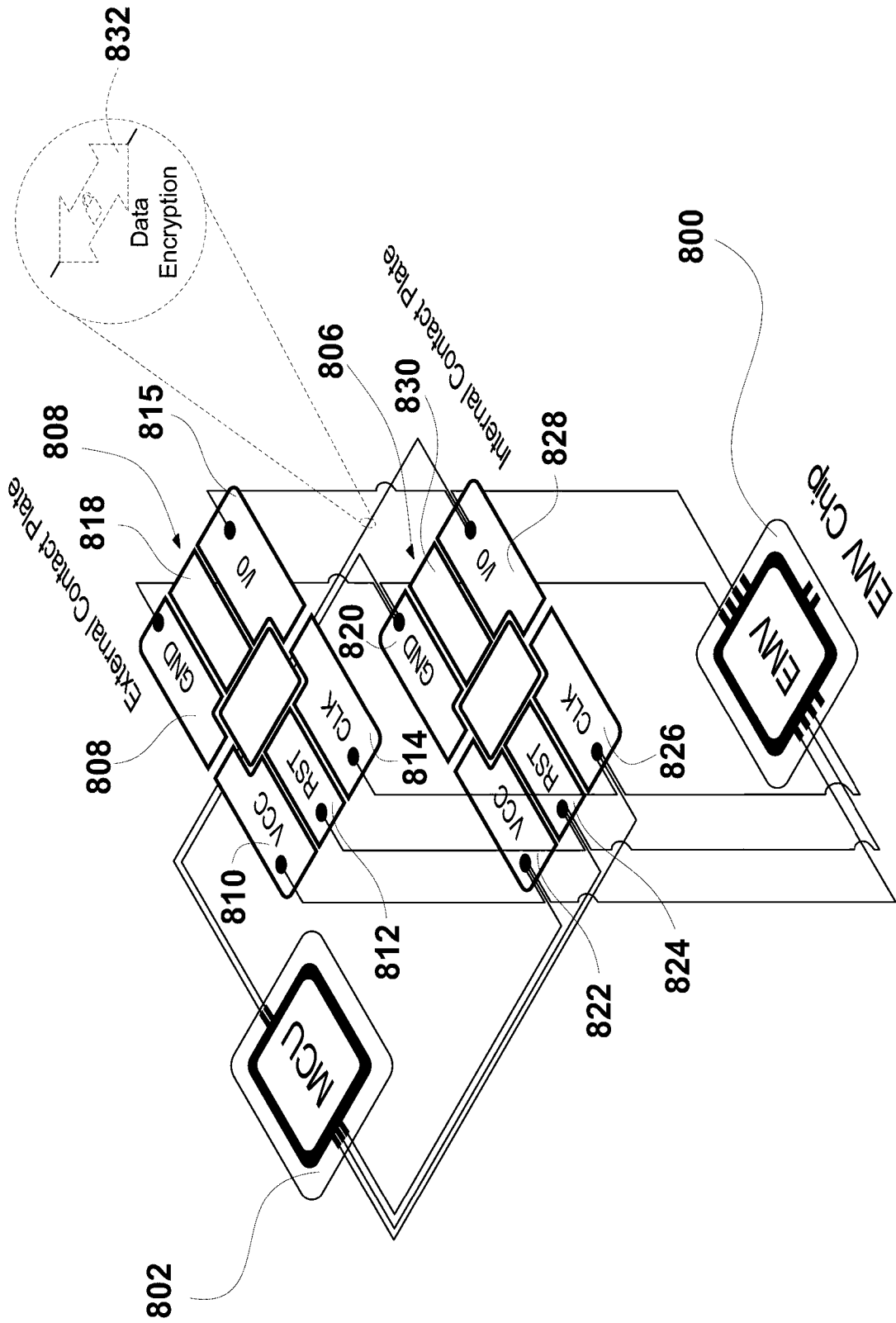


Figure 8D

Figure 8E



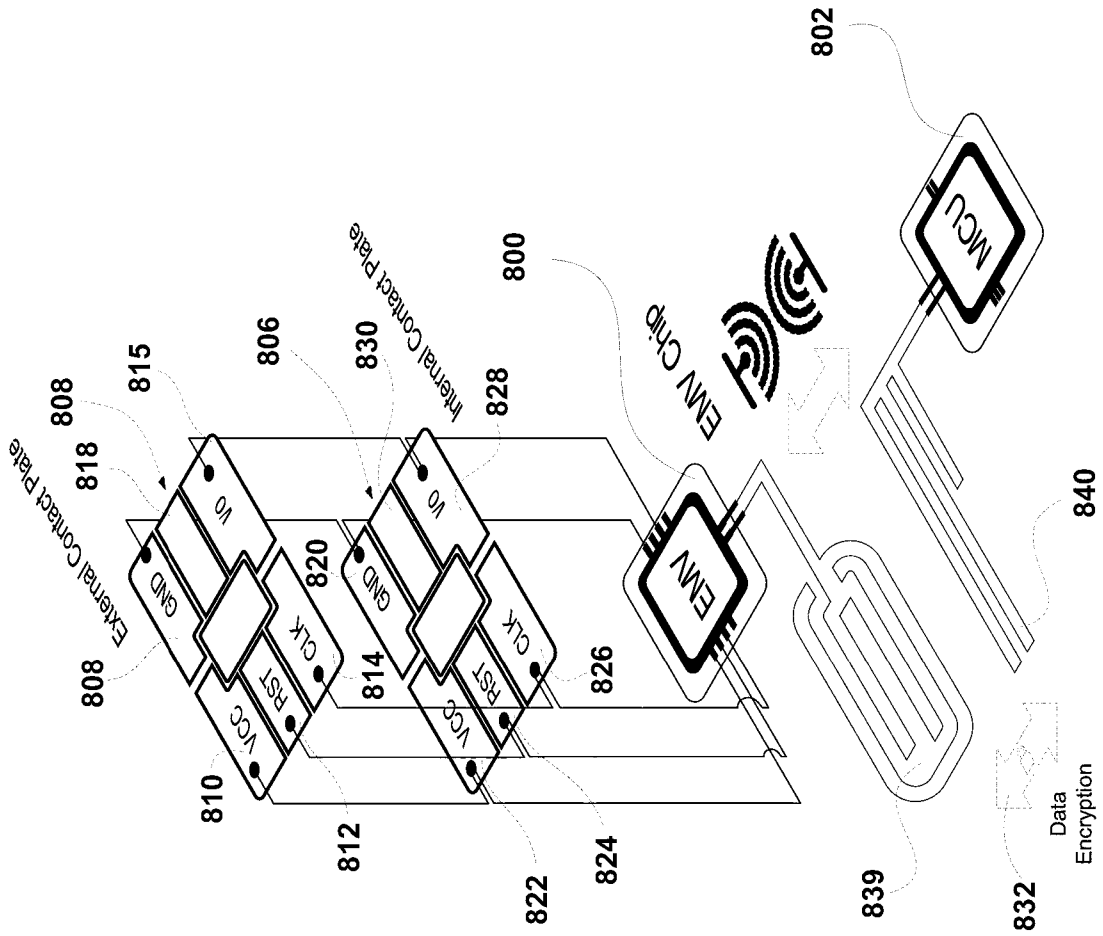


Figure 8F

A. CLASSIFICATION OF SUBJECT MATTER

G06Q 20/34 (2012.01)

According to International Patent Classification (IPC) or to both national classification and IPC

B. FIELDS SEARCHED

Minimum documentation searched (classification system followed by classification symbols)

Documentation searched other than minimum documentation to the extent that such documents are included in the fields searched

Electronic data base consulted during the international search (name of data base and, where practicable, search terms used)

EPODOC, WPIAP: IPC/CPC G06F, G06Q, G07F & Keywords (multi, plural, personal, account, transact, card, wallet, smart, mobile, phone, device, biometric, iris, author, authentic, validate, score, type, class) and like terms.

Google Patents, Google: Keywords (sync, mobile, password, card, payment, emv, phone, change, score, type) and like terms.

Espacenet, Google Scholar, Google & IP Australia internal databases: Applicant/Inventor name search.

C. DOCUMENTS CONSIDERED TO BE RELEVANT

Category*	Citation of document, with indication, where appropriate, of the relevant passages	Relevant to claim No.
Documents are listed in the continuation of Box C		



Further documents are listed in the continuation of Box C



See patent family annex

* Special categories of cited documents:		
"A" document defining the general state of the art which is not considered to be of particular relevance	"T" later document published after the international filing date or priority date and not in conflict with the application but cited to understand the principle or theory underlying the invention	
"E" earlier application or patent but published on or after the international filing date	"X" document of particular relevance; the claimed invention cannot be considered novel or cannot be considered to involve an inventive step when the document is taken alone	
"L" document which may throw doubts on priority claim(s) or which is cited to establish the publication date of another citation or other special reason (as specified)	"Y" document of particular relevance; the claimed invention cannot be considered to involve an inventive step when the document is combined with one or more other such documents, such combination being obvious to a person skilled in the art	
"O" document referring to an oral disclosure, use, exhibition or other means	"&" document member of the same patent family	
"P" document published prior to the international filing date but later than the priority date claimed		

Date of the actual completion of the international search
21 April 2017Date of mailing of the international search report
21 April 2017**Name and mailing address of the ISA/AU**AUSTRALIAN PATENT OFFICE
PO BOX 200, WODEN ACT 2606, AUSTRALIA
Email address: pct@ipaaustralia.gov.au**Authorised officer**MD Reza-E Rabbi
AUSTRALIAN PATENT OFFICE
(ISO 9001 Quality Certified Service)
Telephone No. 0262833141

INTERNATIONAL SEARCH REPORT		International application No.
C (Continuation). DOCUMENTS CONSIDERED TO BE RELEVANT		PCT/AU2017/000022
Category*	Citation of document, with indication, where appropriate, of the relevant passages	Relevant to claim No.
Y	US 2012/0074232 A1 (SPODAK et al.) 29 March 2012 Abstract, para 0013, 0025, 0027-0029, .0048-0053, 0074, 0075, 0083, 0084; figs 11A, 11B, 15A, 15B.	1-49
Y	US 2012/0284194 A1 (LIU et al.) 08 November 2012 Abstract, para 0013, 0027, 0038, 0049, 0073, 0074; fig 1.	1-49
Y	US 2014/0172700 A1 (NXP B.V.) 19 June 2014 Abstract, para 0011, 0014, 0015, 0017, 0019; fig 1b, 1c, 2b.	1-49
Y	WO 2010/099473 A1 (WEBB et al.) 02 September 2010 Para 0017.	1-49
A	EMV Card Personalization Specification version 1.1, July 2007 [retrieved from Internet on 3 March 2017] <URL: https://www.emvco.com/specifications.aspx?id=20 > Page 80, 82.	

INTERNATIONAL SEARCH REPORT

Information on patent family members

International application No.

PCT/AU2017/000022

This Annex lists known patent family members relating to the patent documents cited in the above-mentioned international search report. The Australian Patent Office is in no way liable for these particulars which are merely given for the purpose of information.

Patent Document/s Cited in Search Report		Patent Family Member/s	
Publication Number	Publication Date	Publication Number	Publication Date
US 2012/0074232 A1	29 March 2012	US 2012074232 A1	29 Mar 2012
		US 8788418 B2	22 Jul 2014
		EP 2807600 A1	03 Dec 2014
		EP 2812844 A1	17 Dec 2014
		US 2012191612 A1	26 Jul 2012
		US 8671055 B2	11 Mar 2014
		US 2013030997 A1	31 Jan 2013
		US 9129199 B2	08 Sep 2015
		US 2011218911 A1	08 Sep 2011
		US 9129270 B2	08 Sep 2015
		US 2013134216 A1	30 May 2013
		US 9177241 B2	03 Nov 2015
		US 2012123937 A1	17 May 2012
		US 9195926 B2	24 Nov 2015
		US 2013024372 A1	24 Jan 2013
		US 9218557 B2	22 Dec 2015
		US 2014136417 A1	15 May 2014
		US 9218598 B2	22 Dec 2015
		US 2013200999 A1	08 Aug 2013
		US 9317018 B2	19 Apr 2016
US 2015379283 A1	31 Dec 2015		
US 2016306997 A1	20 Oct 2016		
WO 2013081635 A1	06 Jun 2013		
WO 2013112839 A1	01 Aug 2013		
US 2012/0284194 A1	08 November 2012	US 2012284194 A1	08 Nov 2012
US 2014/0172700 A1	19 June 2014	US 2014172700 A1	19 Jun 2014
		CN 103886455 A	25 Jun 2014
		EP 2747015 A2	25 Jun 2014
WO 2010/099473 A1	02 September 2010	WO 2010099473 A1	02 Sep 2010
		AU 2010217833 A1	13 Oct 2011
		CN 102395978 A	28 Mar 2012
		JP 2012519332 A	23 Aug 2012
		US 2010250812 A1	30 Sep 2010
		US 2013218601 A1	22 Aug 2013

Due to data integration issues this family listing may not include 10 digit Australian applications filed since May 2001.

Form PCT/ISA/210 (Family Annex)(July 2009)

INTERNATIONAL SEARCH REPORT

Information on patent family members

International application No.

PCT/AU2017/000022

This Annex lists known patent family members relating to the patent documents cited in the above-mentioned international search report. The Australian Patent Office is in no way liable for these particulars which are merely given for the purpose of information.

Patent Document/s Cited in Search Report**Patent Family Member/s****Publication Number****Publication Date****Publication Number****Publication Date****End of Annex**

Due to data integration issues this family listing may not include 10 digit Australian applications filed since May 2001.

Form PCT/ISA/210 (Family Annex)(July 2009)