



US00D714565S

(12) **United States Design Patent**  
**Davis et al.**

(10) **Patent No.:** **US D714,565 S**

(45) **Date of Patent:** **\*\* Oct. 7, 2014**

(54) **BENCH**

(71) Applicant: **Walker Edison Furniture Company, LLC**, Salt Lake City, UT (US)

(72) Inventors: **Matthew Davis**, Murray, UT (US); **Brad Bonham**, Draper, UT (US)

(73) Assignee: **Walker Edison Furniture Company, LLC**, Salt Lake City, UT (US)

(\*\*) Term: **14 Years**

(21) Appl. No.: **29/478,348**

(22) Filed: **Jan. 3, 2014**

(51) **LOC (10) Cl.** ..... **06-01**

(52) **U.S. Cl.**

USPC ..... **D6/377; D6/370**

(58) **Field of Classification Search**

CPC ..... A47C 11/00; A47C 15/002; A47C 4/03;  
A47C 5/06; A47C 5/12; A47C 7/16  
USPC ..... D6/334-336, 370, 371, 373, 374, 376,  
D6/377, 378, 379, 380, 381, 716, 716.1,  
D6/716.2, 716.3, 716.4; 297/445.1, 446.1,  
297/411.41, 411.42, 448.2, 452.63  
See application file for complete search history.

(56) **References Cited**

**U.S. PATENT DOCUMENTS**

1,383,771 A \* 7/1921 Skidmore ..... A47C 11/00  
D222,051 S \* 9/1971 Shannon ..... D6/381

D229,591 S \* 12/1973 Trail ..... D6/370  
D259,600 S \* 6/1981 Marks ..... D6/378  
D259,605 S \* 6/1981 Marks ..... D6/378  
4,285,542 A \* 8/1981 Boisvert ..... A47C 11/00  
5,553,551 A \* 9/1996 Crombie ..... A47C 11/00  
D393,754 S \* 4/1998 Marks ..... D6/377  
D474,618 S \* 5/2003 Arnold et al. .... D6/370  
D680,346 S \* 4/2013 Pedersen et al. .... D6/370  
D685,202 S \* 7/2013 Sage et al. .... D6/377  
D698,170 S \* 1/2014 Caldwell ..... D6/370  
D698,173 S \* 1/2014 Caldwell ..... D6/378

\* cited by examiner

*Primary Examiner* — Mimosa De

(74) *Attorney, Agent, or Firm* — Workman Nydegger

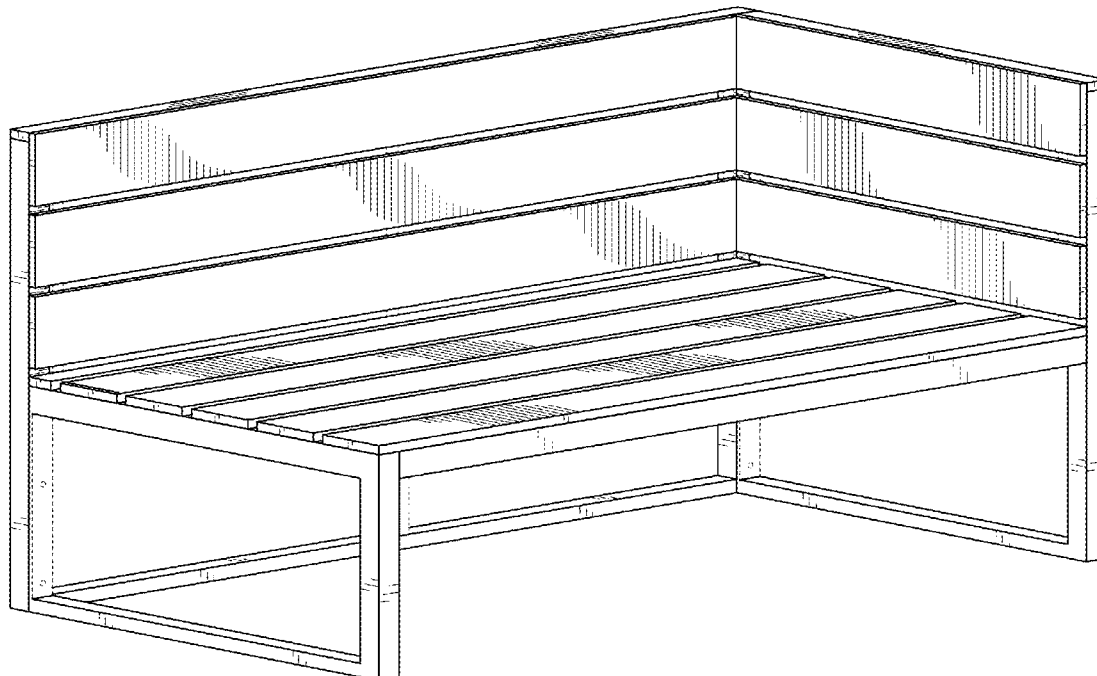
(57) **CLAIM**

The ornamental design for a bench, as shown and described.

**DESCRIPTION**

FIG. 1 is a perspective view of a bench;  
FIG. 2 is a front view thereof;  
FIG. 3 is a back view thereof;  
FIG. 4 is an end view thereof;  
FIG. 5 is a view of the other end thereof;  
FIG. 6 is a top view thereof; and,  
FIG. 7 is a bottom view thereof.  
The broken lines showing environment in the drawings are included for illustrative purposes only and form no part of the claimed design.

**1 Claim, 4 Drawing Sheets**



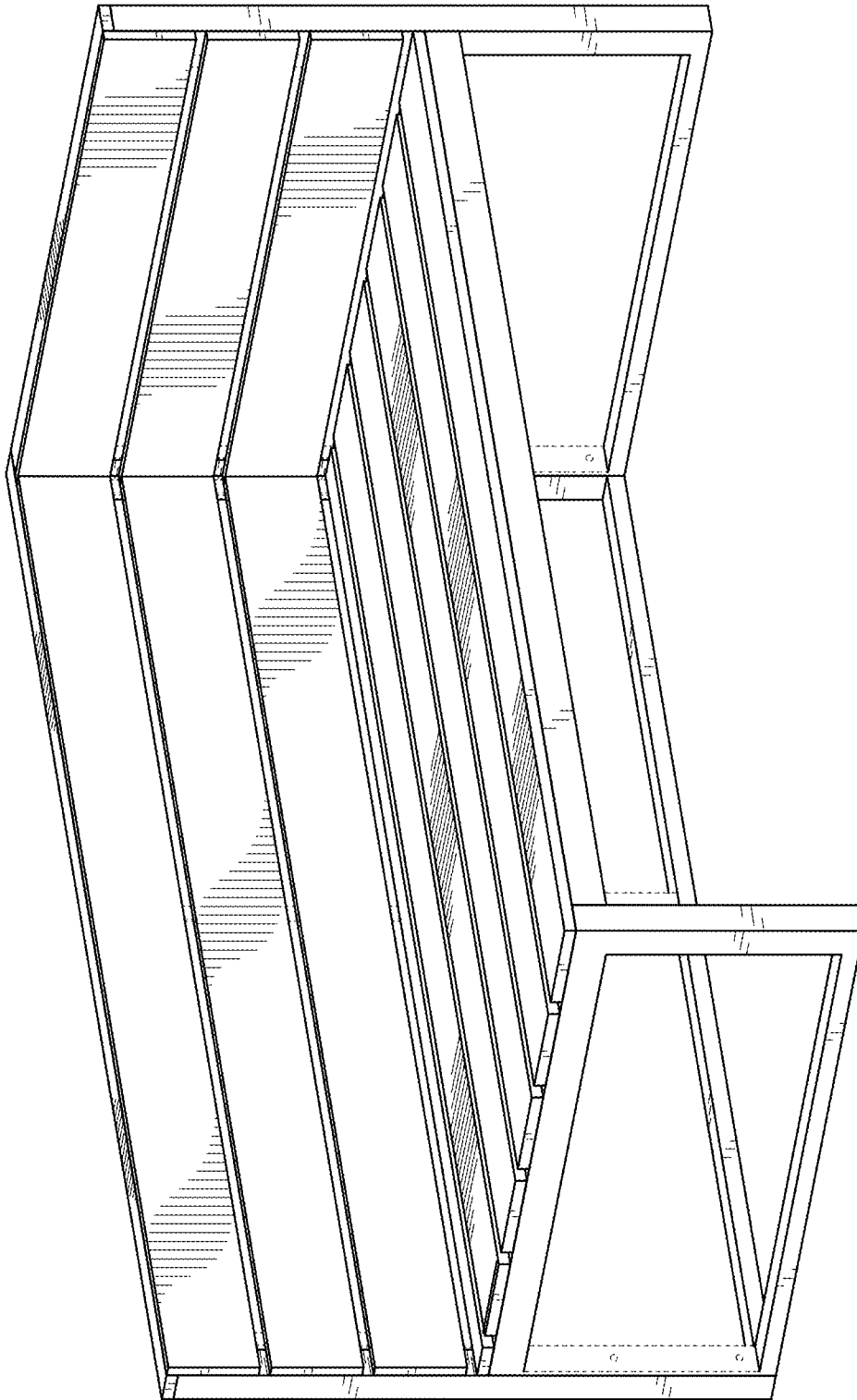


FIG. 1

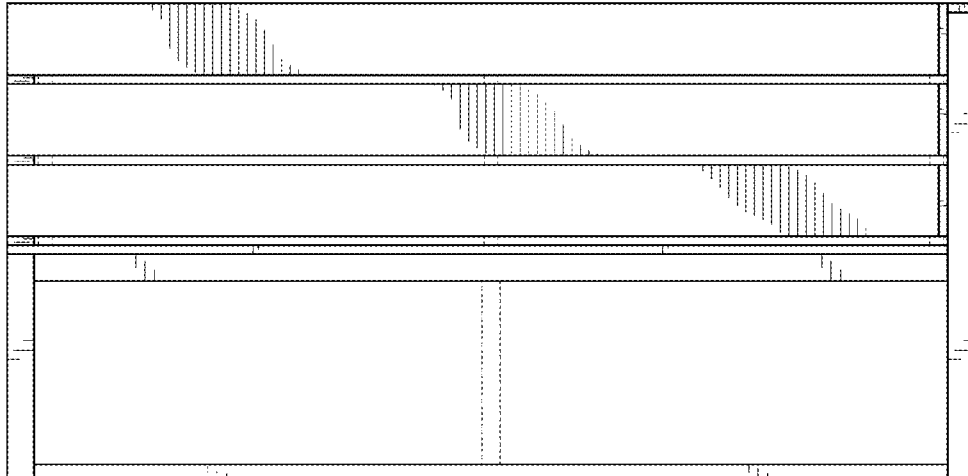


FIG. 2

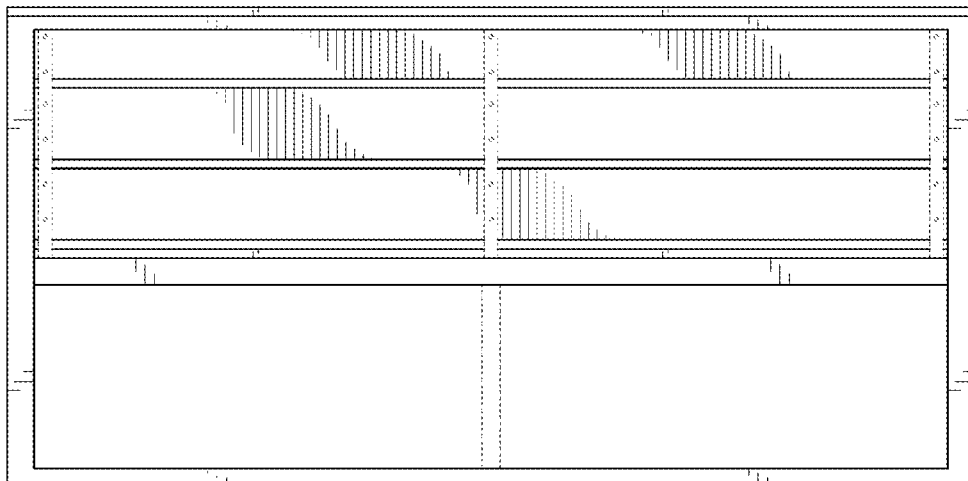


FIG. 3

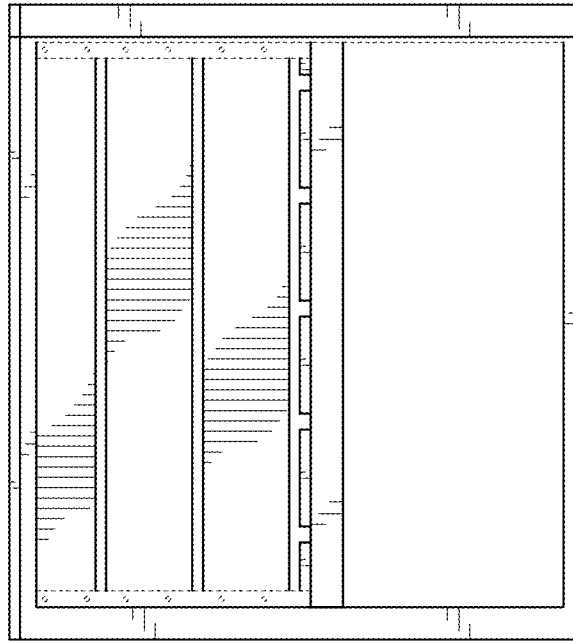


FIG. 5

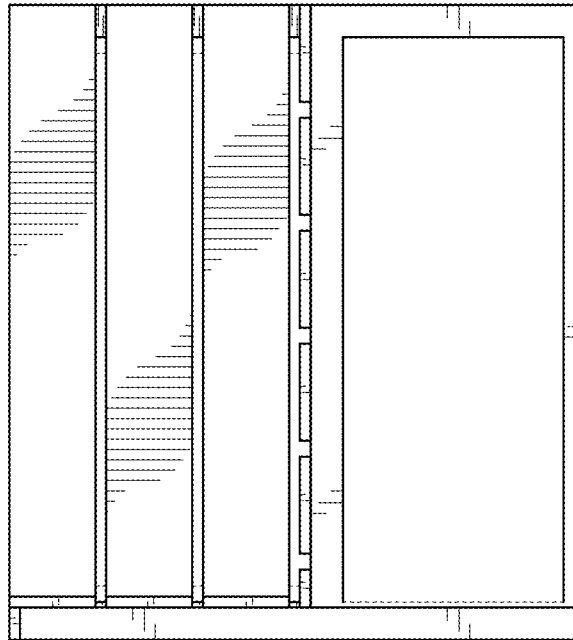


FIG. 4

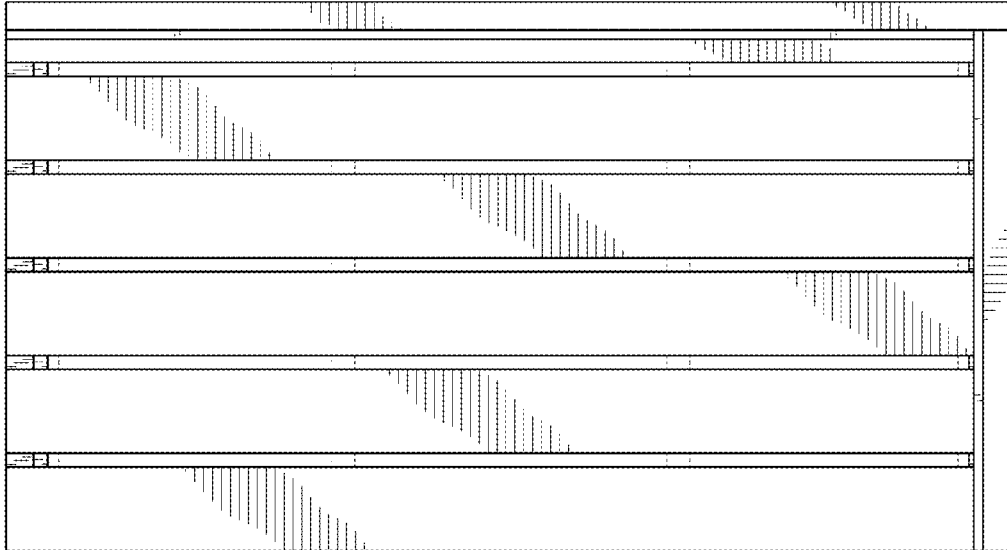


FIG. 6




FIG. 7