



US00D852856S

(12) **United States Design Patent**
Beagen

(10) **Patent No.:** **US D852,856 S**

(45) **Date of Patent:** **** Jul. 2, 2019**

- (54) **WELD OUTLET** 3,525,183 A * 8/1970 Gargrave B01D 45/02
451/453
- (71) Applicant: **Anvil International, LLC**, Exeter, NH
(US) D238,876 S * 2/1976 Andersson D23/262
D243,457 S * 2/1977 Ryan D23/262
4,060,264 A * 11/1977 Gajajiva F16L 15/088
285/148.19
- (72) Inventor: **Joseph Beagen**, North Attleboro, MA
(US) D260,809 S * 9/1981 Fleischmann D23/229
D262,397 S * 12/1981 Ryan D23/262
D263,163 S * 2/1982 Olde D23/262
D267,505 S * 1/1983 Ryan D23/262
- (73) Assignee: **Anvil International, LLC**, Exeter, NH
(US) 4,541,656 A * 9/1985 Lasko F16L 41/084
285/189
- (**) Term: **15 Years** D282,867 S * 3/1986 Ryan D23/259
4,574,994 A * 3/1986 Rauchwerger B23K 1/018
228/20.5

(21) Appl. No.: **29/625,294** (Continued)

(22) Filed: **Nov. 8, 2017**

(51) **LOC (11) Cl.** **15-09**

(52) **U.S. Cl.**
USPC **D15/144**

(58) **Field of Classification Search**
USPC D8/29.1, 29.2, 30, 95, 96, 97, 98, 99,
D8/105, 107; D15/144, 144.1, 144.2;
D23/262
CPC B21C 37/29; F16L 41/084
See application file for complete search history.

(56) **References Cited**

U.S. PATENT DOCUMENTS

- D35,516 S * 12/1901 McMurtrie D23/262
- 1,824,642 A * 9/1931 Uber F16L 19/075
285/341
- 1,966,403 A * 7/1934 Durham F16L 41/084
219/137 R
- 2,106,444 A * 1/1938 Tornblom H02G 3/088
285/386
- 2,463,006 A * 3/1949 Vander Clute F16L 41/084
285/22
- 2,538,259 A * 1/1951 Merriman F16L 37/096
137/351
- D187,176 S * 2/1960 Jackson D23/263
- 3,516,692 A * 6/1970 Albrecht F15D 1/00
285/133.4

OTHER PUBLICATIONS

Merit "Outlet Fittings for Fire Protection" brochure, Anvil International, Jun. 2012.

(Continued)

Primary Examiner — Patricia A Palasik
(74) *Attorney, Agent, or Firm* — Taylor English Duma LLP

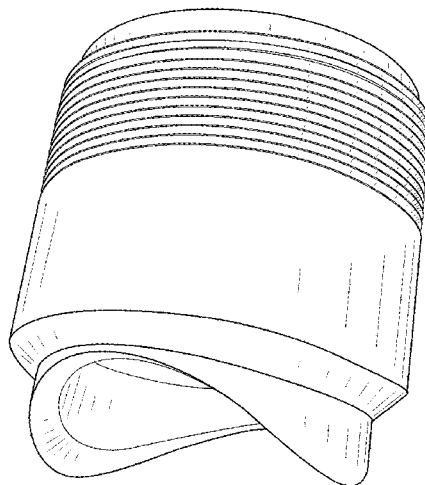
(57) **CLAIM**

The ornamental design for a weld outlet, as shown and described.

DESCRIPTION

FIG. 1 is an isometric view of my new design;
FIG. 2 is a front view and a back view of the design of FIG. 1;
FIG. 3 is a first side view and a second side view of the design of FIG. 1;
FIG. 4 is a first end view of the design of FIG. 1; and,
FIG. 5 is a second end view of the design of FIG. 1.
The broken lines in the drawings depict portions of the weld outlet which form no part of the claimed design.

1 Claim, 5 Drawing Sheets



(56)

References Cited

U.S. PATENT DOCUMENTS

D294,414 S * 2/1988 Berfield D32/31
 D296,580 S * 7/1988 Kirkwood D23/262
 D299,772 S * 2/1989 Smith D32/31
 D332,653 S * 1/1993 Ryan D23/262
 D334,517 S * 4/1993 Ingwersen D8/30
 D335,804 S * 5/1993 Burgin D8/30
 D343,629 S * 1/1994 Bode D15/144
 D346,390 S * 4/1994 Sperling D15/144
 D347,643 S * 6/1994 Burgin D15/142
 6,025,574 A * 2/2000 Colangelo, Jr. B23K 9/295
 200/43.17
 6,225,599 B1 * 5/2001 Altekruze B23K 9/124
 219/137.31
 6,764,640 B1 * 7/2004 Talkington B23K 7/002
 266/48
 6,815,641 B2 * 11/2004 Doherty B23K 9/29
 219/137.31
 D537,092 S * 2/2007 Owens D15/144
 D561,304 S * 2/2008 Vansell D23/262
 D594,300 S * 6/2009 Picaza Ibarrondo D8/29.1
 D615,376 S * 5/2010 Goss D15/144.2
 D659,496 S * 5/2012 Mochizuki D8/29.1
 D678,028 S * 3/2013 Rosenau D8/70

D687,195 S * 7/2013 Sell D32/21
 D703,250 S * 4/2014 McKinley D15/144.2
 D777,300 S * 1/2017 Grant D23/262
 2004/0020909 A1 * 2/2004 Bauer B23K 9/10
 219/137.31
 2007/0077529 A1 * 4/2007 Lin F23D 14/28
 431/241
 2008/0016830 A1 * 1/2008 Witter B01D 45/12
 55/337
 2008/0171295 A1 * 7/2008 Yang F23Q 2/167
 431/255
 2008/0190492 A1 * 8/2008 Fuchs F02M 59/462
 137/540
 2010/0261129 A1 * 10/2010 Lin F23D 14/28
 431/344
 2011/0062131 A1 * 3/2011 Binzel B23K 9/1087
 219/136

OTHER PUBLICATIONS

Cooplet®, “Wld Outlets & Adapter Nipples” brochure, Smith-Cooper International, see website: www.smithcooper.com, pp. 165-171.

* cited by examiner

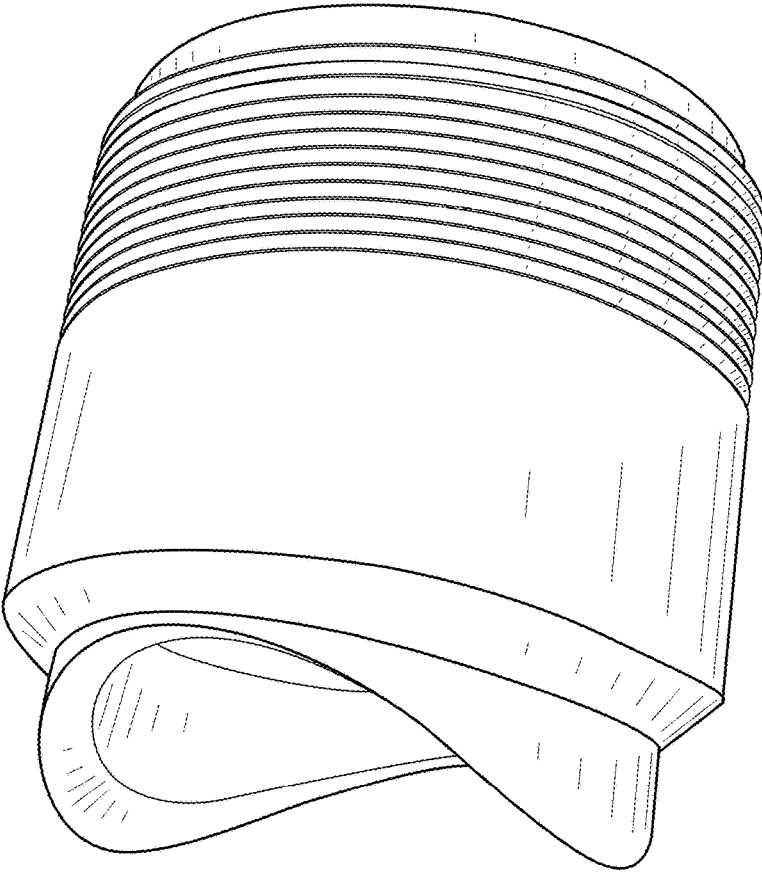


FIG. 1

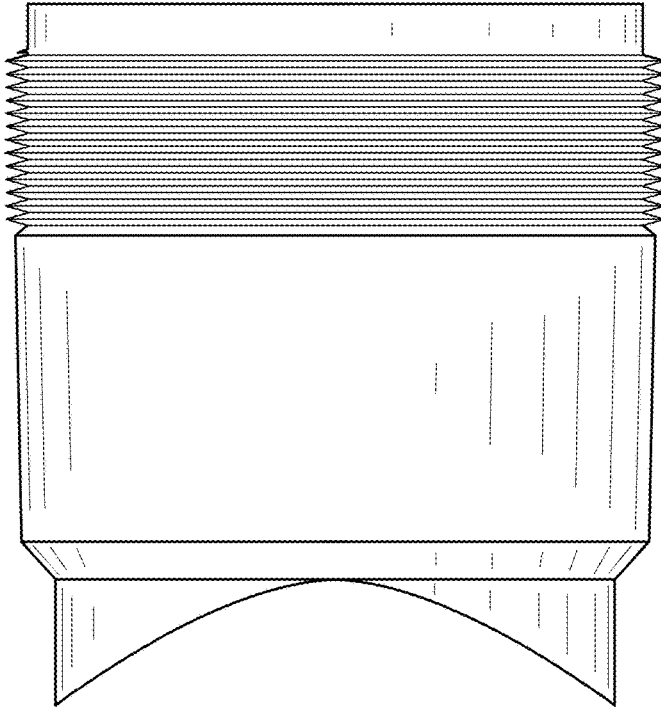


FIG. 2

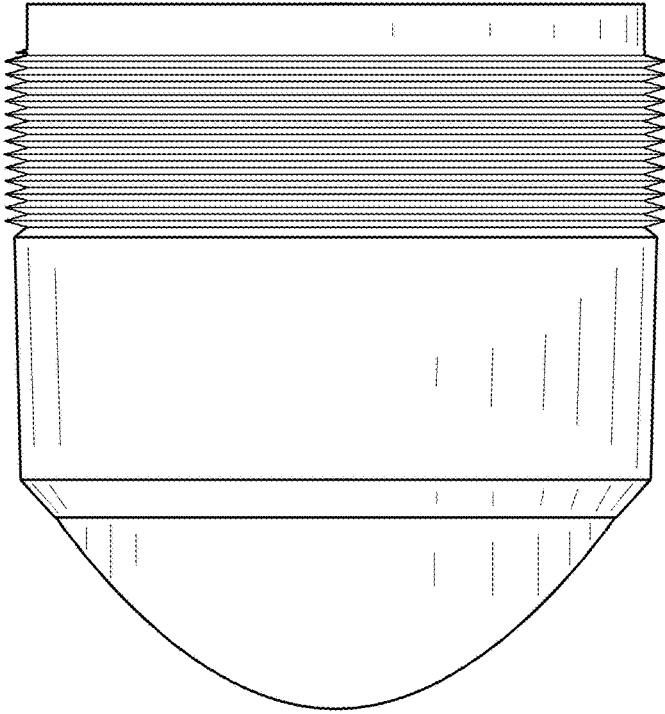


FIG. 3

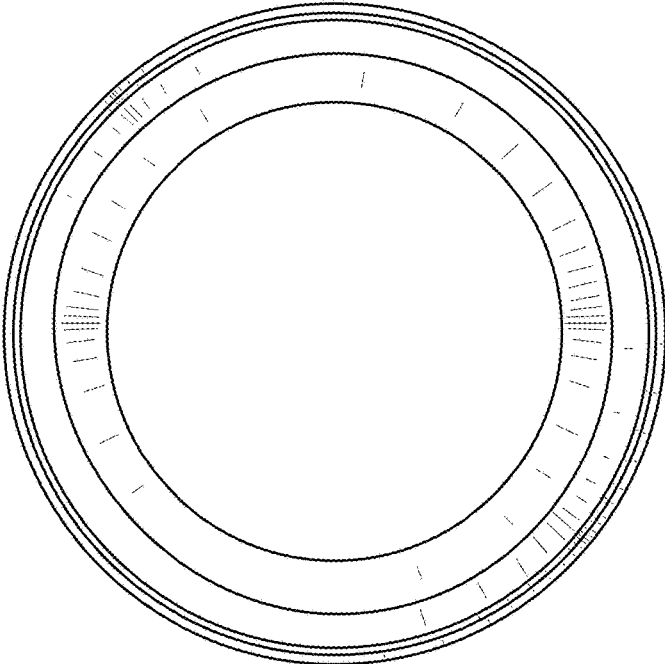


FIG. 4

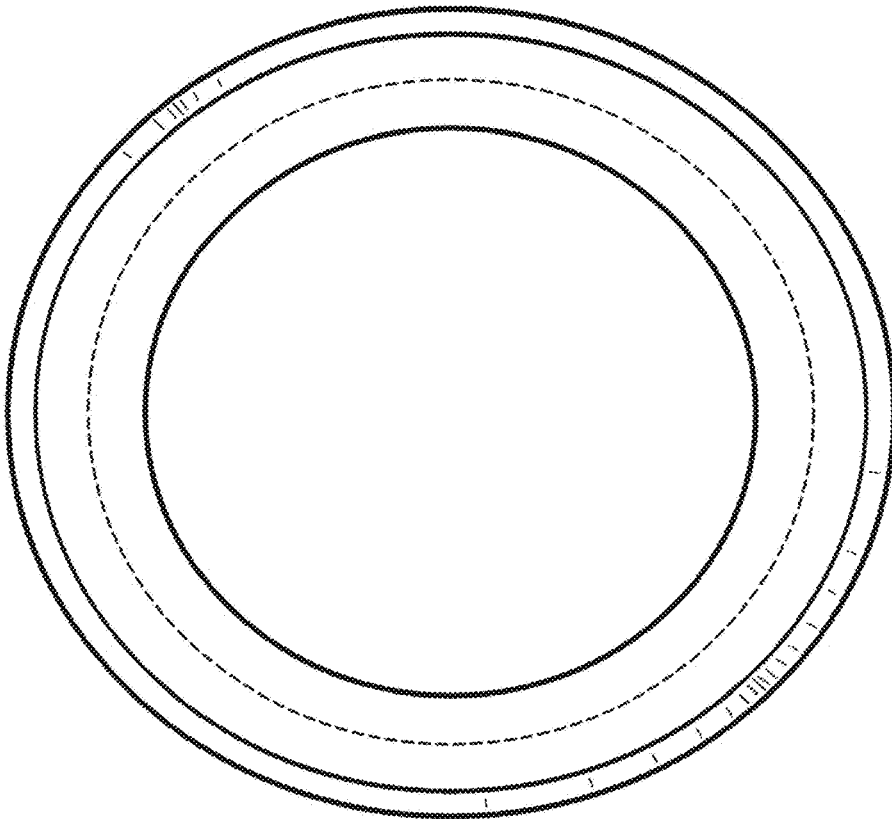


FIG. 5