



US0D1027457S

(12) **United States Design Patent**
Pan

(10) **Patent No.:** **US D1,027,457 S**

(45) **Date of Patent:** **** May 21, 2024**

- (54) **BRUSH**
- (71) Applicant: **Jurong Pan**, Hangzhou (CN)
- (72) Inventor: **Jurong Pan**, Hangzhou (CN)
- (**) Term: **15 Years**
- (21) Appl. No.: **29/906,565**

D932,778 S *	10/2021	Jing	D4/102
D945,722 S *	3/2022	Tinius	D32/19
D966,714 S *	10/2022	Jin	D4/100
D971,612 S *	12/2022	Mei	D4/127
D974,044 S *	1/2023	Wang	D32/35
D975,449 S *	1/2023	Zhu	D32/35
D990,890 S *	7/2023	Jin	D4/102
D996,066 S	8/2023	Eimer		
D1,004,871 S *	11/2023	Hu	D32/19

(Continued)

- (22) Filed: **Nov. 7, 2023**
- (51) **LOC (14) Cl.** **04-01**
- (52) **U.S. Cl.**
USPC **D4/102; D4/133; D32/19**
- (58) **Field of Classification Search**
USPC D4/100, 102, 114, 115, 127, 128, 130,
D4/132, 133, 134, 138, 199; D32/4, 15,
D32/19, 25, 32, 33, 34
CPC A46B 1/00; A46B 3/00; A46B 5/00; A46B
5/0095; A46B 5/02; A46B 5/021; A46B
5/023; A46B 5/025; A46B 5/026; A46B
7/00; A46B 7/04; A46B 7/042; A46B
7/044; A46B 7/046; A46B 7/048; A46B
9/00; A46B 9/02; A46B 11/00; A46B
11/06; A46B 11/063; A46B 11/066; A46B
13/00; A46B 13/008; A46B 13/02; A46B
13/04; A46B 13/06; A46B 15/00; A46B
15/0004; A46B 2200/00; A46B 2200/30;
A46B 2200/3033; A47L 13/10; A47L
13/20; A47L 13/23
See application file for complete search history.

(56) **References Cited**

U.S. PATENT DOCUMENTS

1,578,013 A *	3/1926	Case	A47L 11/38 15/29
D451,288 S *	12/2001	Bean	D4/127
D543,362 S *	5/2007	Hall	D4/127
D800,251 S *	10/2017	Feuerstein	D23/223
D825,190 S *	8/2018	Hu	D4/102
D927,195 S *	8/2021	Wei	D4/132

OTHER PUBLICATIONS

MGLSDeet Electric Spin Scrubber, posted Jun. 18, 2020 [online],
[retrieved Jan. 2, 2024]. Retrieved from internet, <https://www.amazon.com/dp/B08GY8J96Z?th=1> (Year: 2020).*

(Continued)

Primary Examiner — Alison M Ofstun
Assistant Examiner — Evin F Ershock

(57) **CLAIM**

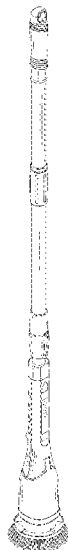
The ornamental design for a brush, as shown and described.

DESCRIPTION

FIG. 1 is a front perspective view of a brush, showing my new design in a first position of use;
FIG. 2 is a rear perspective view thereof;
FIG. 3 is a front view thereof;
FIG. 4 is a rear view thereof;
FIG. 5 is a left side view thereof;
FIG. 6 is a right side view thereof;
FIG. 7 is an enlarged top view thereof;
FIG. 8 is an enlarged bottom view thereof;
FIG. 9 is another front perspective view, shown in a second position of use; and,
FIG. 10 is another front perspective view, shown in a third position of use.

The broken lines in the drawings illustrate the portions of the brush, which form no part of the claimed design.

1 Claim, 10 Drawing Sheets



(56)

References Cited

U.S. PATENT DOCUMENTS

D1,007,083 S * 12/2023 Qin D32/19
2021/0274924 A1* 9/2021 Zhang A47K 17/00
2023/0058414 A1* 2/2023 Zieger A46B 9/005

OTHER PUBLICATIONS

Topmako Electric Spin Scrubber, posted Aug. 3, 2022 [online],
[retrieved Jan. 2, 2024]. Retrieved from internet, <https://www.amazon.ca/dp/B0B758X325/?th=1> (Year: 2022).*

Sofrose Electric Spin Scrubber, posted Mar. 24, 2022 [online],
[retrieved Jan. 2, 2024]. Retrieved from internet, <https://www.amazon.ca/dp/B09WD5LXMF/> (Year: 2022).*

BUXFMHT Electric Spin Scrubber, posted Jun. 30, 2023 [online],
[retrieved Jan. 2, 2024]. Retrieved from internet, <https://www.amazon.ca/dp/B0C3R1BWV2/?th=1> (Year: 2023).*

Loyala Electric Spin Scrubber, posted Sep. 4, 2023 [online], [retrieved
Jan. 2, 2024]. Retrieved from internet, <https://www.amazon.co.uk/dp/B0CGDHL7VD> (Year: 2023).*

* cited by examiner

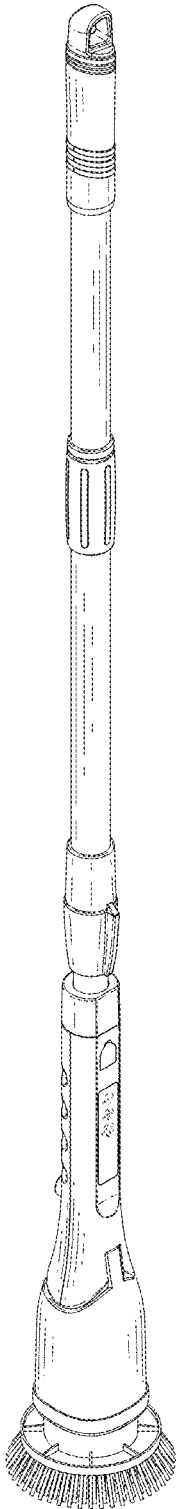


FIG. 1

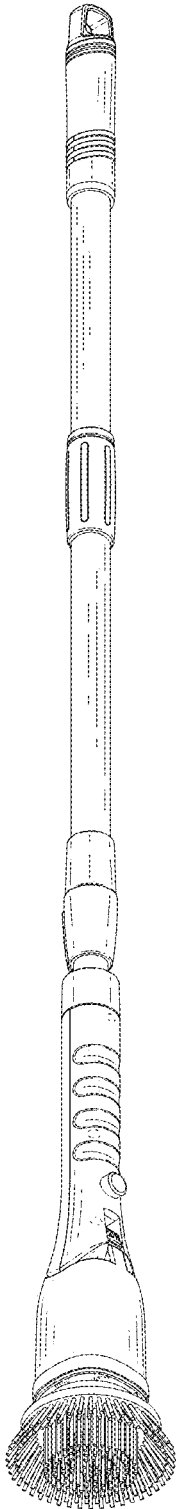


FIG. 2

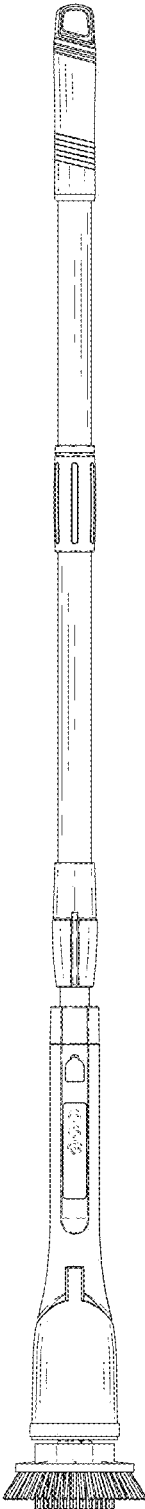


FIG. 3

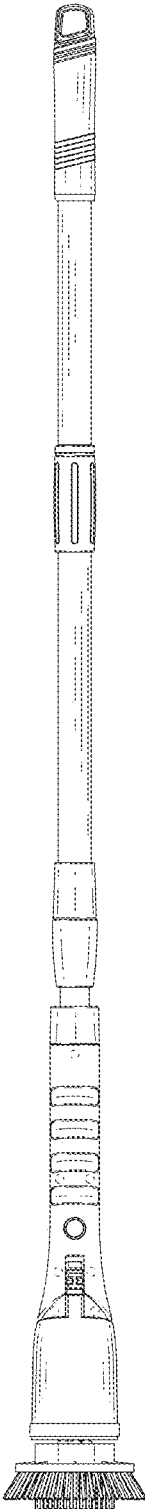


FIG. 4

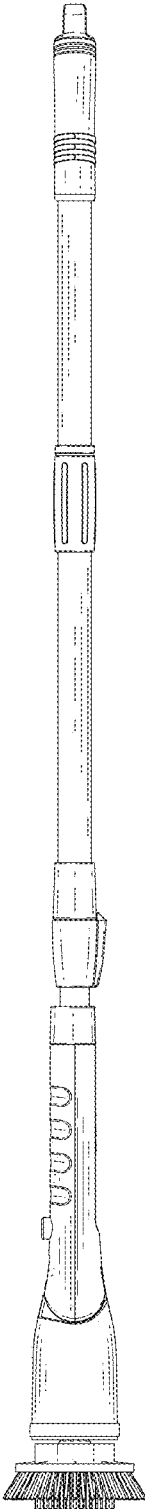


FIG. 5




FIG. 6

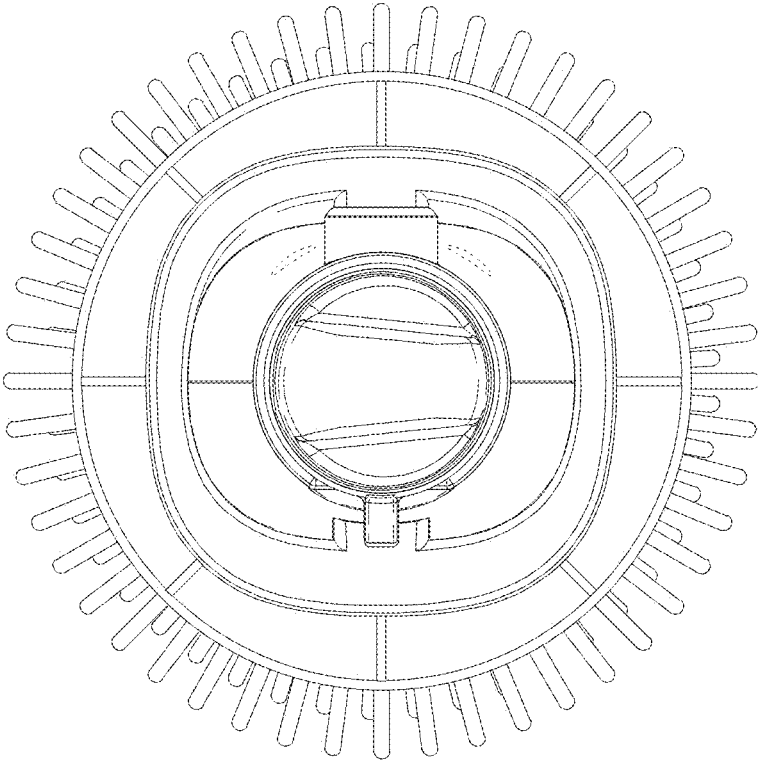


FIG. 7

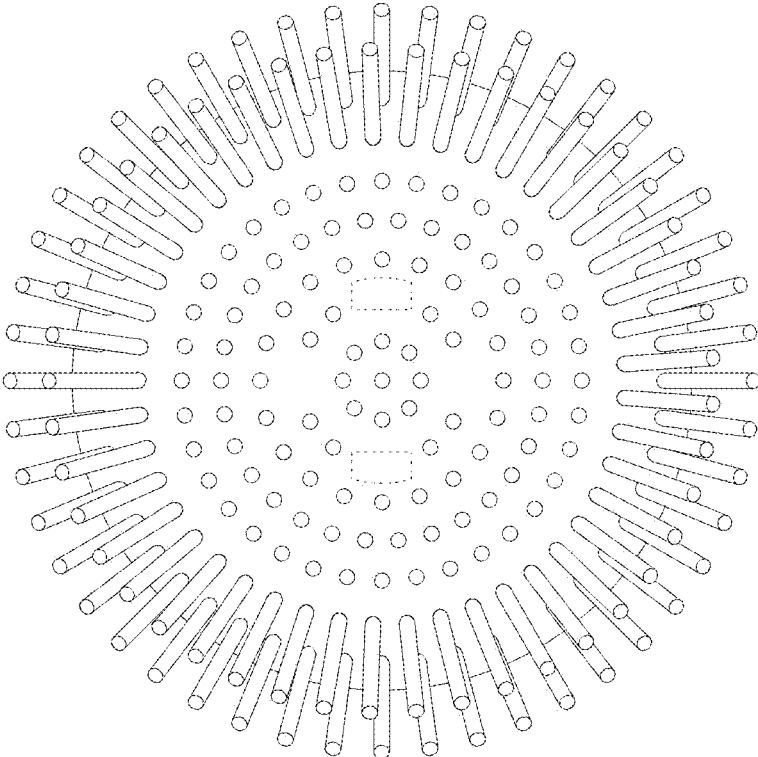


FIG. 8

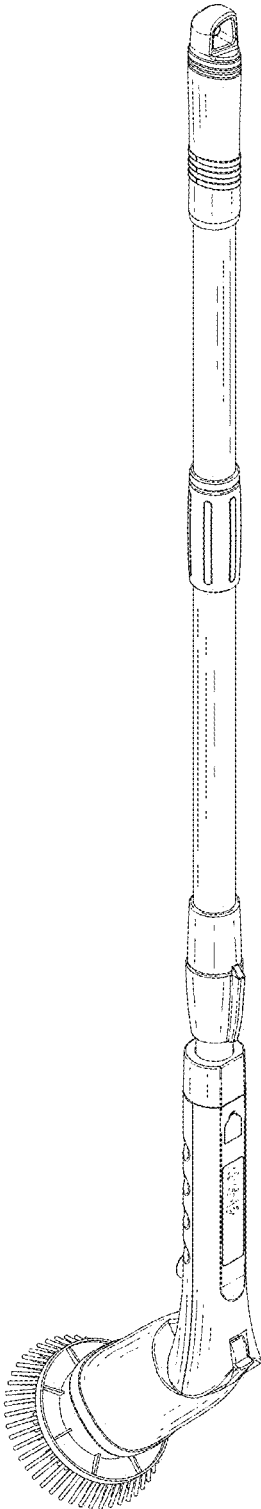


FIG. 9

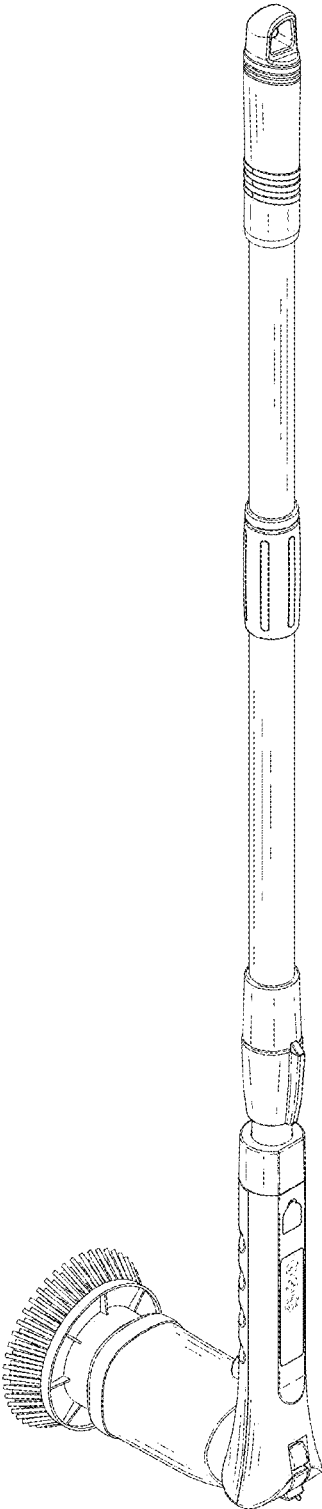


FIG. 10