

[54] CLAMP FOR GARMENT HANGERS OR THE LIKE

[75] Inventor: William D. Arnold, St. Louis, Mo.

[73] Assignee: Lee-Rowan Company, St. Louis, Mo.

[\*\*] Term: 14 Years

[21] Appl. No.: 204,404

[22] Filed: Jun. 9, 1988

[52] U.S. CL. D6/328; D8/395; D32/64

[58] Field of Search D6/315, 326, 328; D32/61, 64; D8/395; 223/90, 91, 93, 96; 24/500, 502, 507, 508, 511

[56] References Cited

U.S. PATENT DOCUMENTS

- D. 25,058 1/1896 Desjardins ..... D8/395
- D. 251,345 3/1979 Bigelow ..... D8/395
- D. 264,662 6/1982 Bisk et al. .... D6/328
- D. 298,703 11/1988 Arnold ..... D6/328

729,871 6/1903 Keep ..... 24/511  
2,325,212 7/1943 Adams ..... 24/507

Primary Examiner—B. J. Bullock  
Attorney, Agent, or Firm—Rogers, Howell & Haferkamp

[57] CLAIM

The ornamental design for clamp for garment hangers or the like, as shown and described.

DESCRIPTION

FIG. 1 is a perspective view of a clamp for garment hangers or the like showing my new design;

FIG. 2 is an enlarged top plan view thereof, the portion of a garment hanger rod being shown in broken lines for illustrative purposes only;

FIG. 3 is an enlarged elevational view thereof, the portion of a garment hanger rod being shown in broken lines for illustrative purposes only, the rear being identical;

FIG. 4 is an enlarged right side elevational view thereof, both sides being identical;

FIG. 5 is an enlarged bottom plan view thereof.

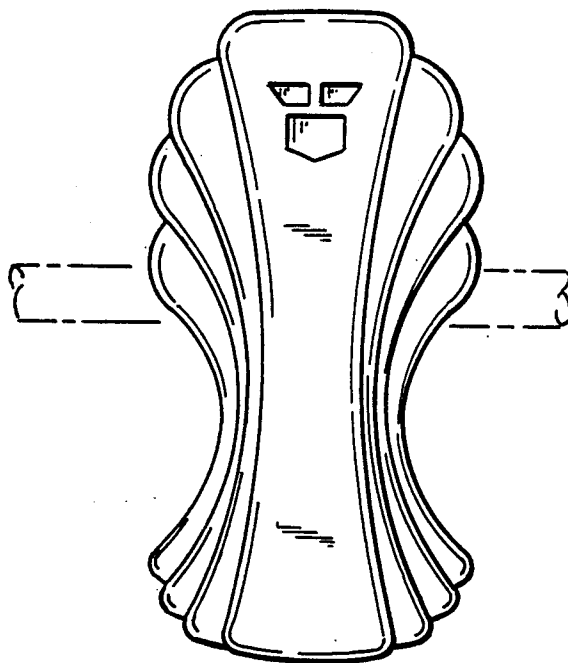
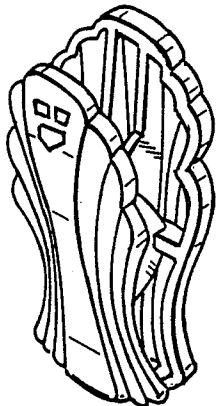


FIG. 1.

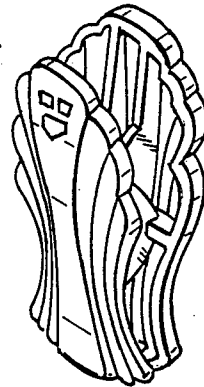


FIG. 2.

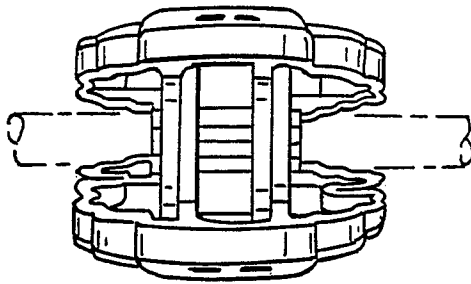


FIG. 3.

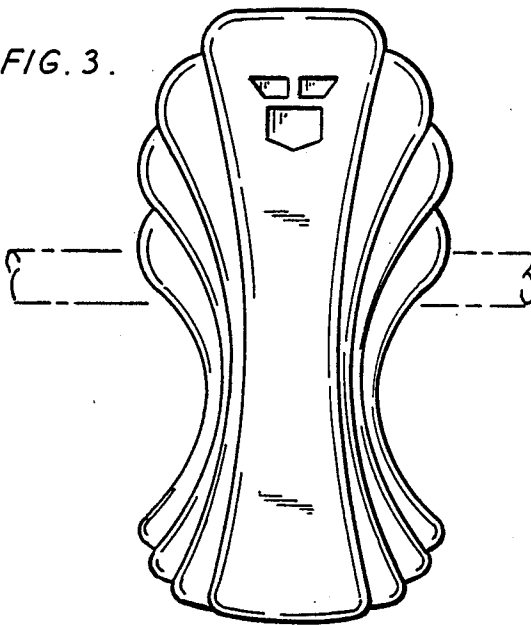


FIG. 4.

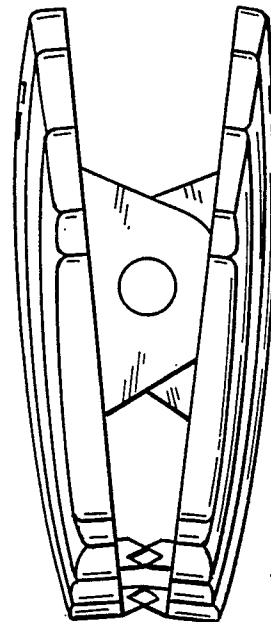


FIG. 5.

