



US00D927152S

(12) **United States Design Patent**
Bernardi

(10) **Patent No.:** **US D927,152 S**

(45) **Date of Patent:** **** Aug. 10, 2021**

(54) **SHOE**
(71) Applicant: **Bendicion, LLC**, Weston, FL (US)
(72) Inventor: **Imelda Patricia Bernardi**, Weston, FL (US)
(73) Assignee: **Bendicion, LLC**, Weston, FL (US)
(**) Term: **15 Years**
(21) Appl. No.: **29/697,536**

2,411,682 A * 11/1946 Gallo A43B 9/14
36/19.5
2,871,583 A * 2/1959 Cooper A43B 21/00
36/40
2,938,283 A * 5/1960 Rotelli A43B 21/24
36/34 A
D628,790 S * 12/2010 Wilkinson D2/971
D632,065 S * 2/2011 Issler D2/971
D636,163 S * 4/2011 Guers-Neyraud D2/971
D670,480 S * 11/2012 Hardy D2/929
D671,722 S * 12/2012 Hardy D2/929
D702,035 S * 4/2014 LaRusso D2/971
D710,077 S * 8/2014 Guers-Neyraud D2/940

(Continued)

(22) Filed: **Jul. 9, 2019**
(51) **LOC (13) Cl.** **02-04**
(52) **U.S. Cl.** **D2/930**
(58) **Field of Classification Search**
USPC D2/918, 925-941, 964-966, 969, 971,
D2/974; 36/11.5, 34 R, 34 A, 45, 57, 40,
36/42
CPC A43B 3/12; A43B 3/122; A43B 3/124;
A43B 3/126; A43B 3/128; A43B 21/02;
A43B 21/025; A43B 21/03; A43B 21/04;
A43B 21/06; A43B 21/08; A43B 21/18;
A43B 21/20; A43B 21/24; A43B 21/36;
A43B 21/54; A43B 13/37; A43B 13/14;
A43B 13/141; A43B 13/18; A43B
13/181; A43B 23/00; A43B 23/02; A43B
23/0205; A43B 23/021; A43B 23/0215;
A43B 323/24; A43C 11/00; A43C 11/12
See application file for complete search history.

OTHER PUBLICATIONS

Patrycia Bernardi—Passion Red, announced 2018 [online], [site visited Dec. 2, 2020], Available from internet, URL: <https://patryciabernardidesigns.com/shoes/slippers/my-shoe3> (Year: 2018).*

(Continued)

Primary Examiner — Elizabeth J Oswecki
Assistant Examiner — Yelizaveta Y Masalimova
(74) *Attorney, Agent, or Firm* — Berger Singerman LLP;
Geoffrey Lottenberg

(57) **CLAIM**

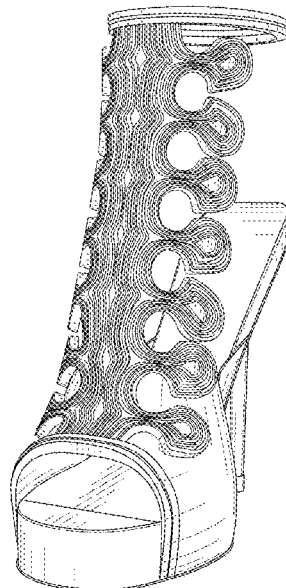
The ornamental design for a shoe, as shown and described.

DESCRIPTION

FIG. 1 is a perspective view of a shoe, showing my new design;
FIG. 2 is a front side elevation view of the shoe of FIG. 1;
FIG. 3 is a rear side elevation view of the shoe of FIG. 1;
FIG. 4 is a left side elevation view of the shoe of FIG. 1;
FIG. 5 is a right side elevation view of the shoe of FIG. 1;
FIG. 6 is a top plan view of the shoe of FIG. 1; and,
FIG. 7 is a bottom plan view of the shoe of FIG. 1.

1 Claim, 5 Drawing Sheets

(56) **References Cited**
U.S. PATENT DOCUMENTS
D93,597 S * 10/1934 Apt D2/932
D94,109 S * 12/1934 Benenati D2/933
D94,275 S * 1/1935 Levine D2/933
D101,106 S * 9/1936 Cohen D2/936



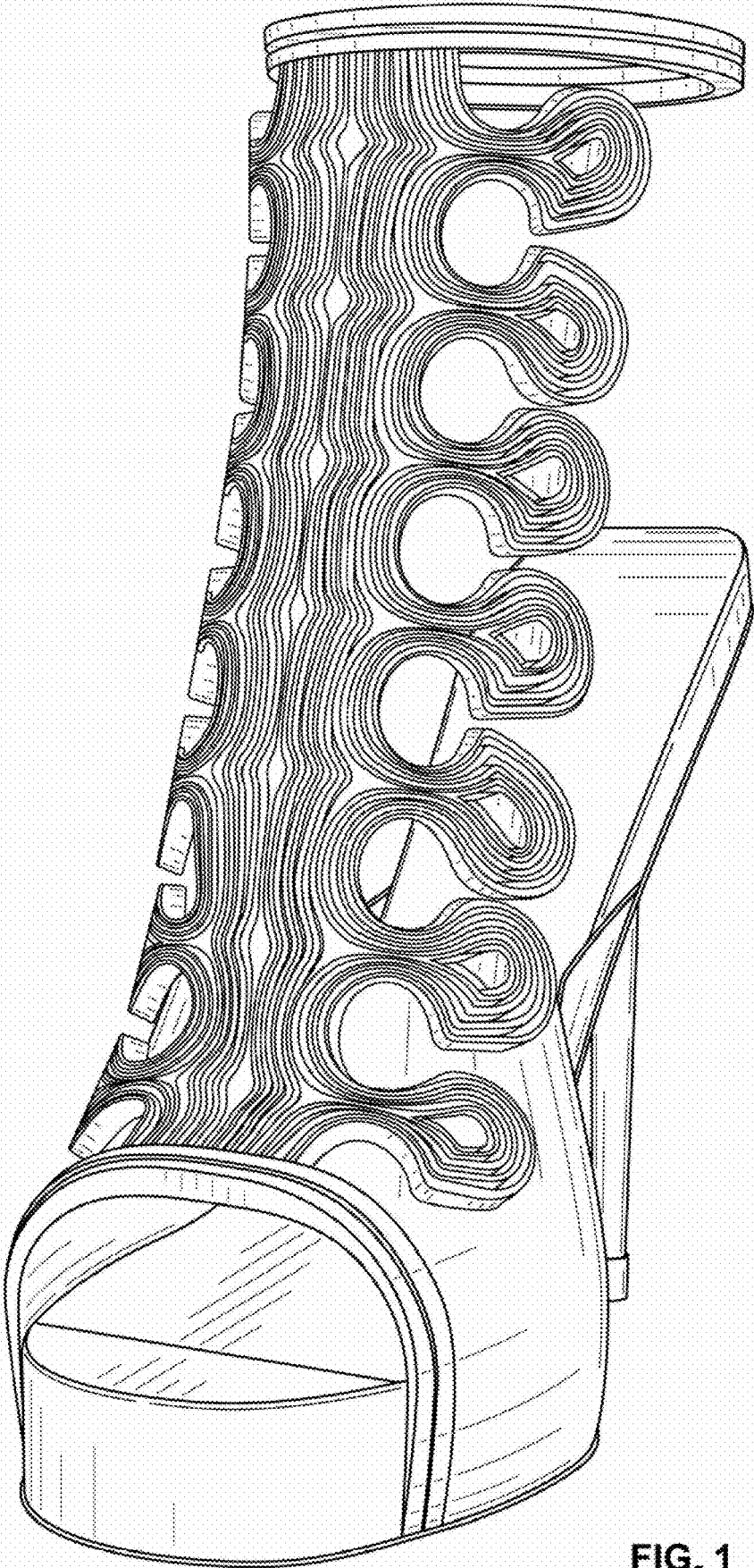


FIG. 1

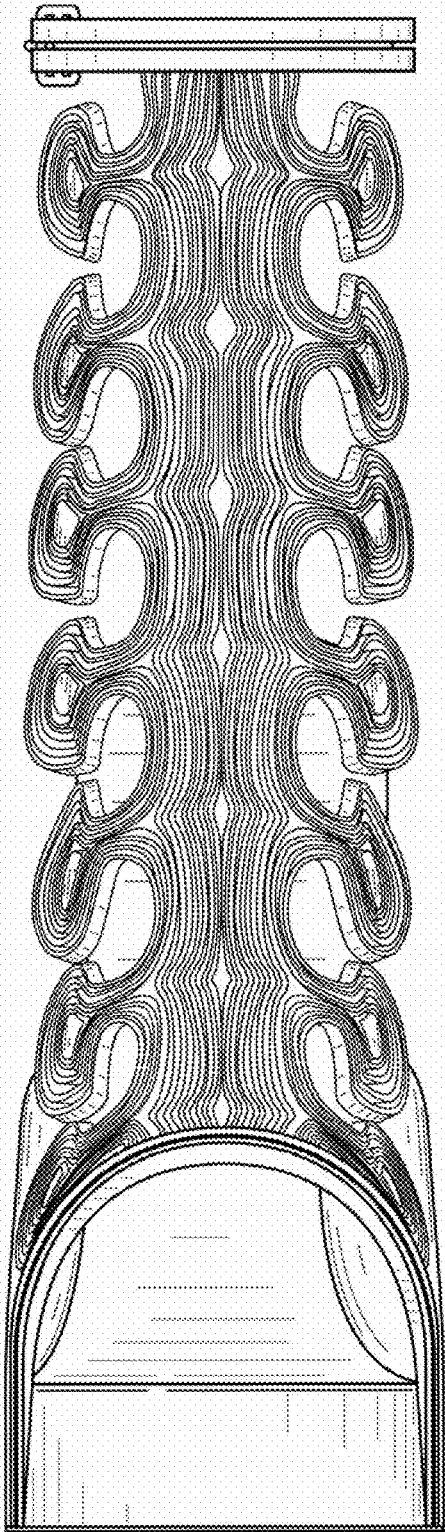


FIG. 2

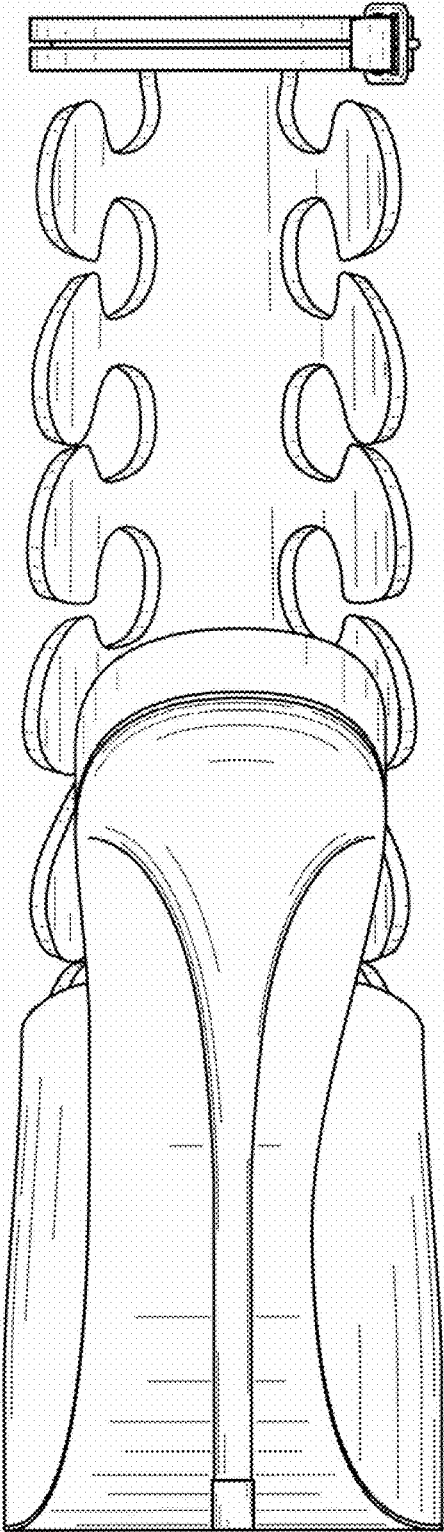


FIG. 3

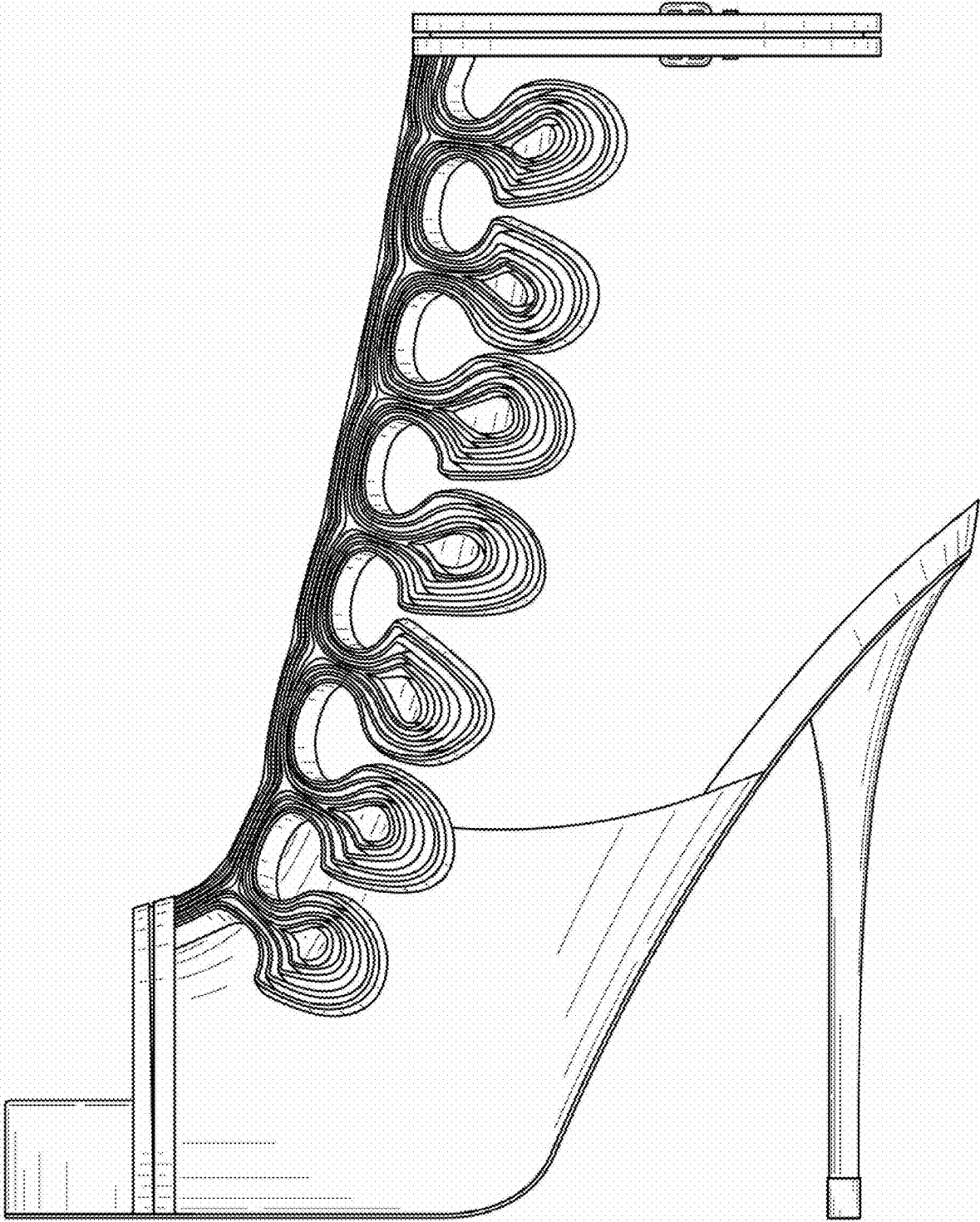


FIG. 4

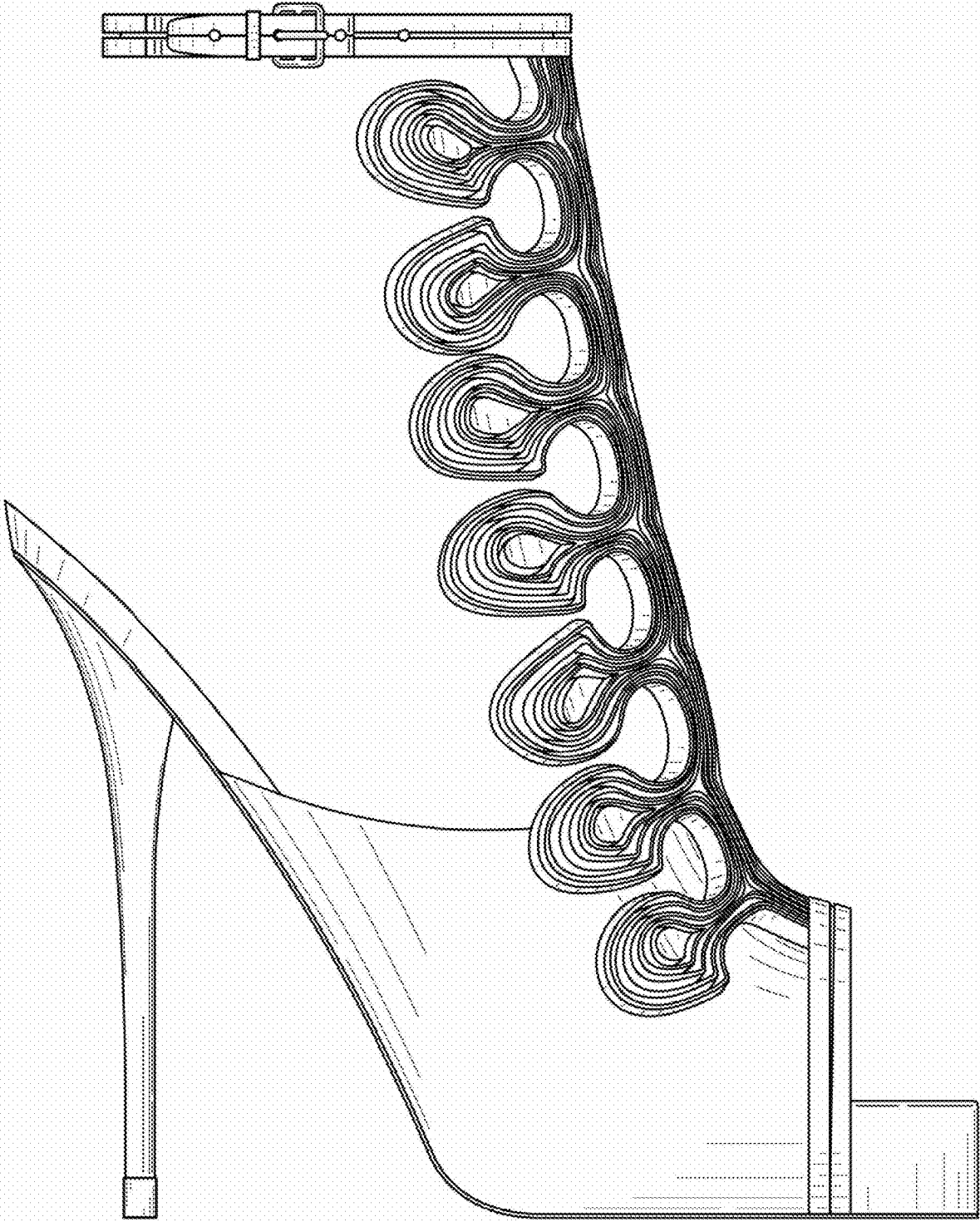


FIG. 5

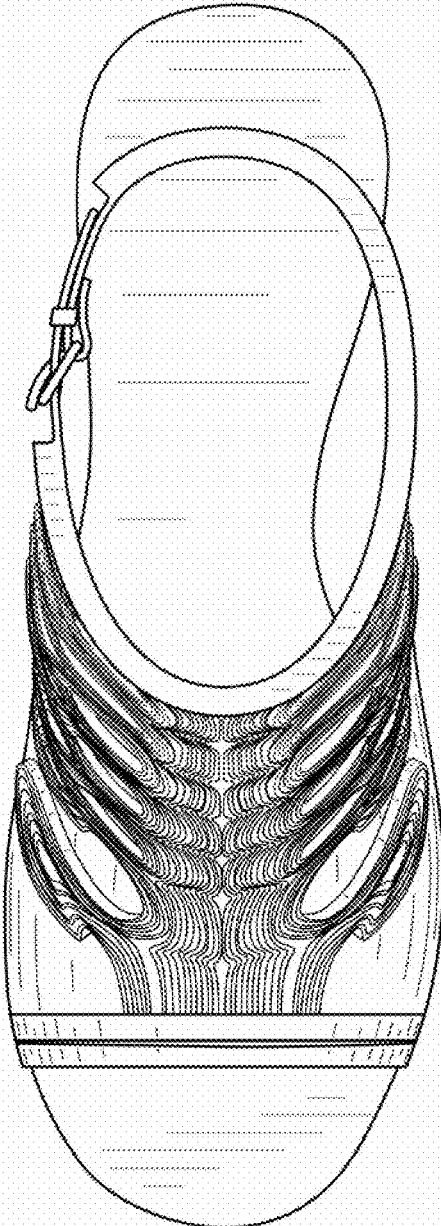


FIG. 6

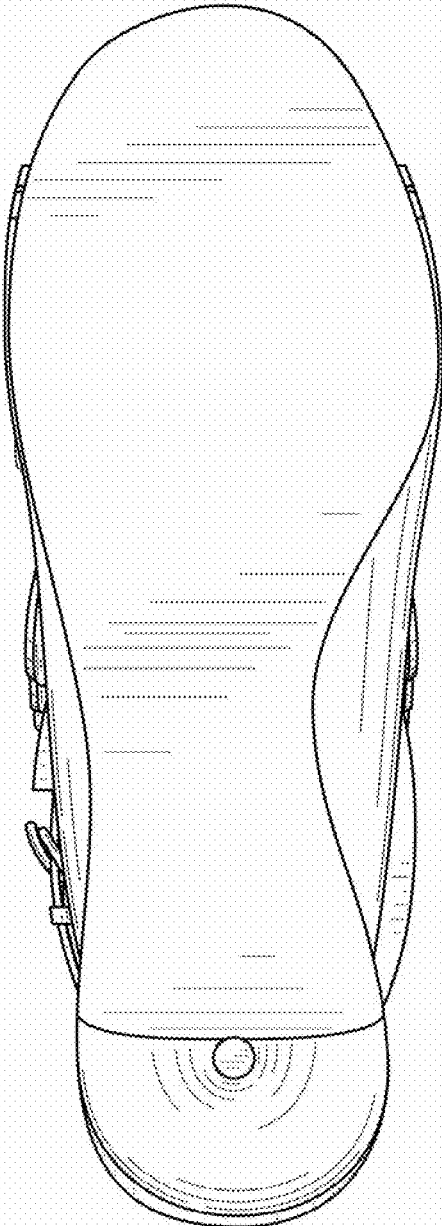


FIG. 7