



US0D1060212S

(12) **United States Design Patent**  
**Chandrasekharan et al.**

(10) **Patent No.:** **US D1,060,212 S**  
(45) **Date of Patent:** **\*\* Feb. 4, 2025**

- (54) **BATTERY PACK**
- (71) Applicant: **TECHTRONIC CORDLESS GP,**  
Anderson, SC (US)
- (72) Inventors: **Nataraj Chandrasekharan,** Anderson,  
SC (US); **Ryan J. Marino,** Greenville,  
SC (US); **Brent M. Willey,** Anderson,  
SC (US); **Matthew T. Aaron,**  
Greenville, SC (US); **Frederick Bryan,**  
Greenville, SC (US); **Tyler J. Rowe,**  
Anderson, SC (US)

- 7,618,741 B2 11/2009 Casalena et al.
  - 7,648,402 B2 1/2010 Rejman
  - 7,688,028 B2 3/2010 Phillips et al.
  - 7,723,952 B2 5/2010 Phillips et al.
- (Continued)

**FOREIGN PATENT DOCUMENTS**

- CN 302042904 S 8/2012
  - CN 305080827 S 3/2019
- (Continued)

**OTHER PUBLICATIONS**

- (73) Assignee: **Techtronic Cordless GP,** Anderson, SC  
(US)
- (\*\*) Term: **15 Years**
- (21) Appl. No.: **29/814,826**
- (22) Filed: **Nov. 9, 2021**

Office Action and Search Report issued by the Taiwanese Patent Office for Application No. 109302294 dated Nov. 13, 2020 (4 pages including statement of relevance).  
(Continued)

*Primary Examiner* — Alison M Ofstun  
(74) *Attorney, Agent, or Firm* — Michael Best & Friedrich LLP

**Related U.S. Application Data**

- (62) Division of application No. 29/694,581, filed on Jun. 12, 2019, now Pat. No. Des. 937,759.
- (51) **LOC (15) Cl.** ..... **13-02**
- (52) **U.S. Cl.**  
USPC ..... **D13/103**
- (58) **Field of Classification Search**  
USPC ..... D13/103, 110, 118–119, 184, 199  
CPC ..... H01M 10/52; H01M 6/00; H01M 6/10;  
H01M 6/14  
See application file for complete search history.

- (57) **CLAIM**  
The ornamental design for a battery pack, as shown and described.

**DESCRIPTION**

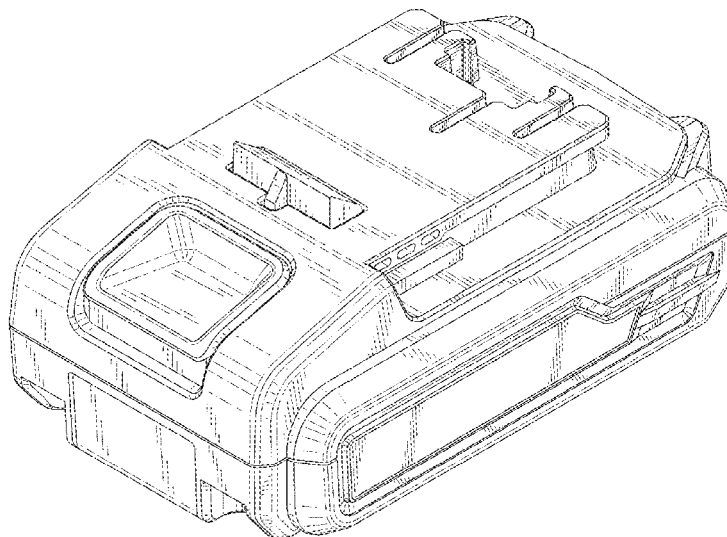
FIG. 1 is a top, front perspective view of a battery pack, showing our new design;  
FIG. 2 is a top, left, rear perspective view thereof;  
FIG. 3 is a top, right, rear perspective view thereof;  
FIG. 4 is a right side elevation view thereof;  
FIG. 5 is a left side elevation view thereof;  
FIG. 6 is a front view thereof;  
FIG. 7 is a rear view thereof;  
FIG. 8 is a top view thereof; and,  
FIG. 9 is a bottom view thereof.  
In the drawings, the broken lines illustrate portions of the article which form no part of the claimed design.

(56) **References Cited**

**U.S. PATENT DOCUMENTS**

- 6,274,266 B1 8/2001 Wang
- D512,961 S 12/2005 Okuda et al.
- D550,152 S \* 9/2007 Okuda ..... D13/103
- 7,491,466 B2 2/2009 Feddrix et al.
- 7,588,471 B2 9/2009 Rejman

**1 Claim, 8 Drawing Sheets**



(56)

References Cited

U.S. PATENT DOCUMENTS

7,777,448 B2 8/2010 Beghelli  
 7,868,591 B2 1/2011 Phillips et al.  
 D633,036 S 2/2011 Murray  
 D640,190 S 6/2011 Aglassinger  
 D640,628 S \* 6/2011 Lopano ..... D13/103  
 D643,809 S 8/2011 Okuda et al.  
 D657,307 S 4/2012 Zhao  
 D682,194 S 5/2013 Jiang et al.  
 D684,528 S 6/2013 Murray  
 D698,312 S 1/2014 Miller  
 8,691,411 B2 4/2014 Takahashi et al.  
 8,728,656 B2 5/2014 Takahashi et al.  
 D712,826 S 9/2014 Marino et al.  
 8,974,933 B2 3/2015 Krishnamurthi et al.  
 9,023,514 B2 5/2015 Tatehata et al.  
 9,112,292 B2 8/2015 Ogura  
 9,172,115 B2 10/2015 Kolden et al.  
 D748,577 S 2/2016 Marino et al.  
 D770,377 S 11/2016 Kondo  
 9,484,756 B2 11/2016 Su et al.  
 9,508,977 B2 11/2016 Tatehata et al.  
 D785,562 S 5/2017 Cooper  
 D790,307 S 6/2017 Marino et al.  
 9,685,682 B2 6/2017 Hoshi et al.  
 D800,062 S 10/2017 Rowe et al.  
 D800,656 S 10/2017 Marino et al.  
 9,793,534 B2 10/2017 Takahashi et al.  
 D801,916 S 11/2017 Altenburger et al.  
 D801,917 S 11/2017 Jiang  
 9,825,263 B2 11/2017 Tatehata et al.  
 D819,562 S \* 6/2018 Waldron ..... D13/103  
 D826,149 S 8/2018 Cooper  
 D826,150 S 8/2018 Cayon  
 D884,601 S 5/2020 Zhou  
 D898,662 S \* 10/2020 Waldron ..... D13/103  
 D911,268 S \* 2/2021 Matteo ..... D13/103  
 D922,939 S \* 6/2021 Ye ..... D13/103  
 D924,795 S \* 7/2021 Zhong ..... D13/103  
 D945,959 S \* 3/2022 Okuda ..... D13/103  
 D952,554 S \* 5/2022 Xu ..... D13/103  
 11,670,819 B2 \* 6/2023 Rowe ..... H01M 50/213  
 429/99  
 D1,001,728 S \* 10/2023 Li ..... D13/103  
 D1,012,855 S \* 1/2024 Cagle ..... D13/120  
 D1,016,002 S \* 2/2024 Aoki ..... D13/103  
 D1,016,003 S \* 2/2024 Aoki ..... D13/103  
 2004/0196599 A1 10/2004 Kim  
 2006/0087283 A1 4/2006 Phillips et al.  
 2006/0087284 A1 4/2006 Phillips et al.  
 2006/0087285 A1 4/2006 Phillips et al.  
 2006/0087286 A1 4/2006 Phillips et al.  
 2006/0275656 A1 12/2006 Feddrix et al.  
 2007/0273330 A1 11/2007 Beghelli  
 2008/0003494 A1 1/2008 Rejman  
 2008/0084181 A1 4/2008 Griffin  
 2009/0186262 A1 7/2009 Takahashi et al.  
 2009/0197161 A1 8/2009 Nakamura  
 2009/0202896 A1 8/2009 Rejman  
 2009/0246608 A1 10/2009 Wu et al.  
 2010/0141207 A1 6/2010 Phillips et al.  
 2010/0209751 A1 8/2010 Matthias et al.  
 2011/0133496 A1 6/2011 Cooper  
 2012/0045667 A1 2/2012 Yoneda et al.  
 2012/0052337 A1 3/2012 Krishnamurthi et al.

2012/0237801 A1 9/2012 Tatehata et al.  
 2013/0008682 A1 1/2013 Turner et al.  
 2013/0052502 A1 2/2013 Su et al.  
 2013/0244504 A1 9/2013 Ogura  
 2014/0030563 A1 1/2014 Hoshi et al.  
 2014/0037993 A1 2/2014 Takahashi et al.  
 2014/0248530 A1 9/2014 Takahashi et al.  
 2014/0266071 A1 9/2014 Tomiyasu et al.  
 2014/0272516 A1 9/2014 Tennison et al.  
 2014/0302353 A1 10/2014 Ogura  
 2014/0349143 A1 11/2014 Ogura et al.  
 2015/0263327 A1 9/2015 Tatehata et al.  
 2015/0357683 A1 12/2015 Lohr et al.  
 2015/0367497 A1 12/2015 Ito et al.  
 2016/0240901 A1 8/2016 Kondo  
 2016/0241065 A1 8/2016 Kondo et al.  
 2017/0040574 A1 2/2017 Tatehata et al.  
 2018/0040927 A1 2/2018 Rejman et al.  
 2018/0055324 A1 3/2018 Hwang et al.  
 2018/0277801 A1 9/2018 Brozek et al.  
 2020/0052257 A1 2/2020 Stanton et al.  
 2020/0139531 A1 5/2020 Zahn et al.

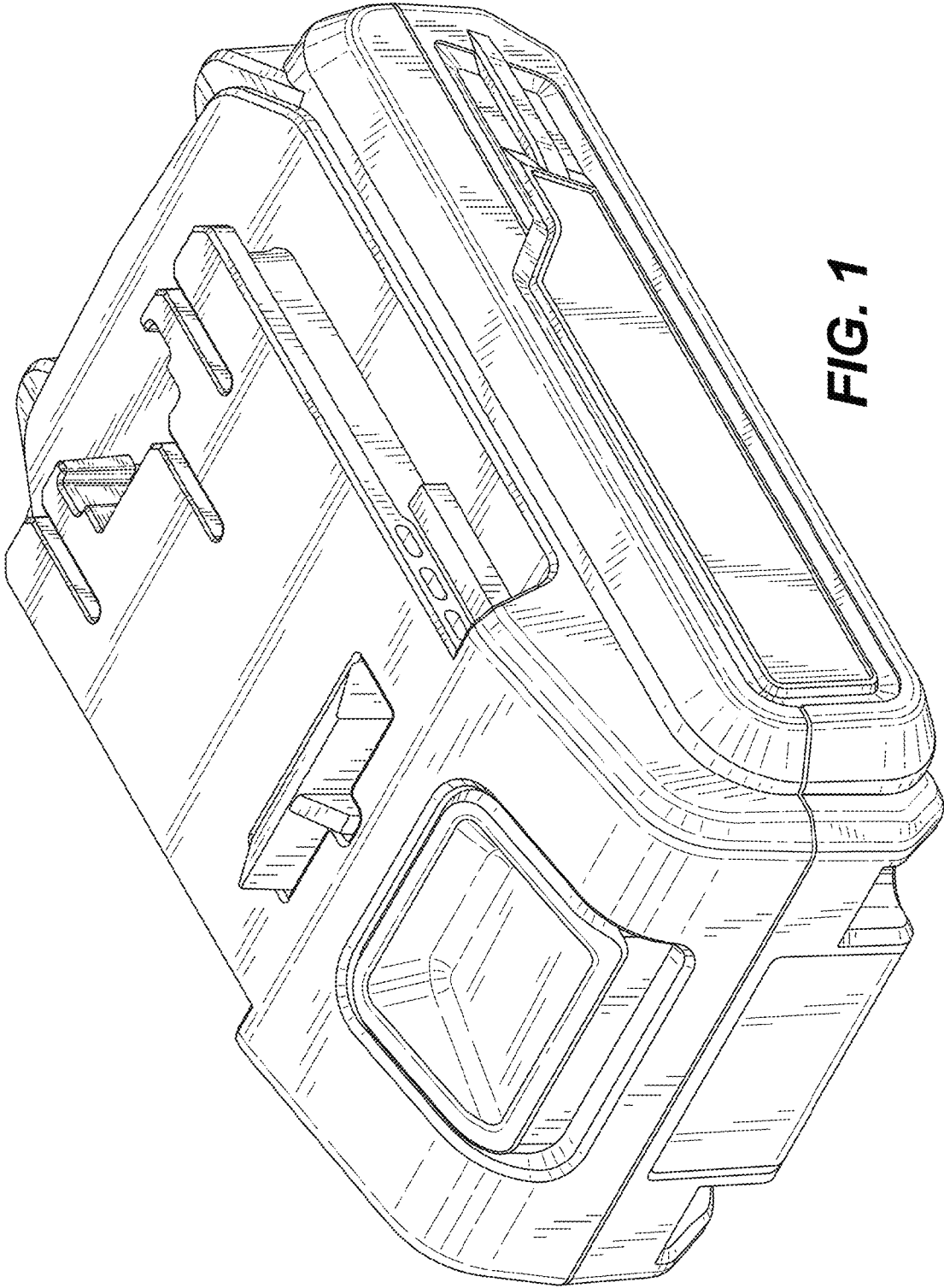
FOREIGN PATENT DOCUMENTS

EM 004682623-0001 1/2018  
 JP 1282585 S 10/2006  
 JP 1283335 S 10/2006  
 JP 1413656 S 5/2011  
 JP 1414124 S 5/2011  
 JP 1433483 S 2/2012  
 JP 1566388 S 1/2017  
 JP 1581410 S 7/2017  
 JP 1639514 S 8/2019  
 JP 1639646 S 8/2019  
 JP 1658289 S 4/2020  
 JP 1660892 S 6/2020  
 JP 1660893 S 6/2020  
 KR 300599097 S 5/2011  
 TW D197451 S 5/2019  
 WO 9323888 A1 11/1993  
 WO 2018079722 A1 5/2018

OTHER PUBLICATIONS

Office Action and Search Report issued by the Taiwanese Patent Office for Application No. 108304036 dated May 21, 2020 (4 pages including statement of relevance).  
 Notice of Allowance issued by the Japanese Patent Office for Application No. 2019-027625 dated Jul. 14, 2020 (4 bages including statement of relevance).  
 Notice of Allowance issued by the Japanese Patent Office for Application No. 2019-027626 dated Jul. 14, 2020 (4 bages including statement of relevance).  
 First Substantive Examination Requirement issued by the Mexican Patent Office for Application No. MX/f/2019/003512 dated Feb. 16, 2021 (10 pages including English translation).  
 Office Action issued by the Chilean Patent Office for Application No. 2019003644 dated Sep. 21, 2021 (16 pages including statement of relevance).  
 Stone et al., "A Modular Design Approach to Support Sustainable Design," ASME 2004 Design Engineering Technical Conference, @ 2004, 10 pages.

\* cited by examiner



**FIG. 1**

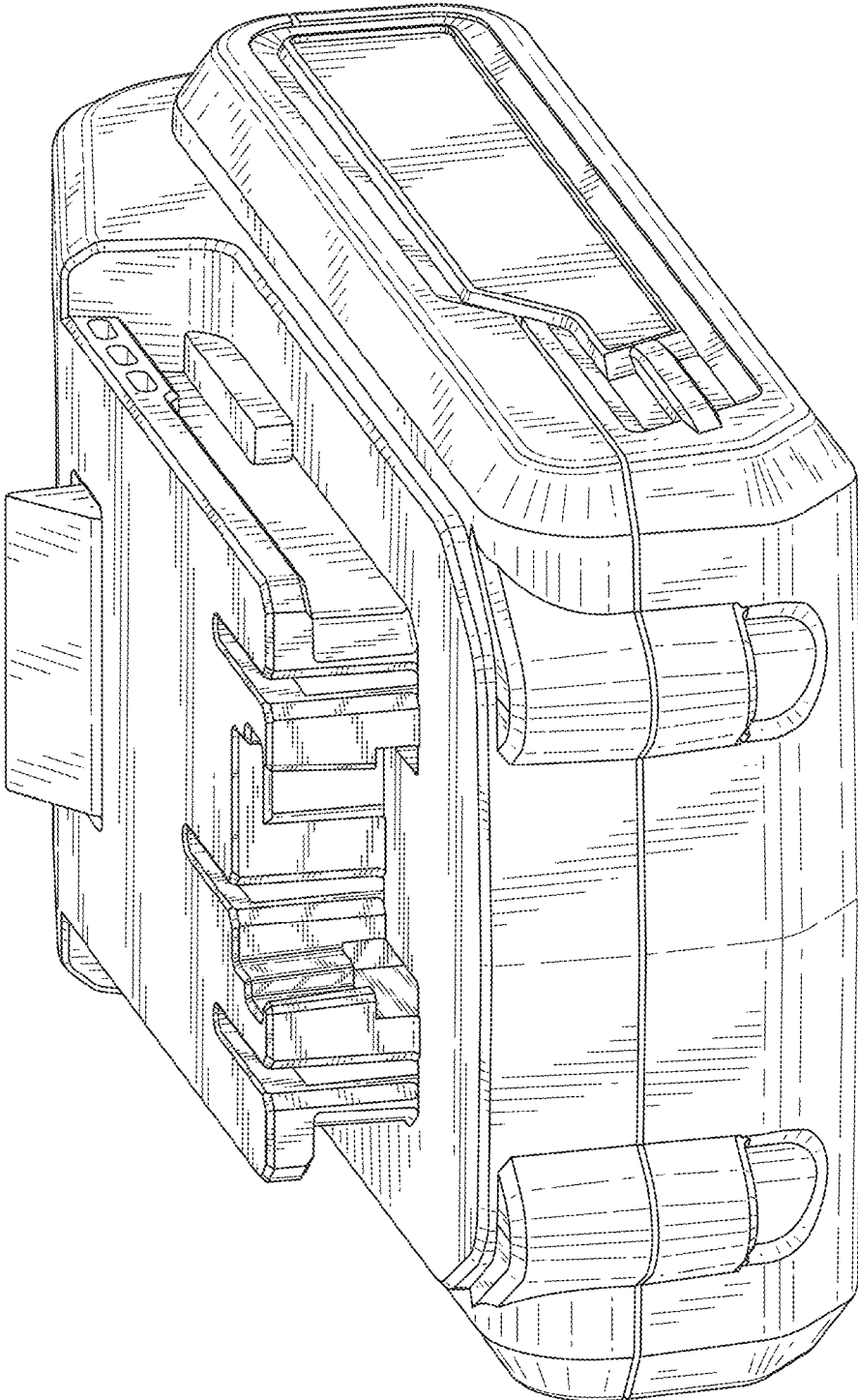
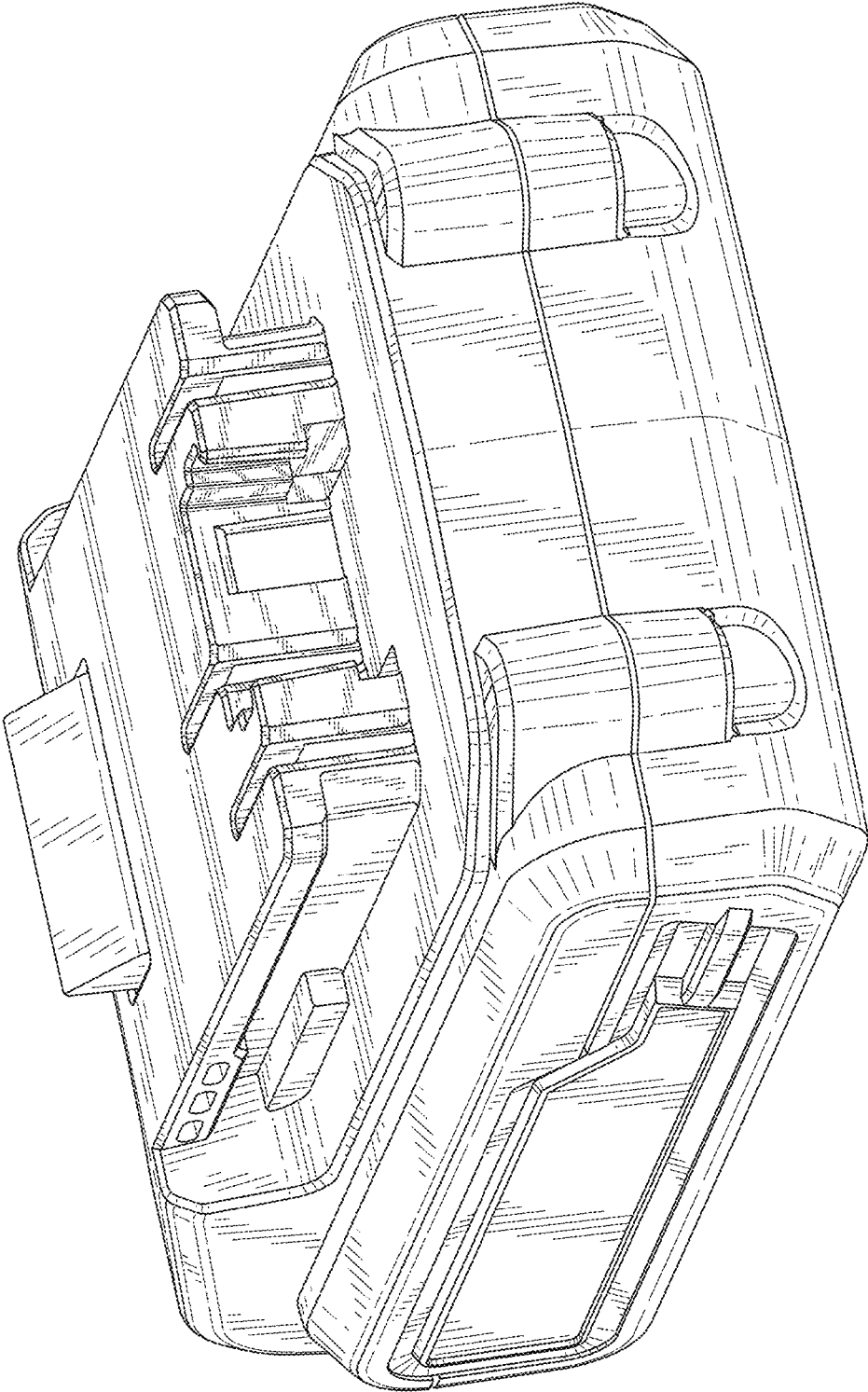
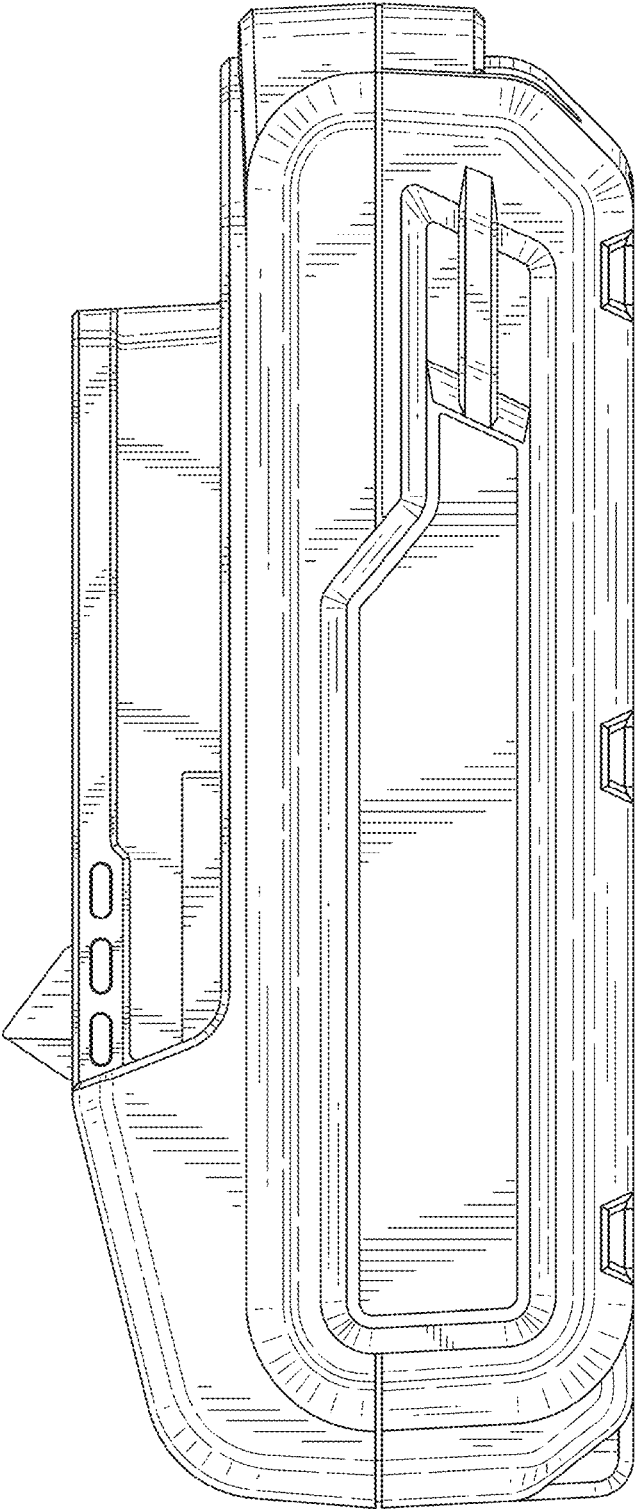


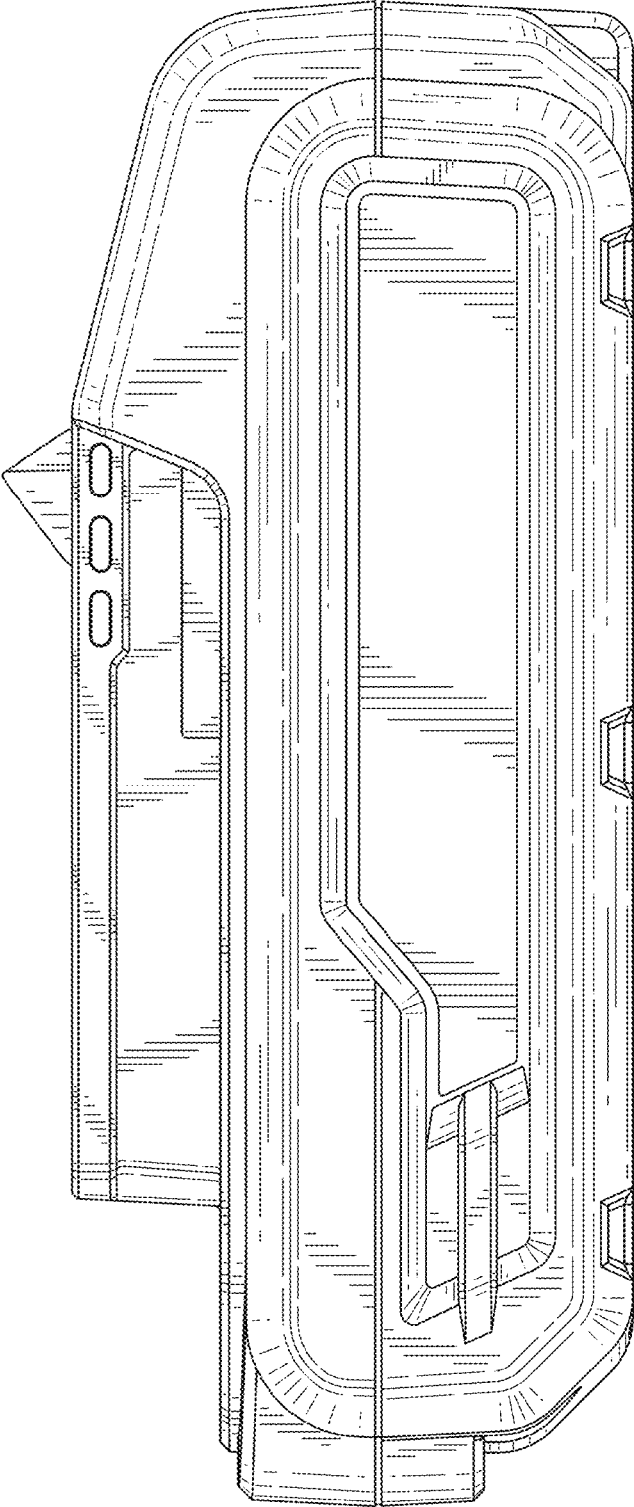
FIG. 2



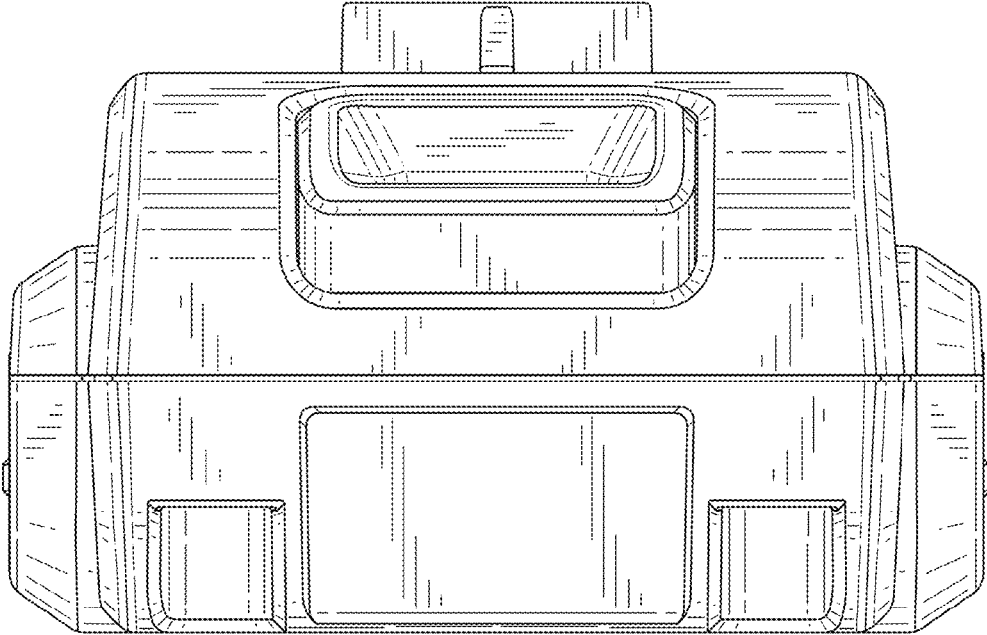
**FIG. 3**



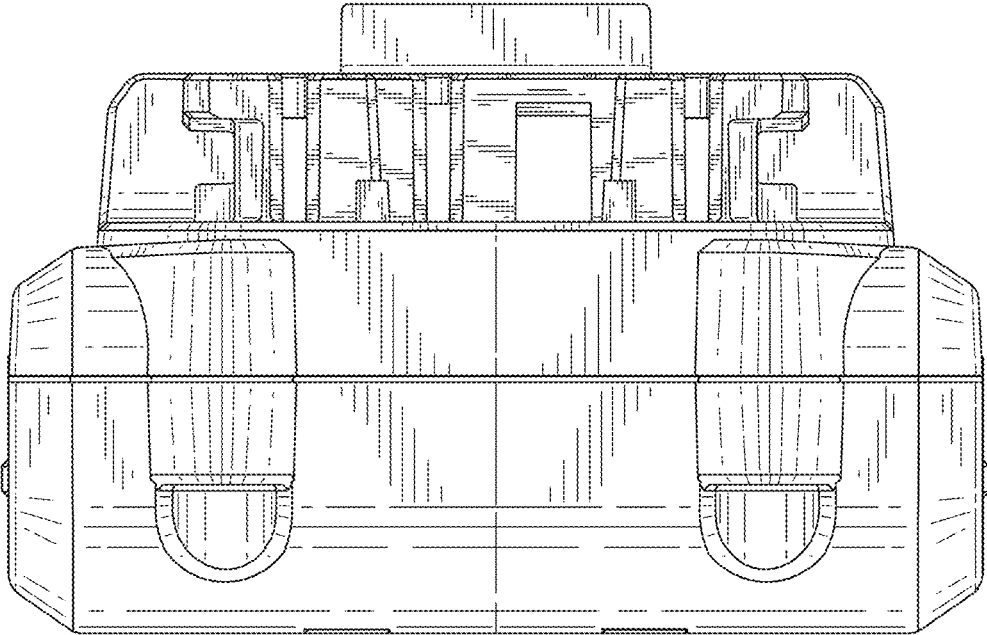
**FIG. 4**



**FIG. 5**

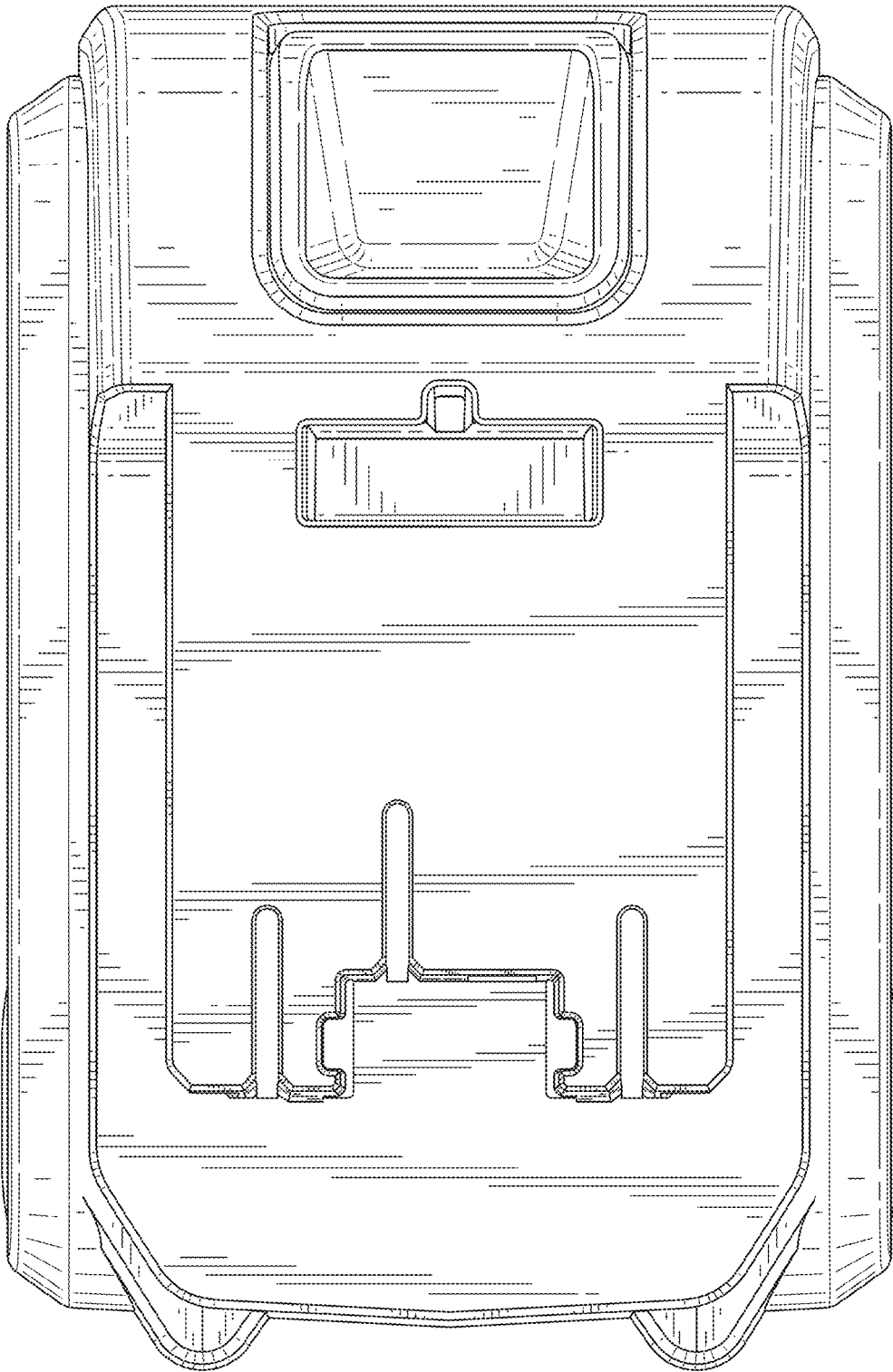


**FIG. 6**




**FIG. 7**





**FIG. 8**



**FIG. 9**