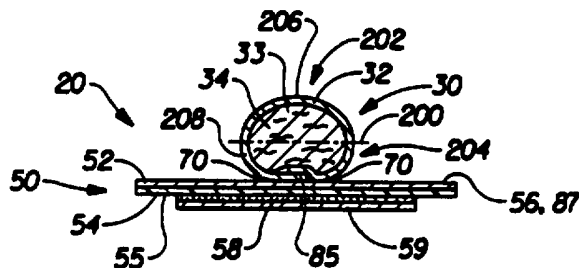
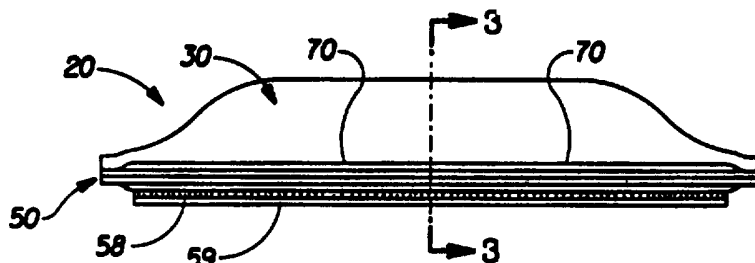




INTERNATIONAL APPLICATION PUBLISHED UNDER THE PATENT COOPERATION TREATY (PCT)

<p>(51) International Patent Classification⁶ : A61F 13/15</p>	<p>A1</p>	<p>(11) International Publication Number: WO 96/25903</p> <p>(43) International Publication Date: 29 August 1996 (29.08.96)</p>
<p>(21) International Application Number: PCT/US96/01647</p> <p>(22) International Filing Date: 6 February 1996 (06.02.96)</p> <p>(30) Priority Data: 08/394,102 24 February 1995 (24.02.95) US</p> <p>(71) Applicant: THE PROCTER & GAMBLE COMPANY [US/US]; One Procter & Gamble Plaza, Cincinnati, OH 45202 (US).</p> <p>(72) Inventors: OETJEN, David, Christopher; 8224 Autumn Lane, West Chester, OH 45069 (US). McFALL, Ronald, Ray; 8253 White Hill Lane, Est Chester, OH 45069 (US). COE, Richard, George; 7420 Heatherwood Lane, Cincinnati, OH 45244 (US).</p> <p>(74) Agents: REED, T., David et al.; The Procter & Gamble Company, 5299 Spring Grove Avenue, Cincinnati, OH 45217 (US).</p>		<p>(81) Designated States: AL, AM, AT, AU, AZ, BB, BG, BR, BY, CA, CH, CN, CZ, DE, DK, EE, ES, FI, GB, GE, HU, IS, JP, KE, KG, KP, KR, KZ, LK, LR, LS, LT, LU, LV, MD, MG, MK, MN, MW, MX, NO, NZ, PL, PT, RO, RU, SD, SE, SG, SI, SK, TJ, TM, TR, TT, UA, UG, UZ, VN, ARIPO patent (KE, LS, MW, SD, SZ, UG), Eurasian patent (AZ, BY, KG, KZ, RU, TJ, TM), European patent (AT, BE, CH, DE, DK, ES, FR, GB, GR, IE, IT, LU, MC, NL, PT, SE), OAPI patent (BF, BJ, CF, CG, CI, CM, GA, GN, ML, MR, NE, SN, TD, TG).</p> <p>Published <i>With international search report.</i> <i>Before the expiration of the time limit for amending the claims and to be republished in the event of the receipt of amendments.</i></p>

(54) Title: COMPOUND SANITARY NAPKIN



(57) Abstract

The present invention pertains to a compound sanitary napkin. The compound sanitary napkin includes a primary absorbent member secured to a secondary absorbent member. The primary absorbent member includes an absorbent core wrapped in an outer cover, at least a portion of the outer cover being liquid impervious. The secondary absorbent member includes a liquid impervious backsheet and an absorbent material joined thereto. Optionally, the secondary absorbent member includes a backsheet, a topsheet joined to the backsheet and an absorbent core disposed between the backsheet and the topsheet.

FOR THE PURPOSES OF INFORMATION ONLY

Codes used to identify States party to the PCT on the front pages of pamphlets publishing international applications under the PCT.

AM	Armenia	GB	United Kingdom	MW	Malawi
AT	Austria	GE	Georgia	MX	Mexico
AU	Australia	GN	Guinea	NE	Niger
BB	Barbados	GR	Greece	NL	Netherlands
BE	Belgium	HU	Hungary	NO	Norway
BF	Burkina Faso	IE	Ireland	NZ	New Zealand
BG	Bulgaria	IT	Italy	PL	Poland
BJ	Benin	JP	Japan	PT	Portugal
BR	Brazil	KE	Kenya	RO	Romania
BY	Belarus	KG	Kyrgyzstan	RU	Russian Federation
CA	Canada	KP	Democratic People's Republic of Korea	SD	Sudan
CF	Central African Republic	KR	Republic of Korea	SE	Sweden
CG	Congo	KZ	Kazakhstan	SG	Singapore
CH	Switzerland	LI	Liechtenstein	SI	Slovenia
CI	Côte d'Ivoire	LK	Sri Lanka	SK	Slovakia
CM	Cameroon	LR	Liberia	SN	Senegal
CN	China	LT	Lithuania	SZ	Swaziland
CS	Czechoslovakia	LU	Luxembourg	TD	Chad
CZ	Czech Republic	LV	Latvia	TG	Togo
DE	Germany	MC	Monaco	TJ	Tajikistan
DK	Denmark	MD	Republic of Moldova	TT	Trinidad and Tobago
EE	Estonia	MG	Madagascar	UA	Ukraine
ES	Spain	ML	Mali	UG	Uganda
FI	Finland	MN	Mongolia	US	United States of America
FR	France	MR	Mauritania	UZ	Uzbekistan
GA	Gabon			VN	Viet Nam

COMPOUND SANITARY NAPKIN

5

FIELD OF THE INVENTION

The present invention relates to disposable sanitary napkins. As used herein, sanitary napkins are considered to be absorbent devices designed to be worn externally of the body by women, usually during their menstrual periods, and to receive and contain menses and other vaginal discharges. Disposable sanitary napkins are intended to be discarded after use and soiling rather than being cleaned and reused.

10

BACKGROUND OF THE INVENTION

In their simplest form, disposable sanitary napkins comprise an absorbent element (sometimes referred to as an absorbent core) interposed between a liquid pervious body-contacting element (sometimes referred to as a topsheet or an overwrap) and a liquid impervious protective barrier (sometimes referred to as a backsheet). The absorbent element is intended to receive and contain menses and other vaginal discharges. The body-contacting element is intended to provide more or less comfortable and dry-feeling contact with body surfaces while allowing free passage of fluids therethrough into the absorbent element. The protective barrier is intended to prevent menses or other vaginal discharges which are expelled or which escape from the absorbent element from soiling the user's garments.

15

20

In addition to the three functional elements mentioned above, disposable sanitary napkins are generally provided with means for supporting the device adjacent the user's crotch area, even as the user moves, where it can most effectively perform its intended function. Typically, sanitary napkins are provided with an adhesive attachment means for securing the device to the inner crotch area of the user's undergarments.

25

While previously known sanitary napkins do perform their intended function, each conventional design suffers from certain deficiencies in one or more of absorbency of body fluids, protection of the user's garments from soiling, and/or physical comfort to the user.

30

With respect to disposable sanitary napkins, at least two general classes presently exist. One such class is identified as being intended for the absorption of medium to high menstrual flows. These sanitary napkins offer a relatively high absorptive capacity. Absorptive capacity is commonly achieved by providing the

35

sanitary napkin with a relatively thick and bulky absorbent member. While having a relatively high absorptive capacity, the bulkiness of the absorbent member may cause a certain degree of wearing discomfort.

A second class of sanitary napkins are intended for light or low menstrual flows and are commonly referred to as pantliners or pantishields. Sanitary napkins of this class, as a group, are thinner, somewhat more flexible and generally more comfortable than those of the first class. However, sanitary napkins of the second class typically lack the absorptive capacity of sanitary napkins of the first class.

One attempt to provide the benefits of the previously described two classes of sanitary napkins into a single compound sanitary napkin is disclosed in commonly assigned U.S. Patent No. 4,425,130 issued to DesMarais on January 10, 1984. The compound sanitary napkin of DesMarais comprises a primary menstrual pad and a panty protector joined to one another at their corresponding ends in such a manner that the two constituents are free to move relative to one another along essentially their entire common length. The primary menstrual pad is intended to absorb the bulk of the bodily fluids discharged by the user, while the panty protector is intended to protect the user's garments from soiling. In use, the relative freedom of movement between the primary menstrual pad and the panty protector serves to maintain the primary menstrual pad adjacent the user's crotch region while the panty protector remains associated with the user's undergarment. While the relative freedom of movement between the primary menstrual pad and the panty protector serves to maintain the primary menstrual pad near the user's crotch region, this freedom of movement may lead to a lack of stability if the primary menstrual pad moves laterally beyond the side edges of the panty protector, providing an opportunity for soiling the user's undergarment.

Furthermore, the relative freedom of movement between the primary menstrual pad and the panty protector alone may be insufficient to capture bodily fluid as it exits the wearer's vaginal opening. The primary menstrual pad is preferably narrow enough to at least reside partially within the external genitalia. Optionally, the primary menstrual pad may be wider than the distance between the labia majora, but exhibits a lateral compression or conformability at relatively low forces, such as the forces exerted by the soft tissue of the female external genitalia, such that a portion of the primary menstrual pad is able to at least reside partially within the external female genitalia. By being conformable at relatively low forces, the primary absorbent member remains comfortable during use. In addition, the primary menstrual pad preferably exhibits a resilient recovery to enable the pad to conform to the body as the pad and body interface is subjected to shape changes.

As the primary menstrual pad is made narrower to fit the body, the panty protector preferably remains sufficiently wide enough to provide a stable attachment to the wearer's undergarment and to sufficiently cover the undergarment to protect it from soiling.

5

SUMMARY OF THE INVENTION

The present invention pertains to a compound sanitary napkin. The compound sanitary napkin comprises a primary absorbent member including an absorbent core wrapped in an outer covering, at least a portion of the outer covering being liquid impervious. The compound sanitary napkin further comprises a secondary absorbent member that is secured to the primary absorbent member. The secondary absorbent member comprises a liquid impervious backsheet and an absorbent material joined thereto. Optionally, the secondary absorbent member comprises a backsheet, a topsheet joined to the backsheet and an absorbent core disposed between the backsheet and the topsheet.

10
15

BRIEF DESCRIPTION OF THE DRAWINGS

While the specification concludes with claims particularly pointing out and distinctly claiming the present invention, it is believed that the present invention will be better understood from the following description in conjunction with the following drawings, in which like reference numbers identify identical elements and wherein:

20

FIG. 1 is a top plan view of one embodiment of the compound sanitary napkin of the present invention;

25

FIG. 2 is a side elevation view of the compound sanitary napkin shown in FIG. 1;

FIG. 3 is a cross-sectional view of the compound sanitary napkin shown in FIGS. 1 and 2 as taken along section line 3-3 of FIG. 2; and

FIGS. 4, 5 and 6 are cross-sectional views of other embodiments of the compound sanitary napkin of the present invention.

30

DETAILED DESCRIPTION OF THE INVENTION

This invention is of a body fitting compound sanitary napkin which exhibits absorbency for bodily fluids, the protection of the user's garments from soiling, and physical comfort to the user. The term "sanitary napkin", as used herein, refers to an article which is worn by females adjacent to the pudendal region and which is intended to absorb and contain the various exudates which are discharged from the body (e.g.,

35

blood, menses, and urine) and which is intended to be discarded after a single use (i.e., it is not intended to be laundered or otherwise restored or reused). The term "compound sanitary napkin", as used herein, refers to a sanitary napkin comprised of separate constituents joined to one another to form a unitary structure. Interlabial devices which reside partially within and partially external of the wearer's vestibule are also within the scope of this invention. As used herein, the term "pudendal" refers to the externally visible female genitalia and is limited to the labia majora, the labia minora, the clitoris, and the vestibule.

Referring now to FIGS. 1-3, there is shown one preferred embodiment of a compound sanitary napkin 20 of the present invention. As can be seen in FIGS. 1-3, the compound sanitary napkin 20 comprises a primary absorbent member 30 and a secondary absorbent member 50 joined together by union means 70. The compound sanitary napkin has two surfaces, a body contacting or facing surface, and a garment facing or contacting surface. The primary and secondary absorbent members each have corresponding body facing and garment facing surfaces. The compound sanitary napkin 20 has two centerlines, a longitudinal centerline L and a transverse centerline T. The term "longitudinal", as use herein, refers to a line, axis or direction in the plane of the compound sanitary napkin that is generally aligned with (e.g., approximately parallel to) a vertical plane which bisects a standing wearer into left and right body halves when the compound sanitary napkin is worn. The terms "transverse" or "lateral", as used herein, are interchangeable, and refer, to a line, axis, or direction which lies within the plane of the compound sanitary napkin that is generally perpendicular to the longitudinal direction.

The primary absorbent member 30 has side edges 24 and end edges 25 which together form the periphery 26 of the primary absorbent member 30. The secondary absorbent member 50 has side edges 21 and end edges 22 which together form the periphery 23 of the secondary absorbent member and the compound sanitary napkin 20. The compound sanitary napkin 20 has a first end region 27, a central region 28, and a second end region 29.

The primary absorbent member 30 is that constituent of the compound sanitary napkin 20 intended to absorb the bulk of bodily fluids discharged by the user. The primary absorbent member 30 has a centerline 200, as shown in FIG. 3 that divides the primary absorbent member 30 into an upper portion 202 and a lower portion 204. The primary absorbent member 30 comprises an absorbent means 33, such as absorbent core 34, and an outer cover 32 superimposed on the absorbent core 34. (As used herein, the term "superimposed" means adjacent or juxtaposed, but not necessarily in

contact with or joined to.) The outer cover 32 preferably comprises a first segment 206 disposed in the upper portion 202 and at least one second segment 208 disposed in the lower portion 204. The first segment 206 is liquid pervious whereas at least a portion of the second segment 208 is preferably liquid impervious. Preferably, the entire second segment 208 disposed in the lower portion 204 is liquid impervious. Other embodiments are contemplated wherein the second segment 208 is hydrophobic and not necessarily liquid impervious.

Preferably, at least the first segment 206 of the outer cover 32 is compliant, soft feeling, and non-irritating to the wearer's skin. Further, as stated above, at least the first segment of the outer cover 32 is liquid pervious, permitting liquid to readily penetrate through its thickness. A suitable outer cover 32 may be manufactured from a wide range of materials such as woven and nonwoven materials; polymeric materials such as apertured formed thermoplastic films, apertured plastic films, and hydroformed thermoplastic films; porous foams; reticulated foams; reticulated thermoplastic films; and thermoplastic scrims. Suitable woven and nonwoven materials can be comprised of natural fibers (e.g., wood or cotton fibers), synthetic fibers (e.g., polymeric fibers such as polyester, polypropylene, or polyethylene fibers); or from a combination of natural and synthetic fibers.

The outer cover 32 may be a unitary member or may be comprised of two or more elements joined together to form the outer cover 32. Further, the any portion of the materials comprising the outer cover may be coated, laminated, treated or otherwise manipulated to impart or enhance any desired characteristics such as strength, flexibility, liquid perviousness or imperviousness.

A preferred outer cover 32 comprises formed film having apertures in at least the first segment 206. Formed films are preferred for the outer cover 32 because they are resistant to wicking and are easily manufactured having portions with apertures and portions without apertures. The apertured segments of a formed film are generally pervious to body exudates and yet non-absorbent, thus reducing the likelihood of liquids passing back through the film and rewetting the wearer's skin. Accordingly, the surface of the formed film which is in contact with the body remains dry, thereby reducing body soiling and creating a more comfortable feel for the wearer. The non-apertured segments of the formed films are liquid impervious, thus preventing any fluids from passing therethrough. Suitable formed films are described in U.S. Pat. No. 3,929,135, issued to Thompson on December 30, 1975; U.S. Pat. No. 4,324,246, issued to Mullane, et al. on April 13, 1982; U.S. Pat. No. 4,342,314, issued to Radel, et al. on August 3, 1982; U.S. Pat. No. 4,463,045, issued to Ahr, et al. on July 31, 1984;

and U.S. Pat. No. 5,006,394, issued to Baird on April 9, 1991. Each of these patents are incorporated herein by reference. One especially preferred outer cover 32 for the primary absorbent member 30 of the present invention comprises a formed film described in one or more of the above patents and marketed on sanitary napkins by The Procter & Gamble Company of Cincinnati, Ohio as "DRI-WEAVE".

In a preferred embodiment of the present invention, the exposed surface of at least the first segment 206 of the outer cover 32 comprising the formed film is hydrophilic so as to help liquid transfer through the outer cover 32 faster than if the body surface was not hydrophilic. This diminishes the likelihood that menstrual fluid will flow off the first segment 206 of the outer cover 32 rather than flowing into and being absorbed by the absorbent core 34. In a preferred embodiment, surfactant is incorporated into the polymeric materials of the formed film such as is described in U.S. Patent Application Serial No. 08/072,660, entitled "Absorbent Article Having a Nonwoven and Apertured Film Coversheet" filed on June 4, 1993 by Aziz, et al., which is incorporated herein by reference. Alternatively, a surfactant may be incorporated within the polymer resin forming the outer cover 32 or the body surface of the first segment 206 of the outer cover 32 can be made hydrophilic by treating it with a surfactant such as described in U.S. Pat. No. 4,950,264 issued to Osborn on August 21, 1990 and which is incorporated herein by reference.

As stated above, the outer cover 32 is preferably superimposed on the absorbent core 34. To insure proper fluid transfer between the outer cover 32 and the absorbent core 34 it is preferred that the outer cover be substantially continuously joined to the underlying absorbent core 34 throughout their common association or interface. (As used herein, the term "joined" encompasses configurations whereby an element is directly secured to another element by affixing the element to the other element, as well as configurations whereby an element is indirectly secured to another element by affixing the element to an intermediate member or members which in turn are affixed to the other element.) By substantially continuously joining the outer cover 32 to the underlying absorbent core 34 the outer cover 32 will have a reduced tendency to separate from the absorbent core 34 during use. Separation of the absorbent core from the outer cover 32 may inhibit fluid transfer from the outer cover 32 into the underlying absorbent core 34. The outer cover 32 may be joined to the absorbent core 34 by any suitable means, including, but not limited to joining the outer cover 32 with the absorbent core 34 with adhesives such as by spray-gluing or applying lines or spots of adhesives between the outer cover 32 and the absorbent core 34. Alternatively, or additionally, the outer cover 32 may be joined with the absorbent core 34 simply by

wrapping the outer cover 32 about the absorbent core 34, by entangling the fibers of the absorbent core 34 with the outer cover 32, by fusing the outer cover 32 to the absorbent core 34 with a plurality of discrete individual fusion bonds, or by any other means known in the art.

5 The absorbent core 34 may be any absorbent means which is generally compressible, conformable, resilient, non-irritating to the wearer's skin and capable of absorbing and containing body exudates. The total absorbent capacity of the absorbent core 34 should be compatible with the intended exudate loading for the primary absorbent member 30 of the compound sanitary napkin 20. Further, the absorbent
10 capacity of the absorbent core 34 may be varied to accommodate wearers ranging in the expected amount of exudate fluid volume. For instance, a different absorbent capacity may be utilized for compound sanitary napkins intended for day time use as compared with those intended for night time use, or for compound sanitary napkins intended for use by teenage females as compared with those intended by more mature
15 women.

The absorbent core 34 may be manufactured from a wide variety of liquid absorbent materials commonly used in disposable sanitary napkins, and other disposable absorbent articles. Examples of suitable absorbent materials include comminuted wood pulp, which is generally referred to as airfelt; creped cellulose wadding, modified
20 cross-linked cellulose fibers such as those described in U.S. Patent No. 5,217,445 issued to Young, et al. on June 8, 1993; capillary channel fibers (fibers having intra-fiber capillary channels such as those described in U.S. Patent No. 5,200,248 issued to Thompson, et al. on April 6, 1993); absorbent foams such as those described in U.S. Patent No. 5,260,345, issued to DesMarais, et al. on November 9, 1993 and U.S.
25 Patent No. 5,268,244 issued to DesMarais, et al. on December 7, 1993); thermally bonded airlay materials such as those material described in U.S. Patent Application Serial No. 08/141,156, entitled "Catamenial Absorbent Structures Having Thermally Bonded Layers For Improved Handling of Menstrual Fluids and Their Use In Catamenial Pads Having Improved Fit and Comfort" filed in the name of Richards, et
30 al. on October 21, 1993 (P&G Case 5051); absorbent sponges; synthetic staple fibers; polymeric fibers; hydrogel-forming polymer gelling agents; peat moss; or any equivalent materials or combinations of materials. All of the above-identified Patents and patent applications are hereby incorporated by reference herein.

Suitable absorbent cores comprising foams are described in U.S. Pat. No.
35 5,260,345 issued November 9, 1993, U.S. Pat. No. 5,147,345 issued September 15, 1992, and U.S. Pat. No. 5,149,720 issued September 22, 1992. The first and third

patents listed in the names of DesMarais, et al., and the second patent issued in the name of Young, et al. Additional cores comprising foams are described in European Application 0 293 208 B1. Absorbent cores comprising sponges are described in U.S. Pat. Nos. 3,512,530; and 3,954,493; and French Patent 2,203,827. Examples of alternative suitable absorbent cores are described in detail in co-pending U.S. Patent Application Serial No. 08/277,733 (P&G Case 5395). All of the above-identified references are hereby incorporated by reference herein.

Materials selected for use as the absorbent core 34 are preferably compliant, soft, comfortable, compressible and resilient to enhance body fit and comfort of the primary absorbent member 30. Preferably, the absorbent core 34 is compressible such that the primary absorbent member 30 will deform under relatively small forces that are experienced during normal use. In addition to being compressible, the materials comprising the absorbent core are preferably conformable such that the primary absorbent member 30 is able to provide improved fit into and around the labia and perineum. While being generally compressible and conformable under relatively small forces, those forces exerted by the external female genitalia during use, it is also important that the primary absorbent member 30 be sufficiently resilient such that when subjected to normal wearing forces it does not permanently collapse. Preferably, the primary absorbent member 30 will be sufficiently resilient that it will conform to the contours of the body to provide intimate contact with the exposed genitalia of the female user. Intimate contact with the exposed female genitalia helps provide better fluid transfer from the user into the primary absorbent member 30 without allowing fluid to bypass and/or run-off the primary absorbent member 30. While the resilient characteristics of the absorbent core 34 allow for improved fit, they must be balanced against the need for the product to be both soft and comfortable for the wearer. Although the core 34 shown in FIG. 3 has a generally circular cross-section, the absorbent core may be manufactured in a wide variety of shapes such as rectangular, triangular, oval, square, pentagonal, U-shaped, Z-folded, etc.

The primary absorbent member 30 may further comprise a resilient member 45 as is illustrated in FIG. 4. The resilient member 45 may comprise a single member or a plurality of individual members. Suitable materials which may be used as the resilient member 45 include, but are not limited to, nylon, polypropylene, polyurethane, polyethylene, polyester, synthetic rubber, and other synthetic materials such as formed films, or natural materials such as rubber, sponges, and the like or any suitable material which is capable of resisting collapse under normal wearing conditions of sanitary napkins during use. The resilient member 45 may be manufactured in a wide variety of

shapes such as rectangular, triangular, oval, square, pentagonal, U-shaped, Z-folded or any other shape as is known in the art.

The resilient member 45 may extend throughout the entire length of the primary absorbent member 30. The resilient member 45 may only extend through a portion of the length of the primary absorbent member 30. The resilient member 45 may be positioned within the first end region 27, the central region 28, the second end region 29 or any combination of the above. For example, the resilient member 45 may be positioned in either the first end region 27 or the second end region 29 of the primary absorbent member 30, in both the first end region 27 and the second end region 29 of the primary absorbent member 30, in the central region 28 of the primary absorbent member 30, or in the central region 28 and the end regions 27 and 29 of the primary absorbent member 30. The resiliency of the resilient member 45 is preferably not affected by the presence of body exudates absorbed by and contained within the absorbent core. The sustained resiliency of the resilient member 45 permits the primary absorbent member 30 to maintain intimate contact with the body of the wearer during use. The primary absorbent member 30 may include a resilient member 45 similar to the internal shaping component disclosed in U.S. Patent Application Serial Nos. 08/225,441, (P&G Case 5109R), entitled "Sanitary Napkin Having an Internal Shaping Component", filed April 8, 1994, in the name of Carl L. Bergman; 08/225,405, (P&G Case 5104R), entitled "Sanitary Napkin Having a Pleated Lifting Member", filed April 8, 1994, in the name of Ronald R. McFall; and 08/255,191, (P&G Case 5208), entitled "Sanitary Napkin Having an Independently Displaceable Central Core Segment", filed April 8, 1994, in the names of Ronald R. McFall et al. The disclosure of the above referenced applications are incorporated herein by reference.

The primary absorbent member 30 may comprise an acquisition layer 46, as shown in FIG. 4, positioned between the outer cover 32 and the absorbent core 34. The acquisition layer 46 may serve several functions including improving wicking of exudates over and into the absorbent core 34. By improving the wicking of exudates, the acquisition layer 46 provides a more even distribution of the exudates throughout the absorbent core 34. The acquisition layer 46 may be comprised of several different materials including nonwoven or woven webs of synthetic fibers including polyester, polypropylene, or polyethylene; natural fibers including cotton or cellulose; blends of such fibers; or any equivalent materials or combinations of materials. Examples of sanitary napkins having an acquisition layer are more fully described in U.S. Pat. No. 4,950,264 issued to Osborn and U.S. Pat. Application Serial No. 07/944,764, "Absorbent Article Having Fused Layers", filed October 7, 1992 in the names of Cree,

et al. Each of these references is incorporated herein by reference. In a preferred embodiment, the acquisition layer 46 may be joined with the outer cover 32 by any of the conventional means for joining webs together, most preferably by fusion bonds as is more fully described in the above-referenced Cree application.

5 While the primary absorbent member 30 can be generally of any cross-sectional shape in its unstressed condition it is preferably generally circular or oval in cross-section. The length 40 and the width 41 of the primary absorbent member 30 can be of any convenient dimension. The primary absorbent member 30, is preferably from about 2 to 35 cm long, more preferably from about 10 to 35 cm long, and most preferably
10 from about 20 to 35 cm long. A particularly preferred primary absorbent member 30 has a length of about 24 cm. The primary absorbent member 30, is preferably from about 0.5 to 5 cm wide, more preferably from about 0.5 to about 4 cm wide, and most preferably from about 0.5 to about 3 cm wide.

15 It may be desirable to provide a compound sanitary napkin having a primary absorbent member with varying degrees of width or caliper throughout its length. For example, the primary absorbent member may be relatively thicker in the central region as opposed to the end regions. Alternatively, the primary absorbent member may be relatively thinner in the central region as opposed to the end regions.

20 The second constituent of the compound sanitary napkin of the present invention is the secondary absorbent member 50. The secondary absorbent member can be of generally rectangular shape. However, other suitable shapes include but are not limited to oval, hourglass, dog-bone, asymmetric and other shapes that are known in the art. Further, the secondary absorbent member 50 of the present invention is preferably relatively thin and flexible. The secondary absorbent member 50 preferably
25 has a caliper of less than about 3.0 millimeters, more preferably less than about 2.6 millimeters, even more preferably less than about 2.2 millimeters, and most preferably less than about 2.0 millimeters.

30 The secondary absorbent member 50 preferably comprises an absorbent element 56 and a liquid impervious backsheets 54 joined with the absorbent element 56. As shown in FIG. 3, the absorbent element 56 may form the body contacting surface 87 of the secondary absorbent member 50. In other preferred embodiments, as shown in FIGS. 4 and 5, the secondary absorbent member 50 comprises a liquid impervious backsheet 54, a liquid pervious topsheet 52 joined with the backsheet 54 and an absorbent element 56 positioned between the topsheet 52 and the backsheet 54. In yet
35 other embodiments, as shown in FIG. 6, the secondary absorbent member 50 may comprise an acquisition layer 88 in addition to or in place of the topsheet 52.

The topsheet 52 can be any fluid pervious material commonly used in sanitary napkins, disposable diapers, and the like. The topsheet 52 can be any of the materials described above as being useful in the outer cover 32 of the primary absorbent member 30, including, but not limited to apertured formed films.

5 The acquisition layer 88 of the secondary absorbent member 50 may comprise any of the materials described above with regard to the primary absorbent member's 30 acquisition layer 46. In preferred embodiments, the secondary absorbent member 50 comprises an acquisition layer 88 disposed between the topsheet 52 and the absorbent element 56 as shown in FIG. 6. However, embodiments are contemplated wherein the
10 acquisition layer 88 replaces the topsheet 52, the absorbent element 56 or both. In such configurations, the acquisition layer 88 provides any absorption characteristics desired in the secondary absorbent member 50.

The absorbent element 56 of the secondary absorbent member 50 primarily
15 functions to protect the user's garments from soiling by absorbed fluids which may be expelled from the primary absorbent member 30 or which may inadvertently bypass the primary absorbent member 30. Thus, the absorbent element 56 of the secondary absorbent member 50 generally performs a different function from that of the absorbent core 34 and is preferably somewhat thinner and less bulky than the absorbent core 34. The absorbent element 56 may comprise any of the materials described above as being
20 useful in the absorbent core 34 or the acquisition layers 46 and 88. However, paper tissue (either single or multiple plies) is also suitable for use in the absorbent element 56. In one preferred embodiment, the absorbent element 56 is formed of from about 1 to about 5 plies of paper tissue.

Paper tissue comprising one or more plies having a basis weight of from about
25 24 to about 48 grams per square meter and an apparent density of from about 0.10 to about 0.12 grams per cubic centimeter as made by the process described in U.S. Pat. No. 3,301,746 issued to Sanford and Sisson on Jan. 31, 1967 and which patent is hereby incorporated herein by reference has been found to be quite satisfactory for use as the absorbent element 56. Paper tissue made by the process described in U.S. Pat.
30 No. 3,994,771 issued to Morgan et al. on Nov. 30, 1976, and which patent is hereby incorporated herein by reference, can also be used to good advantage as the absorbent element 56. Wet strength resins and latex binders can be, and preferably are, used to provide additional strength to the paper tissue used in the absorbent element 56.

The backsheet 54 of the secondary absorbent member 50 is impervious to
35 liquids (e.g., menses and/or urine) and is preferably manufactured from a thin plastic film, although other flexible liquid impervious materials may also be used. As used

herein, the term "flexible" refers to materials which are compliant and will readily conform to the general shape and contours of the human body. In use, the backsheet 54 is interposed between the absorbent element 56 and the user's undergarments. The function of the backsheet 54 is to prevent exudates which may be expelled from or which inadvertently bypass the primary absorbent element and exudates absorbed and contained in the absorbent element 56 from contacting and soiling the user's undergarments. The backsheet 54 may thus comprise a woven or nonwoven material, polymeric films such as thermoplastic films of polyethylene or polypropylene, or composite materials such as a film-coated nonwoven material. Preferably, the backsheet is a polyethylene film having a thickness of from about 0.012 mm (0.5 mil) to about 0.015 mm (2.0 mil). Exemplary polyethylene films are manufactured by Clopay Corporation of Cincinnati, Ohio under the designation P18-0401 and by Ethyl Corporation, Visqueen Division, of Terre Haute, Indiana, under the designation XP-39385. A particularly preferred extensible backsheet is an extended adhesive film known as Formula #198-388 manufactured by the Findley Adhesives Company of Wauwatosa, Wisconsin. The backsheet is preferably embossed and/or matte finished to provide a more clothlike appearance. Further, the backsheet may permit vapors to escape from the absorbent element 56 (i.e., breathable) while still preventing exudates from passing through the backsheet.

In preferred embodiments, the secondary absorbent member 50 is provided with a support means or attachment means, such as adhesive attachment means 58. The adhesive attachment means 58 provides a means for securing the compound sanitary napkin 20 in the crotch portion of the user's undergarment or panty. Thus, a portion or all of the outer or garment surface 55 of the backsheet 54 is coated with adhesive. In a preferred embodiment, at least a portion of the adhesive 58 is positioned on the garment surface 55 of the backsheet 54 adjacent the longitudinal side edges 21 of the secondary absorbent member 50. Any adhesive or glue used in the art for such purposes can be used for the adhesive herein, with pressure-sensitive adhesives being preferred. Suitable adhesives are Century A-305-IV manufactured by the Century Adhesives Corporation of Columbus, Ohio; Instant Lock 34-2823 manufactured by the National Starch and Chemical Company of Bridgewater, NJ; Fuller HL2238 manufactured by the H.B. Fuller Company of St. Paul, MN; and Savare LA203 manufactured by Savare I.C. of Milano Italy. Other suitable adhesive fasteners are also described in U.S. Pat. No. 4,917,697.

The pressure-sensitive adhesive is typically covered with a removable release liner 59 in order to keep the adhesive from drying out or adhering to a surface other

than the crotch portion of the panty prior to use. (Embodiments are contemplated wherein the release liner is integral with the package comprising the sanitary napkin and thus, is not a separate liner that must be removed before use.) Suitable release liners are also described in the above referenced U.S. Pat. No. 4,917,697. Any commercially available release liners commonly used for such purposes can be utilized herein. Non-limiting examples of suitable release liners are BL30MG-A Silox E1/0 and BL30MG-A Silox 4P/0 both of which are manufactured by the Akrosil Corporation of Menasha, WI. The compound sanitary napkin 20 of the present invention is used by removing the release liner 50 and thereafter placing the sanitary napkin in a panty so that the adhesive 58 contacts the panty. The adhesive 58 maintains the sanitary napkin in its position within the panty during use.

The secondary absorbent member 50 may also have flaps which extend laterally from the side edge of the absorbent core 34. A number of sanitary napkins having flaps suitable or adaptable for use with the secondary absorbent member 50 of the compound sanitary napkin 20 of the present invention are disclosed in U.S. Pat. No. 4,687,478 issued to Van Tilburg on Aug. 18, 1987; U.S. Pat. No. 4,589,876 issued to Van Tilburg on May 20, 1986; and U.S. Pat. No. 4,608,047 issued to Mattingly on Aug. 26, 1986. Each of these patents are incorporated herein by reference.

Optionally, the secondary absorbent member may comprise components that naturally wrap the sides of a wearer's panties. A sanitary napkin having components that naturally wrap the sides of a wearer's panties suitable for use with the secondary absorbent member of the compound sanitary napkin 20 of the present invention are disclosed in U.S. Patent Application Serial No. 08/096,121, (P&G Case 4961) entitled "Absorbent Article having Panty Covering Components that Naturally Wrap the Sides of Panties", filed July 22, 1993, in the names of Lavash, et al and U.S. Patent Application Serial No. 08/277,733 (P&G Case 5354) entitled "Absorbent Articles Having Undergarment Covering Components with Zones of Extensibility", filed July 20, 1994, in the names of Weinberger, et al. The disclosures of the preceding publications are incorporated herein by reference.

Referring now to FIG. 1, the secondary absorbent member 50 preferably has a length 60 and a width 61. The secondary absorbent member 50 is preferably from about 20 to 40 cm long, more preferably from about 25 to 35 cm long, and most preferably is about 30 cm long. The secondary absorbent member 50 is preferably from about 5 to 15 cm in width, more preferably from about 5 to 10 cm in width, and most preferably from about 5 to 8 cm in width. The thickness of the secondary absorbent member 50, as shown in cross-section in FIGS. 2 and 3, is generally somewhat less

than its width.

The individual components of the primary absorbent member 30 and the secondary absorbent member 50 may be comprised of components that are extensible (preferably, capable of stretching) particularly in the longitudinal direction when the compound sanitary napkin is worn. Preferably, the compound sanitary napkin is capable of elongating in the longitudinal direction between about 15% and about 40% of its unstretched length. This extensibility provide better in-use fit, comfort, and decreased staining when the compound sanitary napkin is affixed to the wearer's undergarments. Sanitary napkins having extensible components are described in U.S. Patent Application Serial Nos. 07/915,133 and 07/915,284 both filed July 23, 1992, in the name of Osborn, et al. (PCT Publication Nos. WO 93/01785 and 93/01786, both published February 4, 1993). The disclosures of the preceding publications are incorporated herein by reference.

In one preferred embodiment the primary absorbent member 30 and the secondary absorbent member 50 share a common length 65. The common length, refers to the length that the primary absorbent member 30 and the secondary absorbent member 50 have in common. However, it is quite possible for the secondary absorbent member to be somewhat longer than the primary absorbent member and still function effectively.

Preferably, the width of the secondary absorbent member 50 is at least 1.5 times the width of the primary absorbent member 30. More preferably, the width of the secondary absorbent member 50 is at least 2 times the width of said primary absorbent member 30. Most preferably, the width of the secondary absorbent member 50 is in the range from about 3 to about 8 times the width of the primary absorbent member 30.

To form the compound sanitary napkin of the present invention, the primary absorbent member 30 and the secondary absorbent member are joined by union means generally indicated as 70 in FIGS. 2 and 3. The precise nature of the union means is immaterial so long as the union means selected serves to join the primary absorbent member 30 and the secondary absorbent member 50 into the compound sanitary napkin 20 of the present invention with sufficient tenacity that the primary absorbent member 30 and the secondary absorbent member 50 are not disconnected during use. Union means such as adhesive attachment with well known hot melt and pressure sensitive adhesives are quite satisfactory. If the nature of the components selected to construct the constituents of the compound sanitary napkin 20 so permit, crimping, heat welding, ultrasonic welding, dynamic mechanical bonds or a combination of any of the above-mentioned means can be used. Further, the individual members of the sanitary napkin

20 may be joined continuously or intermittently depending on the desired characteristics of the product. (As used herein, the term "continuously" means substantially unbroken or uninterrupted. The term "intermittent" refers to union means that are not continuous.)

5 Referring now to FIG. 3, it can be seen that outer cover 32 completely wraps the absorbent core 34 of the primary absorbent member 30. (As used herein, the term "wraps" or "wrapped" means completely encircles the absorbent core.) The outer cover 32 is shown in FIG. 3 to have a seam 85 adjacent the secondary absorbent member 50. Although such a configuration is advantageous to keep the seam 85 away
10 from any body contact, the figure is not meant to limit the scope of the invention. Other suitable embodiments are contemplated wherein the seam 85 is disposed in any location about the absorbent core. Further, any number of seams, folds, pleats or bonds in the outer cover 32 are acceptable so long as the primary absorbent member 30 is able to function to absorb and contain bodily fluids while being comfortable to wear.
15 The outer cover 32 of the primary absorbent member 30 is shown in FIG. 3 to be a separate and distinct element from the topsheet 52 of the secondary absorbent member 50. In such embodiments, the outer cover 32 is preferably joined to the topsheet 52 of the secondary absorbent member 50 by union means 70.

As noted above, the primary absorbent member 30 has a centerline 200 dividing
20 the member into an upper portion 202 and a lower portion 204. The outer cover 32 comprises a liquid pervious first segment 206 disposed in at least the upper portion 202. The outer cover further comprises at least one second segment 208 disposed in the lower portion 204. At least a portion of the second segment(s) 208 is liquid impervious. This is intended to prevent any liquid absorbed but not retained by the
25 core 34 from soiling the wearer's undergarments. Any liquid that is not absorbed by the core 34 because it runs off the surface of the primary absorbent member 30 will be absorbed by the secondary absorbent member 50.

In another embodiment, as shown in FIG. 4, the outer cover 32 does not completely encircle the absorbent core 34 of the primary absorbent member 30.
30 Rather, the second segments 208 of the outer cover 32 terminate apart from each other. In such embodiments, the outer cover 32 preferably substantially encircles the absorbent core 34. (As used herein, the term "substantially encircle" means that the outer cover overlays more than half of the absorbent core, and more preferably most of the absorbent core.) As described above, at least a portion of the second segment(s)
35 208 should be liquid impervious. In preferred embodiments, the liquid impervious portions of the second segments 208 are juxtaposed the topsheet 52 or absorbent

element 56 of the secondary absorbent member 50. Because the outer cover 32 does not completely encircle the absorbent core 34, a channel 80 is formed. The channel 80 provides a means for any liquid not retained by the primary absorbent member 30 to be deposited onto the topsheet 52, the absorbent element 56 or any other element of the secondary absorbent member 50 such that it may be absorbed and contained therein. (An alternative embodiment of the present invention comprising a channel 80 is shown in FIG. 5.)

Optionally, as shown in FIG. 5, the outer cover 32 of the primary absorbent member 30 and the topsheet 52 of the secondary absorbent member 50 may comprise a single web of material, such as web 100. In such embodiments web 100 substantially encircles the absorbent core 34 of the primary absorbent member 30 and extends outwardly therefrom to cover at least a portion of the secondary absorbent member 50. In such embodiments, the web 100 must comprise areas that are liquid pervious as well as areas that are liquid impervious. The web 100 must be liquid impervious in at least a part of the lower portion 204 while it must be liquid pervious in at least a part of the upper portion 202. In preferred embodiments, the web 100 is also liquid pervious where it acts as the topsheet 52 of the secondary absorbent member 50. Suitable materials for use as the web 100 are described above with regard to the outer cover 32 of the primary absorbent member and the topsheet 52 of the secondary absorbent member 50.

Although the web 100, as shown in FIGS. 5 and 6, may cover the entire body facing surface of the second absorbent member 50, it need not do so. Further, as shown in FIGS. 5 and 6, the exact configuration of the web 100 may vary so long as it substantially encircles the absorbent core 34 of the primary absorbent member 30. Thus, the web 100 may completely wrap the core 34, as shown in FIG. 6, or may form the channel 80, as shown in FIG. 5.

In the embodiment of FIGS. 5 and 6 the web 100 serves as a union means connecting the primary absorbent member 30 and the secondary absorbent member together. The compound sanitary napkin may also include additional union means to connect the primary absorbent member 30 to the secondary absorbent member. Suitable additional union means include but are not limited to adhesives and fusion bonds.

While particular embodiments of the present invention have been illustrated and described, it would be obvious to those skilled in the art that various other changes and modifications can be made without departing from the spirit and scope of the invention. It is therefore intended to cover in the appended claims all such changes and

modifications that are within the scope of this invention.

WHAT IS CLAIMED IS:

1. A compound sanitary napkin comprising:
a primary absorbent member including an absorbent core and an outer cover;
and
a secondary absorbent member joined with said primary absorbent member,
said secondary absorbent member including a liquid impervious backsheet and
an absorbent element joined to said backsheet;
the compound sanitary napkin characterized in that said outer cover
substantially encircles or completely wraps said absorbent core, at least a
portion of said outer cover being liquid impervious.

2. A compound sanitary napkin comprising:
a primary absorbent member having a centerline dividing said primary
absorbent member into an upper portion and a lower portion, said primary
absorbent member including an absorbent core and an outer cover which
substantially encircles said absorbent core; and
a secondary absorbent member joined with said primary absorbent member,
said secondary absorbent member including a backsheet and an absorbent
element joined to said backsheet;
the compound sanitary napkin characterized in that said outer cover
comprises:
a first segment juxtaposed said absorbent core in at least said upper
portion, said first segment being fluid pervious; and
at least one second segment juxtaposed said absorbent core and
disposed in said lower portion, at least a portion of said second
segment being fluid impervious.

3. The compound sanitary napkin of Claim 2 wherein said outer cover comprises
a pair of second segments laterally opposed to one another and forming a
channel through which fluids may pass to said second absorbent member.

4. The compound sanitary napkin of any of the preceding claims wherein said
outer cover is a unitary member or wherein said outer cover comprises a
liquid pervious member joined with a liquid impervious member.

5. The compound sanitary napkin of any of the preceding claims wherein said outer cover comprises a nonwoven or a formed film.
6. The compound sanitary napkin of any of the preceding claims wherein said absorbent element comprises a tissue.
7. The compound sanitary napkin of any of the preceding claims wherein said primary absorbent member comprises an acquisition layer between said outer cover and said absorbent core.
8. The compound sanitary napkin of any of the preceding claims wherein said secondary absorbent member comprises a topsheet joined to said backsheet and more preferably comprises an acquisition layer disposed between said topsheet and said backsheet.
9. The compound sanitary napkin of any of the preceding claims wherein said outer cover extends laterally outwardly from said absorbent core to thereby overlap at least a portion of said absorbent element of said second absorbent member.
10. The compound sanitary napkin of any of the preceding claims wherein said primary absorbent member comprises a resilient member.

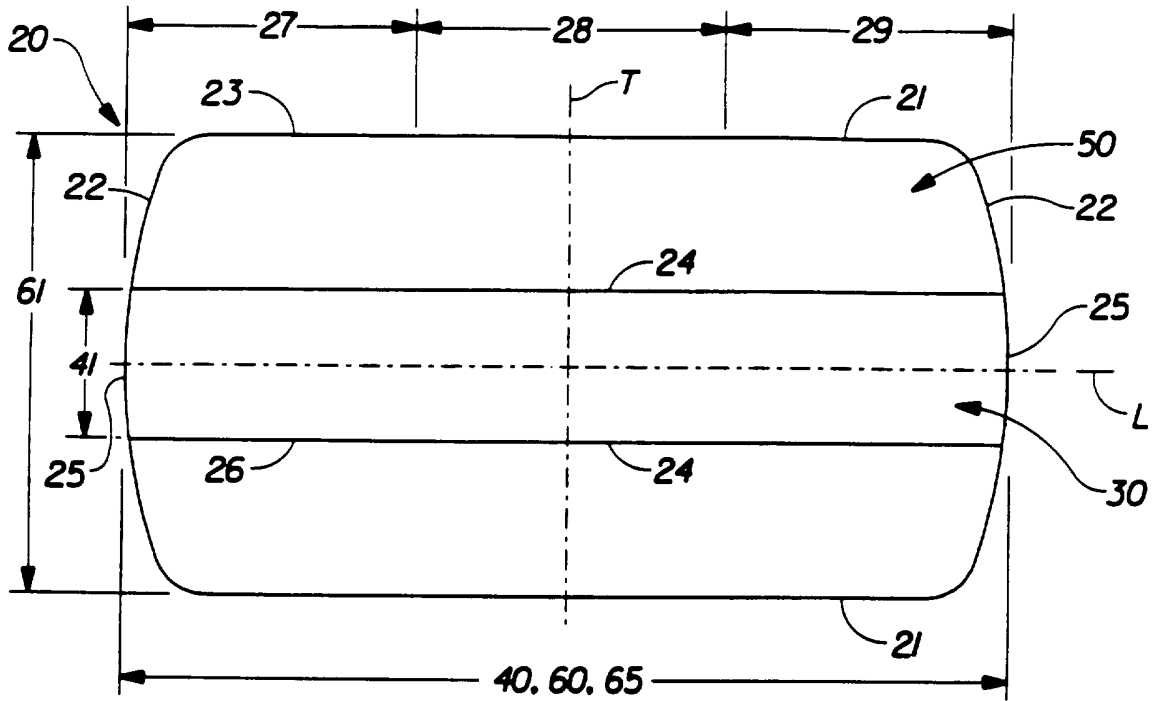


Fig. 1

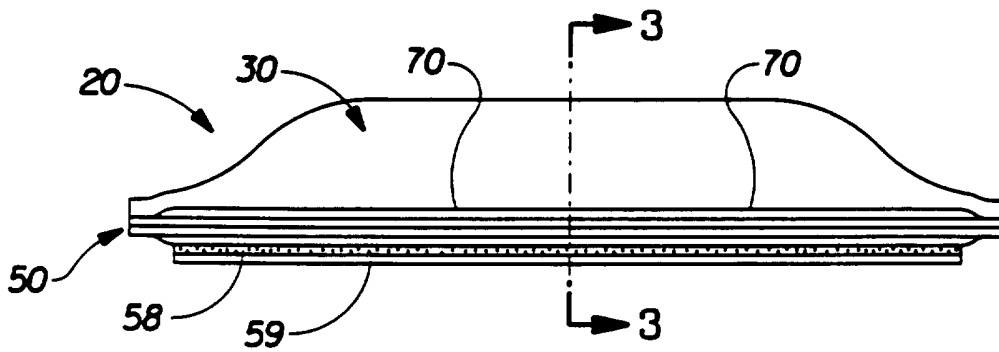


Fig. 2

2/3

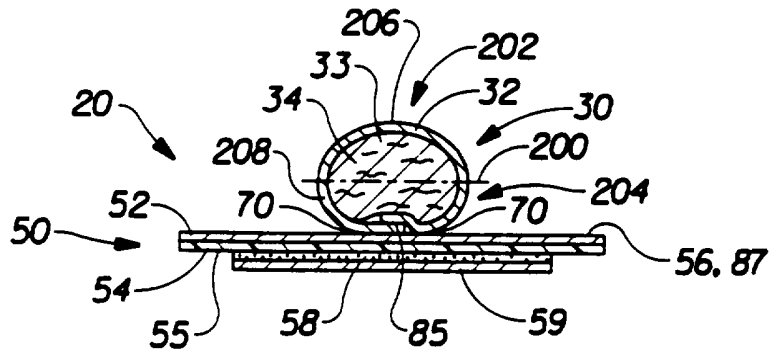


Fig. 3

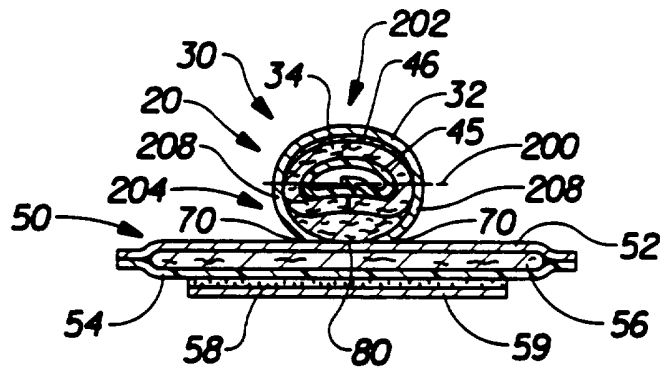


Fig. 4

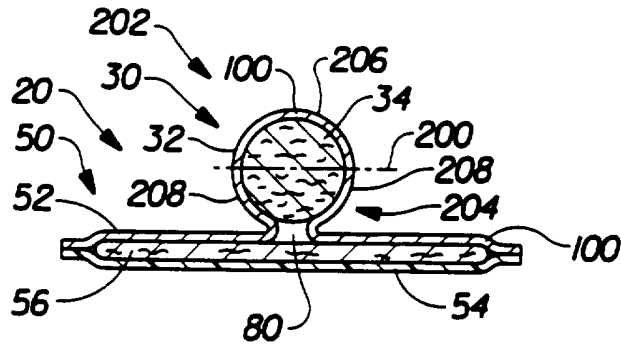


Fig. 5

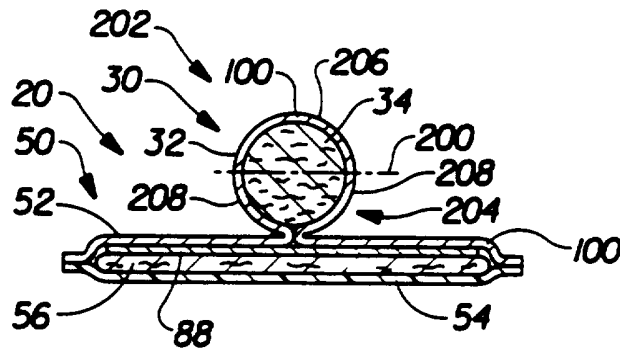


Fig. 6

INTERNATIONAL SEARCH REPORT

International Application No
PCT/US 96/01647

A. CLASSIFICATION OF SUBJECT MATTER IPC 6 A61F13/15				
According to International Patent Classification (IPC) or to both national classification and IPC				
B. FIELDS SEARCHED				
Minimum documentation searched (classification system followed by classification symbols) IPC 6 A61F				
Documentation searched other than minimum documentation to the extent that such documents are included in the fields searched				
Electronic data base consulted during the international search (name of data base and, where practical, search terms used)				
C. DOCUMENTS CONSIDERED TO BE RELEVANT				
Category *	Citation of document, with indication, where appropriate, of the relevant passages	Relevant to claim No.		
X	US,A,4 589 876 (K.J.VAN TILBURG) 20 May 1986 see column 3, line 12 - line 26 see column 9, line 44 - line 53; figures 2,10 ---	1,2,4,5, 8,9 3,6,7,10		
X	US,A,4 425 130 (T.A.DESMARAIS) 10 January 1984 cited in the application see column 5, line 54 - line 59 see column 6, line 1 - line 35; figure 5 ---	1,2,4-6, 8		
X	US,A,4 022 210 (J.A.GLASSMAN) 10 May 1977 see column 2, line 36 - column 3, line 5 see column 3, line 19 - line 23; figures 3,5 --- -/--	1,2,4,5, 8		
<table style="width: 100%; border: none;"> <tr> <td style="width: 50%; border: none;"> <input checked="" type="checkbox"/> Further documents are listed in the continuation of box C. </td> <td style="width: 50%; border: none;"> <input checked="" type="checkbox"/> Patent family members are listed in annex. </td> </tr> </table>			<input checked="" type="checkbox"/> Further documents are listed in the continuation of box C.	<input checked="" type="checkbox"/> Patent family members are listed in annex.
<input checked="" type="checkbox"/> Further documents are listed in the continuation of box C.	<input checked="" type="checkbox"/> Patent family members are listed in annex.			
* Special categories of cited documents :				
<table style="width: 100%; border: none;"> <tr> <td style="width: 50%; border: none;"> *A* document defining the general state of the art which is not considered to be of particular relevance *E* earlier document but published on or after the international filing date *L* document which may throw doubts on priority claim(s) or which is cited to establish the publication date of another citation or other special reason (as specified) *O* document referring to an oral disclosure, use, exhibition or other means *P* document published prior to the international filing date but later than the priority date claimed </td> <td style="width: 50%; border: none;"> *T* later document published after the international filing date or priority date and not in conflict with the application but cited to understand the principle or theory underlying the invention *X* document of particular relevance; the claimed invention cannot be considered novel or cannot be considered to involve an inventive step when the document is taken alone *Y* document of particular relevance; the claimed invention cannot be considered to involve an inventive step when the document is combined with one or more other such documents, such combination being obvious to a person skilled in the art. *&* document member of the same patent family </td> </tr> </table>			*A* document defining the general state of the art which is not considered to be of particular relevance *E* earlier document but published on or after the international filing date *L* document which may throw doubts on priority claim(s) or which is cited to establish the publication date of another citation or other special reason (as specified) *O* document referring to an oral disclosure, use, exhibition or other means *P* document published prior to the international filing date but later than the priority date claimed	*T* later document published after the international filing date or priority date and not in conflict with the application but cited to understand the principle or theory underlying the invention *X* document of particular relevance; the claimed invention cannot be considered novel or cannot be considered to involve an inventive step when the document is taken alone *Y* document of particular relevance; the claimed invention cannot be considered to involve an inventive step when the document is combined with one or more other such documents, such combination being obvious to a person skilled in the art. *&* document member of the same patent family
A document defining the general state of the art which is not considered to be of particular relevance *E* earlier document but published on or after the international filing date *L* document which may throw doubts on priority claim(s) or which is cited to establish the publication date of another citation or other special reason (as specified) *O* document referring to an oral disclosure, use, exhibition or other means *P* document published prior to the international filing date but later than the priority date claimed	*T* later document published after the international filing date or priority date and not in conflict with the application but cited to understand the principle or theory underlying the invention *X* document of particular relevance; the claimed invention cannot be considered novel or cannot be considered to involve an inventive step when the document is taken alone *Y* document of particular relevance; the claimed invention cannot be considered to involve an inventive step when the document is combined with one or more other such documents, such combination being obvious to a person skilled in the art. *&* document member of the same patent family			
Date of the actual completion of the international search <p style="text-align: center; font-size: 1.2em;">27 June 1996</p>		Date of mailing of the international search report <p style="text-align: center; font-size: 1.2em;">10.07.96</p>		
Name and mailing address of the ISA European Patent Office, P.B. 5818 Patentlaan 2 NL - 2280 HV Rijswijk Tel. (+ 31-70) 340-2040, Tx. 31 651 epo nl, Fax: (- 31-70) 340-3016		Authorized officer <p style="text-align: center; font-size: 1.2em;">Nice, P</p>		

INTERNATIONAL SEARCH REPORT

International Application No
PCT/US 96/01647

C.(Continuation) DOCUMENTS CONSIDERED TO BE RELEVANT

Category *	Citation of document, with indication, where appropriate, of the relevant passages	Relevant to claim No.
Y	FR,A,2 653 328 (KAYSERSBERG) 26 April 1991 see page 4, line 21 - line 29; figure 3 ---	3
Y	WO,A,92 07535 (PROCTER & GAMBLE) 14 May 1992 see page 35, line 1 - page 36, line 4 see page 41, line 31 - page 42, line 7 see page 43, line 17 - line 23; figures 2,6 -----	6,7,10

INTERNATIONAL SEARCH REPORT

Int. onal Application No
PCT/US 96/01647

Patent document cited in search report	Publication date	Patent family member(s)	Publication date
US-A-4589876	20-05-86	AU-B- 579829	15-12-88
		AU-B- 3026584	09-01-86
		CA-A- 1232702	16-02-88
		DE-A- 3467700	07-01-88
		EP-A,B 0130848	09-01-85
		GB-A,B 2143439	13-02-85
		JP-A- 4212356	03-08-92
		EP-A,B 0134086	13-03-85
		JP-A- 60075058	27-04-85
		US-A- 5489283	06-02-96

US-A-4425130	10-01-84	AU-B- 549728	06-02-86
		AU-B- 8480082	16-12-82
		CA-A- 1184001	19-03-85
		EP-A,B 0067465	22-12-82
		JP-C- 1685028	31-07-92
		JP-B- 3042903	28-06-91
		JP-A- 58036552	03-03-83

US-A-4022210	10-05-77	NONE	

FR-A-2653328	26-04-91	NONE	

WO-A-9207535	14-05-92	AT-T- 115390	15-12-94
		AU-B- 645379	13-01-94
		AU-B- 8929891	26-05-92
		CA-A- 2093350	30-04-92
		CN-A,B 1063036	29-07-92
		DE-D- 69105994	26-01-95
		DE-T- 69105994	22-06-95
		EP-A- 0555341	18-08-93
		ES-T- 2065068	01-02-95
		HU-A- 67884	29-05-95
		JP-T- 6502336	17-03-94
		PL-B- 167617	30-09-95
		PT-U- 8949	31-05-94
		PT-A- 99364	31-01-94
		SK-A- 41493	11-08-93
		US-A- 5324278	28-06-94