



US00D519148S

(12) **United States Design Patent**
Wu

(10) **Patent No.:** **US D519,148 S**

(45) **Date of Patent:** **** Apr. 18, 2006**

(54) **EYEGLASSES**

(76) Inventor: **Wen-Hsiung Wu**, No. 89, Jungluen,
Anding Shiang, Tainan County (TW)

(**) Term: **14 Years**

(21) Appl. No.: **29/227,879**

(22) Filed: **Apr. 15, 2005**

(51) **LOC (8) Cl.** **16-06**

(52) **U.S. Cl.** **D16/326; D16/335**

(58) **Field of Classification Search** D16/300-330,
D16/101, 337, 335; D29/109-110; D24/110.2;
351/41, 44, 51-52, 111, 158, 92; 2/426-432,
2/448, 441, 447, 434-437, 236

See application file for complete search history.

(56) **References Cited**

U.S. PATENT DOCUMENTS

D391,598 S * 3/1998 Simioni D16/321
D407,428 S * 3/1999 Jannard et al. D16/319
6,050,684 A * 4/2000 Mage 351/41
D429,754 S * 8/2000 Markovitz D16/311

6,550,914 B1 * 4/2003 Kopfer 2/437
D477,623 S * 7/2003 Thixton et al. D16/326
D478,928 S * 8/2003 Sheldon D16/326
D502,959 S * 3/2005 Hsu D16/321

* cited by examiner

Primary Examiner—Raphael Barkai

(74) *Attorney, Agent, or Firm*—Alan D. Kamrath; Nikolai
& Mersereau, P.A.

(57) **CLAIM**

The ornamental design for eyeglasses, as shown and
described.

DESCRIPTION

FIG. 1 is a perspective view of eyeglasses showing my new
design;

FIG. 2 is a front side elevational view thereof;

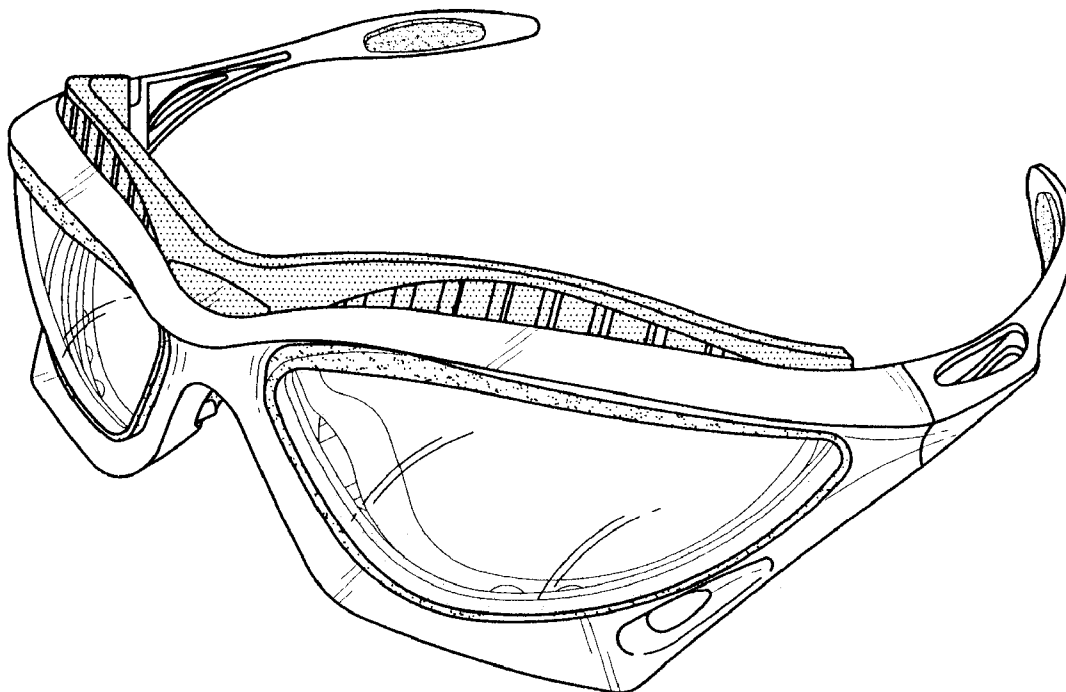
FIG. 3 is a rear side elevational view thereof;

FIG. 4 is a side elevational view thereof, the opposite side
view being a mirror image thereof

FIG. 5 is a top plan view thereof; and,

FIG. 6 is a bottom plan view thereof.

1 Claim, 4 Drawing Sheets



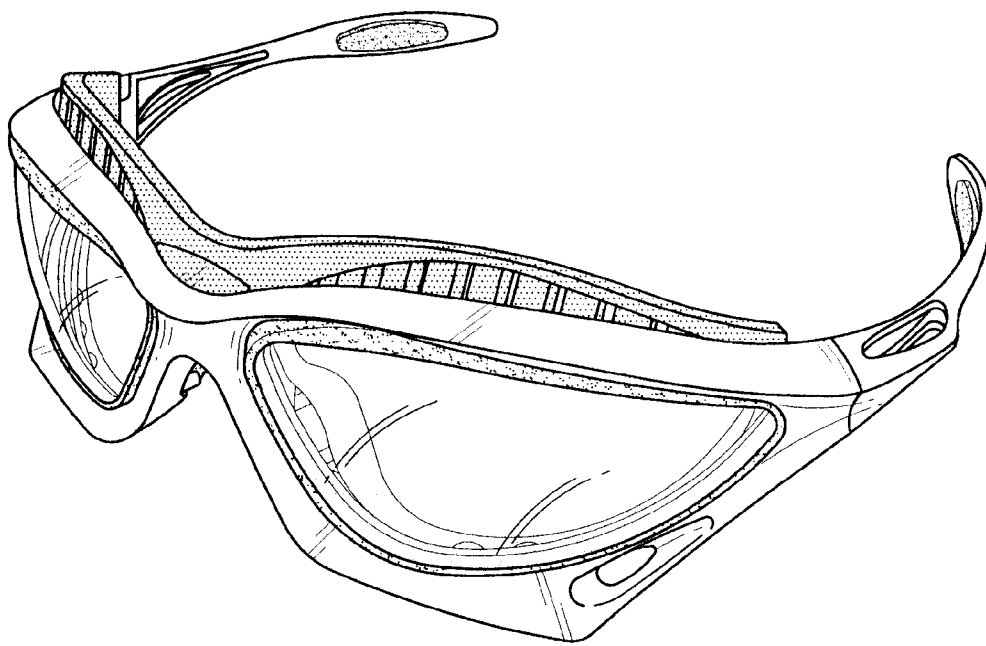


FIG. 1

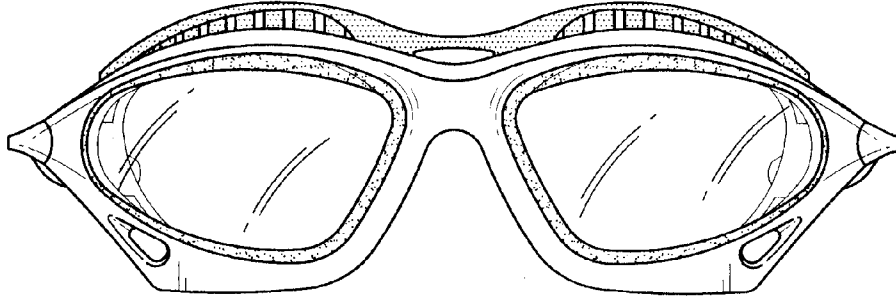


FIG. 2

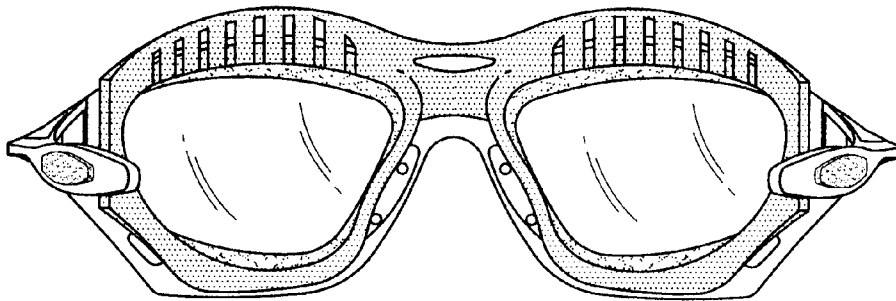


FIG. 3

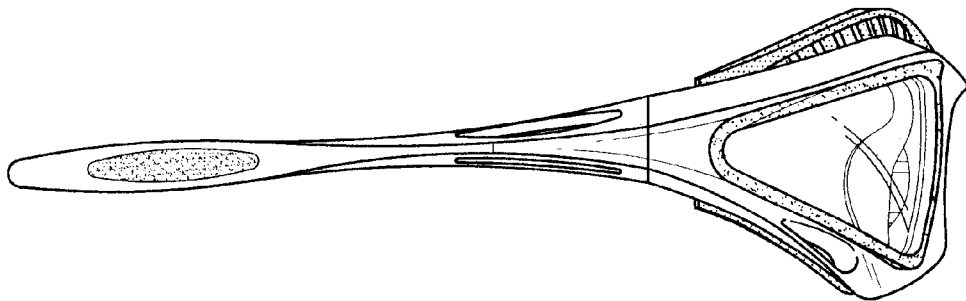


FIG. 4

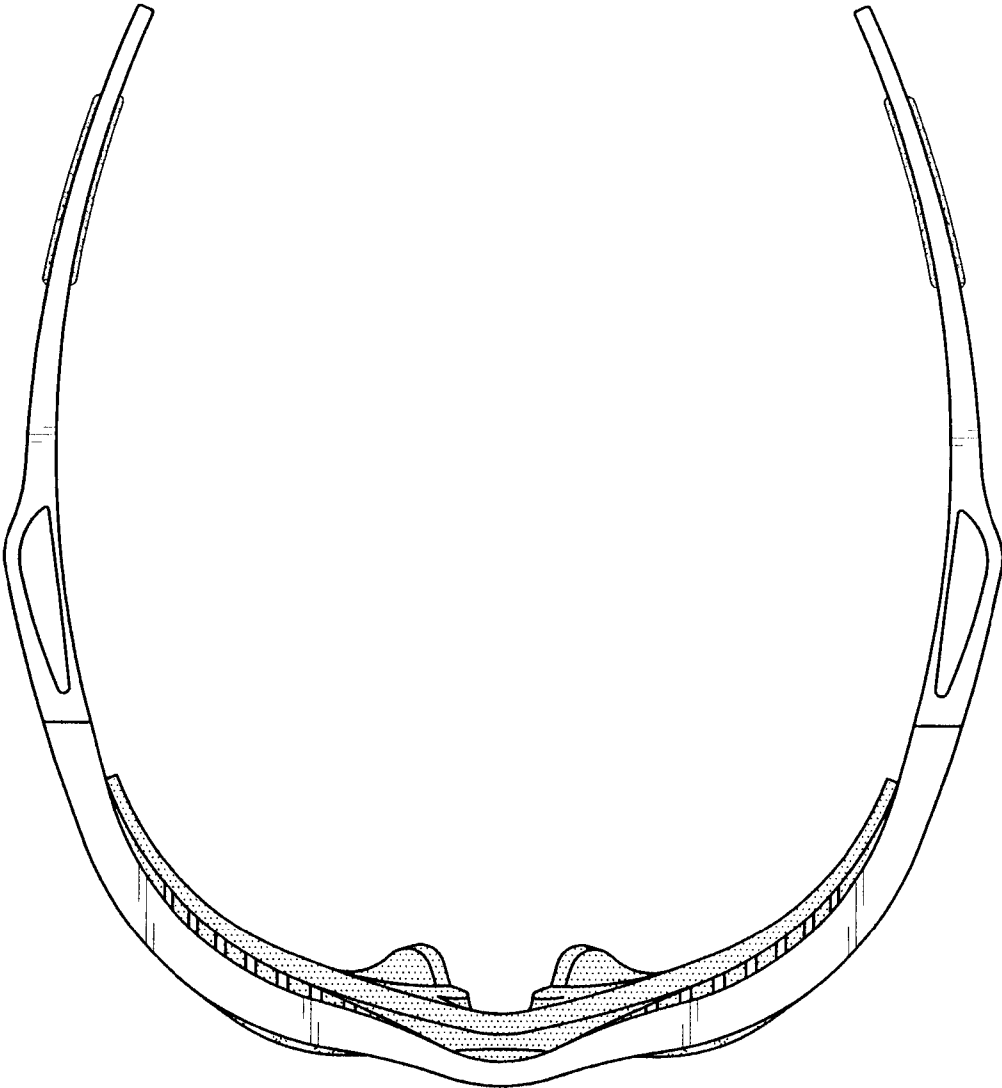


FIG. 5

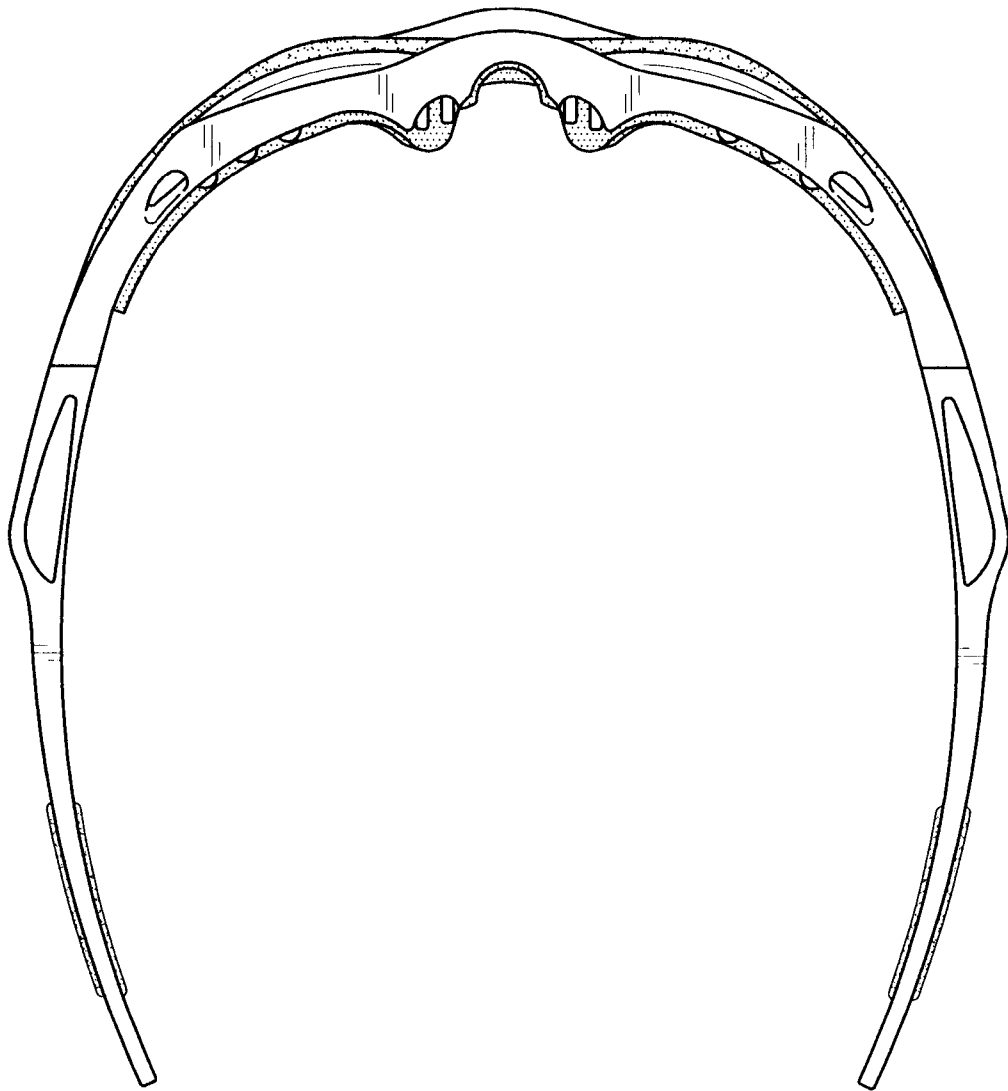


FIG. 6