



US0D1000928S

(12) **United States Design Patent**
Cho

(10) **Patent No.:** **US D1,000,928 S**

(45) **Date of Patent:** **** Oct. 10, 2023**

(54) **POLISHING PAD**

(71) Applicant: **Beng Youl Cho**, Seoul (KR)

(72) Inventor: **Beng Youl Cho**, Seoul (KR)

(**) Term: **15 Years**

(21) Appl. No.: **29/841,144**

(22) Filed: **Jun. 3, 2022**

(51) **LOC (14) Cl.** **08-05**

(52) **U.S. Cl.**
USPC **D8/70; D8/90**

(58) **Field of Classification Search**
USPC D8/62, 70, 90; D32/40, 25; 15/126
CPC B24B 37/26; B24B 37/24; B24D 9/08;
B24D 13/14

See application file for complete search history.

5,054,246 A * 10/1991 Phaal B24D 99/00
51/307

5,533,923 A * 7/1996 Shamouilian B24B 37/26
451/36

5,778,481 A * 7/1998 Amsden B24B 37/26
15/97.1

5,782,682 A * 7/1998 Han B24B 7/22
451/529

D397,012 S * 8/1998 Hariu D15/139

6,019,672 A * 2/2000 Damgaard B24D 11/00
451/529

D426,560 S * 6/2000 Texler D15/139

6,071,182 A * 6/2000 Sunagawa B24D 7/063
451/526

D429,545 S * 8/2000 Denney D32/40

D429,859 S * 8/2000 Denney D32/40

D429,860 S * 8/2000 Denney D32/40

D430,716 S * 9/2000 Denney D32/40

D439,011 S * 3/2001 Linnette D28/7

6,241,596 B1 * 6/2001 Osterheld B24B 37/26
451/526

(Continued)

(56) **References Cited**

U.S. PATENT DOCUMENTS

2,319,873 A * 5/1943 Linz A47K 7/02
15/244.4

2,564,217 A * 8/1951 Taylor B24D 5/12
51/299

2,806,772 A * 9/1957 Robie B24D 3/344
51/296

3,464,166 A * 9/1969 Bouvier B24D 13/14
65/61

3,991,527 A * 11/1976 Maran B24D 7/06
451/529

4,055,029 A * 10/1977 Kalbow A47L 13/16
451/527

D247,672 S * 4/1978 Kruse A47L 13/16
D15/126

4,629,373 A * 12/1986 Hall B23B 27/146
428/408

5,012,545 A * 5/1991 Boy B24D 13/14
15/230.14

5,020,283 A * 6/1991 Tuttle B24B 13/01
451/550

Primary Examiner — Rachel A. Voorhies
Assistant Examiner — Benjamin D. Wannemacher
(74) *Attorney, Agent, or Firm* — Revolution IP, PLLC

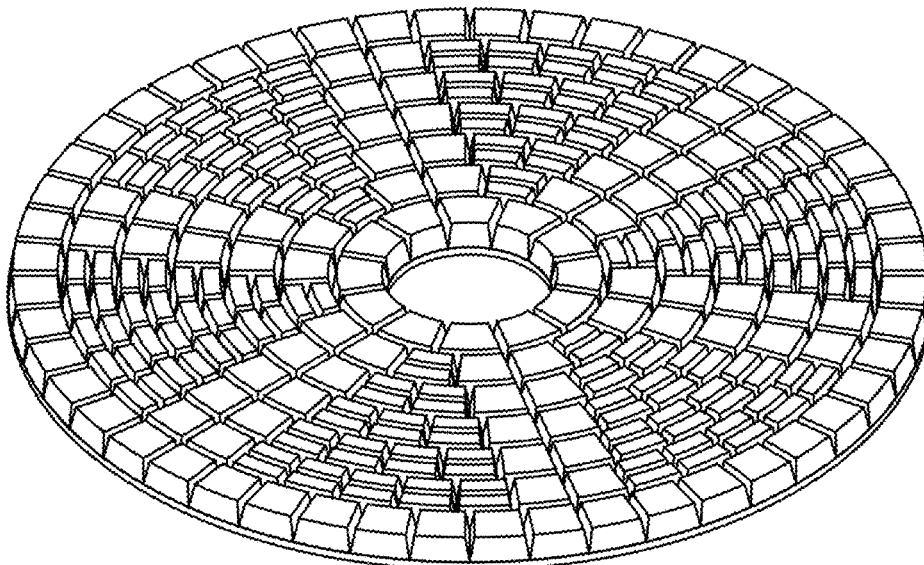
(57) **CLAIM**

The ornamental design for a polishing pad, as shown and described.

DESCRIPTION

FIG. 1 is a perspective view of a polishing pad showing my new design;
FIG. 2 is a front view thereof;
FIG. 3 is a rear view thereof;
FIG. 4 is a left side view thereof;
FIG. 5 is a right side view thereof;
FIG. 6 is a top view thereof; and,
FIG. 7 is a bottom view thereof.

1 Claim, 4 Drawing Sheets



(56)

References Cited

U.S. PATENT DOCUMENTS

6,439,986	B1 *	8/2002	Myoung	B24B 53/017	2002/0127962	A1 *	9/2002	Cho	B24B 53/12
					451/443						451/443
6,540,597	B1 *	4/2003	Ohmori	B24B 53/001	2002/0137435	A1 *	9/2002	Hu	B24D 7/10
					451/72						451/36
D474,666	S *	5/2003	Jeong	D8/70	2002/0187735	A1 *	12/2002	Nabeya	B24B 37/26
6,837,780	B1 *	1/2005	Broido	B24B 37/16						451/446
					451/527	2003/0019570	A1 *	1/2003	Chen	B24B 37/24
D502,378	S *	3/2005	Kang	D8/70						156/252
7,169,029	B2 *	1/2007	Petersen	B24D 11/005	2003/0182867	A1 *	10/2003	Son	B24D 7/06
					451/529						51/293
D541,124	S *	4/2007	Popov	D8/70	2004/0149567	A1 *	8/2004	Kosyachkov	C23C 14/0623
D548,757	S *	8/2007	Ruan	D15/126						204/298.12
D559,063	S *	1/2008	Okamoto	D8/70	2005/0070214	A1 *	3/2005	Marquardt	B24B 57/02
D559,648	S *	1/2008	Miyauchi	D8/70						451/285
D581,236	S *	11/2008	Umbrell	D8/70	2006/0079160	A1 *	4/2006	Balagani	B24B 53/017
D678,745	S *	3/2013	Nguyen	D8/70						451/285
D684,611	S *	6/2013	Umbrell	D15/126	2006/0178099	A1 *	8/2006	Hishiki	B24B 37/26
D731,409	S *	6/2015	Erllich	D13/102						451/521
D742,491	S *	11/2015	Yamaguchi	D23/355	2007/0224920	A1 *	9/2007	Nakagawa	B24B 37/26
D767,840	S *	9/2016	Yamauchi	D32/40						451/41
D804,923	S *	12/2017	Umbrell	D32/40	2008/0003935	A1 *	1/2008	Feng	B24B 37/26
D804,925	S *	12/2017	Umbrell	D32/40						451/527
D837,015	S *	1/2019	Tchakarov	D8/70	2008/0085661	A1 *	4/2008	Hsu	B24B 37/24
D840,206	S *	2/2019	Umbrell	D8/70						451/528
D860,748	S *	9/2019	Patterson	D8/70	2008/0220702	A1 *	9/2008	Feng	B24B 37/26
D875,319	S *	2/2020	Powell	D28/63						451/527
D952,432	S *	5/2022	Duan	D8/20	2012/0122380	A1 *	5/2012	Schwappach	B24D 11/00
D988,377	S *	6/2023	Zhang	D15/126						451/529
						2018/0281150	A1 *	10/2018	Chen	B24B 37/22

* cited by examiner

FIG. 1

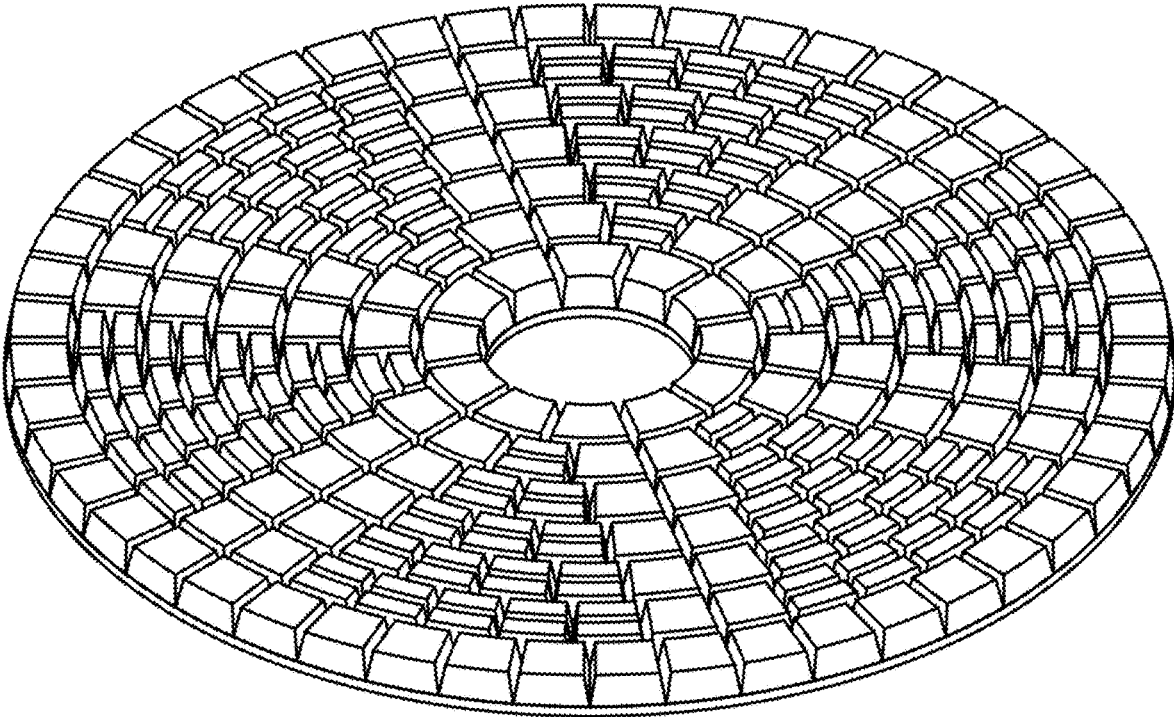


FIG. 2



FIG. 3



FIG. 4



FIG. 5



FIG. 6

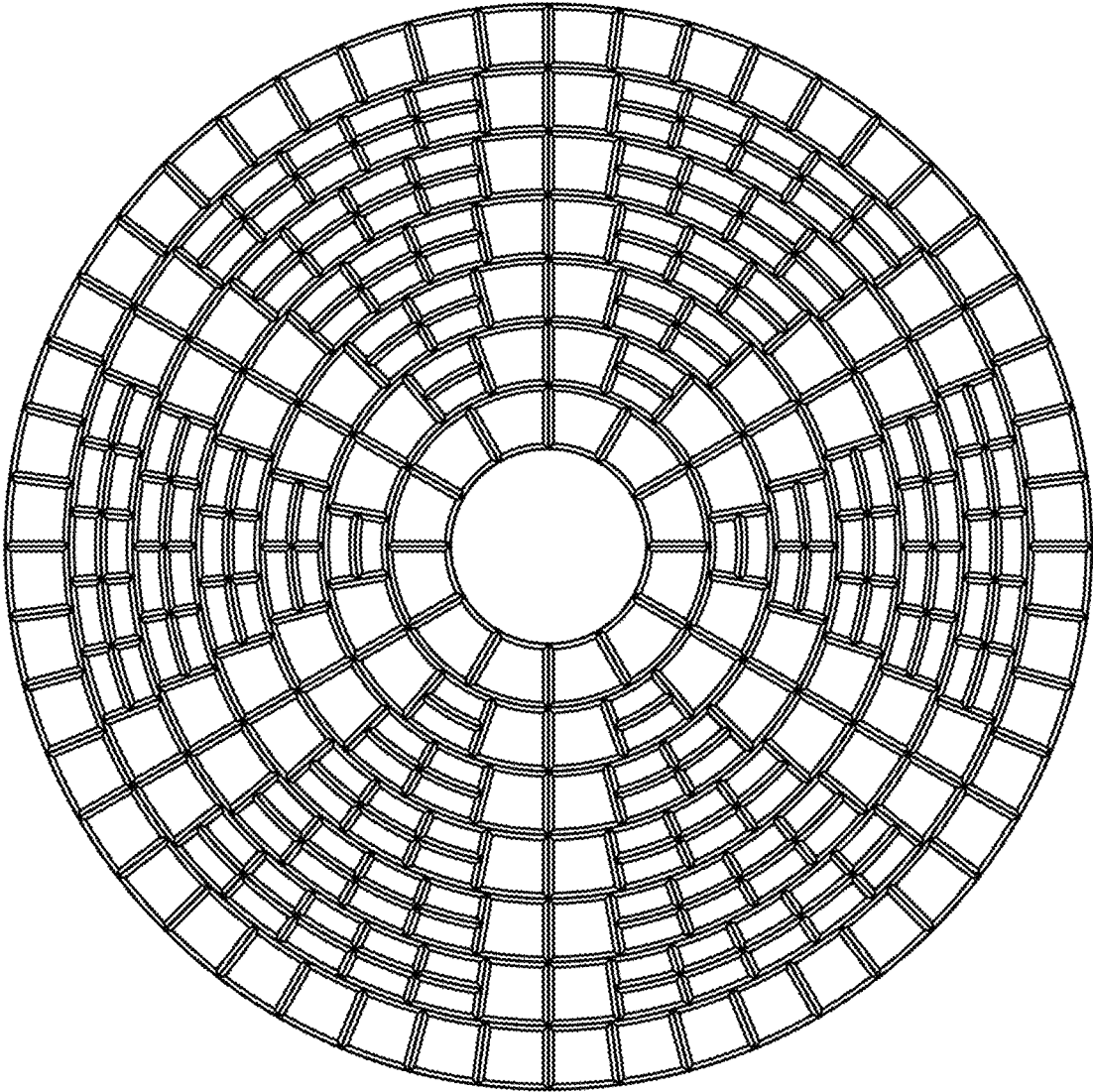


FIG. 7

