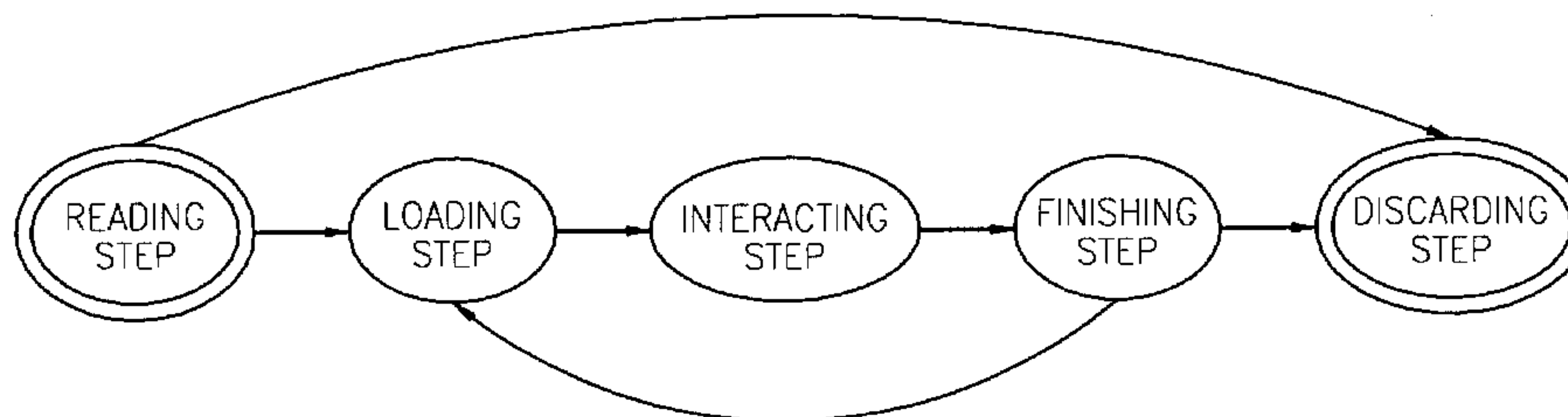




(86) Date de dépôt PCT/PCT Filing Date: 2003/03/03
 (87) Date publication PCT/PCT Publication Date: 2003/09/18
 (85) Entrée phase nationale/National Entry: 2004/09/09
 (86) N° demande PCT/PCT Application No.: KR 2003/000405
 (87) N° publication PCT/PCT Publication No.: 2003/077249
 (30) Priorités/Priorities: 2002/03/09 (10-2002-0012728) KR;
 2002/06/03 (10-2002-0031069) KR;
 2002/11/12 (10-2002-0070014) KR

(51) Cl.Int.⁷/Int.Cl.⁷ G11B 20/10
 (71) Demandeur/Applicant:
 SAMSUNG ELECTRONIC CO., LTD., KR
 (72) Inventeurs/Inventors:
 CHUNG, HYUN-KWON, KR;
 HEO, JUNG-KWON, KR;
 PARK, SUNG-WOOK, KR
 (74) Agent: RIDOUT & MAYBEE LLP

(54) Titre : PROCEDE ET DISPOSITIF DE REPRODUCTION POUR MODE INTERACTIF AU MOYEN DE DOCUMENTS ELABORES EN LANGAGE DE BALISAGE
 (54) Title: REPRODUCING METHOD AND APPARATUS FOR INTERACTIVE MODE USING MARKUP DOCUMENTS



(57) **Abrégé/Abstract:**

A reproducing method and apparatus for interactive mode using markup documents are provided. The method for reproducing AV data in interactive mode comprises a presentation engine operating according predefined states, wherein the operating state of a presentation engine for reproducing a markup document is divided into and defined as a start state, a reproduction state, a pause state, and stop state. In the reproduction state, the presentation engine performs a loading step for interpreting a markup document and loading the markup document on a screen; an interacting step for performing interaction between the markup document loaded on the screen with a user; and a finishing step for finishing the markup document loaded on the screen. By the method, when AV data are reproduced in the interactive mode, compatibility of display is provided.

(12) INTERNATIONAL APPLICATION PUBLISHED UNDER THE PATENT COOPERATION TREATY (PCT)

(19) World Intellectual Property Organization
International Bureau



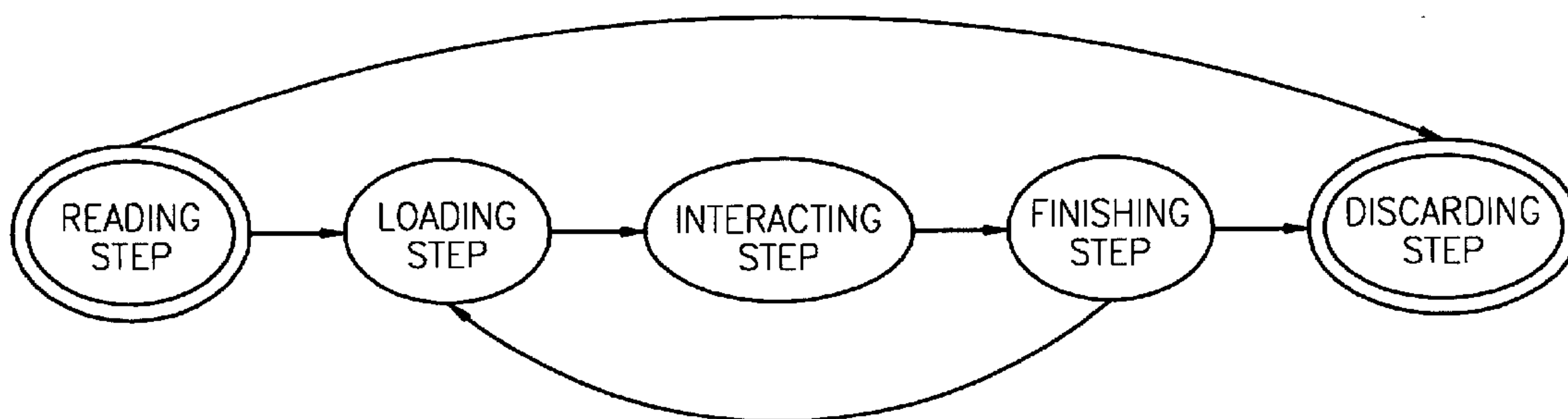
(43) International Publication Date
18 September 2003 (18.09.2003)

PCT

(10) International Publication Number
WO 03/077249 A1

- (51) International Patent Classification⁷: **G11B 20/10**
- (74) Agent: **LEE, Young-Pil**; The Cheonghwa Building, 1571-18 Seocho-dong, Seocho-gu, Seoul 137-874 (KR).
- (21) International Application Number: PCT/KR03/00405
- (81) Designated States (*national*): AE, AG, AL, AM, AT, AU, AZ, BA, BB, BG, BR, BY, BZ, CA, CH, CN, CO, CR, CU, CZ, DE, DK, DM, DZ, EC, EE, ES, FI, GB, GD, GE, GH, GM, HR, HU, ID, IL, IN, IS, JP, KE, KG, KP, KZ, LC, LK, LR, LS, LT, LU, LV, MA, MD, MG, MK, MN, MW, MX, MZ, NO, NZ, OM, PH, PL, PT, RO, RU, SC, SD, SE, SG, SK, SL, TJ, TM, TN, TR, TT, TZ, UA, UG, UZ, VC, VN, YU, ZA, ZM, ZW.
- (22) International Filing Date: 3 March 2003 (03.03.2003)
- (84) Designated States (*regional*): ARIPO patent (GH, GM, KE, LS, MW, MZ, SD, SL, SZ, TZ, UG, ZM, ZW), Eurasian patent (AM, AZ, BY, KG, KZ, MD, RU, TJ, TM), European patent (AT, BE, BG, CH, CY, CZ, DE, DK, EE, ES, FI, FR, GB, GR, HU, IE, IT, LU, MC, NL, PT, RO, SE, SI, SK, TR), OAPI patent (BF, BJ, CF, CG, CI, CM, GA, GN, GQ, GW, ML, MR, NE, SN, TD, TG).
- (25) Filing Language: English
- (26) Publication Language: English
- (30) Priority Data:
10-2002-0012728 9 March 2002 (09.03.2002) KR
10-2002-0031069 3 June 2002 (03.06.2002) KR
10-2002-0070014 12 November 2002 (12.11.2002) KR
- (71) Applicant: **SAMSUNG ELECTRONICS CO., LTD.** [KR/KR]; 416, Maetan-dong, Paldal-gu, Suwon-city, Kyungki-do 442-373 (KR).
- (72) Inventors: **CHUNG, Hyun-Kwon**; (302) 569 Shinsa-dong, Gangnam-gu, Seoul 135-120 (KR). **HEO, Jung-Kwon**; 203-504 Jugong 2-danji Apt., 18-1 Banpo 2-dong, Seocho-gu, Seoul 137-042 (KR). **PARK, Sung-Wook**; 4-1103 Mapo Hyundai Apt., 188-108 Gongdeok 2-dong, Mapo-gu, Seoul 121-022 (KR).
- Published:**
— with international search report
- For two-letter codes and other abbreviations, refer to the "Guidance Notes on Codes and Abbreviations" appearing at the beginning of each regular issue of the PCT Gazette.

(54) Title: REPRODUCING METHOD AND APPARATUS FOR INTERACTIVE MODE USING MARKUP DOCUMENTS



(57) Abstract: A reproducing method and apparatus for interactive mode using markup documents are provided. The method for reproducing AV data in interactive mode comprises a presentation engine operating according predefined states, wherein the operating state of a presentation engine for reproducing a markup document is divided into and defined as a start state, a reproduction state, a pause state, and stop state. In the reproduction state, the presentation engine performs a loading step for interpreting a markup document and loading the markup document on a screen; an interacting step for performing interaction between the markup document loaded on the screen with a user; and a finishing step for finishing the markup document loaded on the screen. By the method, when AV data are reproduced in the interactive mode, compatibility of display is provided.



WO 03/077249 A1

REPRODUCING METHOD AND APPARATUS FOR INTERACTIVE MODE USING MARKUP DOCUMENTS

5 Technical Field

The present invention relates to reproduction of markup documents, and more particularly, to a method and apparatus for reproducing audio/visual (AV) data in interactive mode using markup documents.

10

Background Art

Interactive digital versatile discs (DVD), from which data can be reproduced in interactive mode by loading them in a DVD drive installed in a personal computer (PC), are being sold in the marketplace. An
15 interactive DVD is a DVD on which markup documents are recorded together with AV data. AV data recorded on the interactive DVD can be reproduced in two ways. One is video mode in which data is displayed as a normal DVD, and the other is interactive mode in which reproduced AV data is displayed through a display window defined by a markup
20 language document. If the interactive mode is selected by a user, a browser in the PC interprets and displays a markup language document recorded on the interactive DVD. AV data selected by the user is displayed in the shown display window of the markup language document. A leading markup language document is an extensible
25 markup language (XML) document.

For example, when AV data is a movie, moving pictures are output on the display window of the XML document, and a variety of additional information such as the script and synopsis of the movie, and photos of actors is displayed on the remaining part of the screen. The
30 additional information includes image files or text files. In addition, the

displayed markup document enables interaction. For example, if the user pushes a button prepared on the markup document, then a brief personal description of an actor in the moving picture being reproduced at present is displayed.

5 A browser is used as a markup document viewer that can interpret and display markup documents recorded on an interactive DVD. Leading browsers include Microsoft Explorer and Netscape Navigator. However, since these browsers have different processes for interpreting and displaying markup documents, when an identical interactive DVD is reproduced in interactive mode, displays by these browsers may be
10 different to each other. That is, display compatibility between these browsers is not provided. Also, while a browser performs a process for reproducing a markup document (a process for interpreting and displaying the markup document), the user cannot pause the operation.

15

Disclosure of the Invention

The present invention provides a method and apparatus which can control a process of reproducing markup documents when AV data is reproduced in interactive mode using the markup documents.

20 The present invention also provides a method and apparatus which interpret and display markup documents when AV data is reproduced in interactive mode using the markup documents, such that display compatibility is provided.

25 According to an aspect of the present invention, there is provided a method for reproducing audio/visual data, including audio data and/or video, in interactive mode, the method comprising: interpreting a markup document and loading the markup document on a screen; a user performing interaction with the markup document loaded on the screen; and finishing the markup document loaded on the screen.

30 Before the loading step, the method may further comprise reading and fetching the markup document to a memory. After the finishing

step, the method may further comprise deleting the markup document in the memory.

In the method, the loading step may comprise (a) interpreting the markup document and generating a document tree; and (c) rendering the markup document based on the generated document tree. In the
5 method, the reading step may further comprise reading and fetching a stylesheet for the markup document to the memory.

In the method, the loading step may comprise (a) interpreting the markup document and generating a document tree; (b) interpreting the
10 stylesheet and applying the stylesheet to the document tree; (c1) based on the document tree to which the stylesheet has been applied, generating a formatting structure; and (c2) based on the generated formatting structure, rendering the markup document.

In the step (a) of the method, the document tree may be
15 generated according to a rule that a root node of all nodes is set to a document node, a rule that all texts and elements generate nodes, and a rule that a processing instruction, a comment, and a document type generate a node.

According to another aspect of the present invention, there is
20 provided an apparatus for reproducing in interactive mode AV data including audio data and/or video data recorded on an information storage medium, the apparatus comprising: a reader which reads and fetches data recorded on the information storage medium; a local storage which temporarily stores a markup document that is read by the
25 reader; and a presentation engine which presents the markup document according to a document life cycle which comprises a loading step for interpreting the markup document read by the reader and loading the document on a screen, an interacting step for performing interaction between the markup document loaded on the screen and the user, and a
30 finishing step for finishing the presentation of the markup document.

In the apparatus, before the loading step the presentation engine may perform a reading step for reading and fetching the markup document to the local storage, as part of the document life cycle. In the apparatus, after the finishing step the presentation engine may perform a
5 discarding step for deleting the markup document remaining in the local storage, as part of the document life cycle.

In the apparatus, in the loading step, the presentation engine may perform steps (a) interpreting the markup document and generating a document tree; and (c) based on the generated document tree,
10 rendering the markup document.

In the apparatus, the presentation engine may further read and fetch a stylesheet for the markup document from the memory, and perform as the loading step: (a) interpreting the markup document and generating a document tree; (b) interpreting the stylesheet and applying
15 the stylesheet to the document tree; (c1) based on the document tree to which the stylesheet has been applied, generating a formatting structure; and (c2) based on the generated formatting structure, rendering the markup document.

In the apparatus, the presentation engine may generate the
20 document tree according to rules that a root node of all nodes is set to a document node, all texts and elements generate nodes, and a processing instruction, a comment, and a document type generate a node.

According to still another aspect of the present invention, there is
25 provided an apparatus for reproducing AV data including audio data and/or video data recorded on an information storage medium, in interactive mode, the apparatus comprising: a reader which reads and fetches data recorded on the information storage medium; a local storage which temporarily stores a markup document and a stylesheet
30 that are read by the reader; and a presentation engine which comprises a markup document parser which interprets the markup document and

generates a document tree, a stylesheet parser which interprets the stylesheet and generates a style rule/selector list, a script code interpreter which interprets a script code contained in the markup document, a document object model (DOM) logic unit which modifies the document tree and the style rule/selector list according to interaction with
5 the script code interpreter, and a layout formatter/renderer which applies the document tree and stylesheet rule/selector list to the document tree, based on the applying, generates a formatting structure, and based on the generated formatting structure, renders the markup document.

10 In the apparatus, the markup document parser may generate the document tree according to rules that a root node of all nodes is set to a document node, all texts and elements generate nodes, and a processing instruction, a comment, and a document type generate a node.

15 In the apparatus, the presentation engine may comprise a markup document step controller, and the markup document step controller may generate a 'load' event to the script code interpreter if the rendering of the markup document is completed. The step controller may generate an 'unload' event to the script code interpreter in order to finish
20 presentation of the markup document.

Brief Description of the Drawings

FIG. 1 is a schematic diagram of an interactive DVD on which AV data is recorded.

25 FIG. 2 is a schematic diagram of a volume space in the interactive DVD of FIG. 1.

FIG. 3 is a diagram showing the directory structure of an interactive DVD.

30 FIG. 4 is a schematic diagram of a reproducing system according to a preferred embodiment of the present invention.

FIG. 5 is a functional block diagram of a reproducing apparatus

according to a preferred embodiment of the present invention.

FIG. 6 is a diagram of an example of the presentation engine of FIG. 5.

FIG. 7 is a diagram showing an example of a markup document.

5 FIG. 8 is a diagram of a document tree generated based on the markup document of FIG. 7.

FIG. 9 is a diagram of an example of a remote controller.

FIG. 10 is a state diagram showing each state of a presentation engine and the relations between the states. The states and relations
10 between the states are defined to reproduce a markup document.

FIG. 11 is a diagram showing a document life cycle in a reproduction state of FIG. 10.

FIGS. 12a through 12d are a flowchart of the steps performed by a reproducing method according to a preferred embodiment of the
15 present invention.

FIG. 13 is a flowchart of the steps performed by a reproducing method according to another preferred embodiment of the present invention.

20 Best mode for carrying out the Invention

Referring to FIG. 1, in the tracks of an interactive DVD 100, AV data are recorded as MPEG bitstreams and a plurality of markup documents are recorded. Here, the markup documents indicate any documents, to which source codes that are written in Script language or
25 Java language are linked or inserted, as well as those documents that are written in markup languages such as hyper text markup language (HTML) and XML. In other words, the markup documents play a role of a kind of application that is needed when AV data is reproduced in the interactive mode. Meanwhile, image files, animation files, and sound
30 files that are linked to and embedded into a markup document and are reproduced are referred to as 'markup resources'.

FIG. 2 is a schematic diagram of a volume space in the interactive DVD 100 of FIG. 1.

Referring to FIG. 2, the volume space of the interactive DVD 100 comprises a control information region in which volume and file control information is recorded, a DVD-Video data region in which video title data corresponding to the control information are recorded, and a DVD-Interactive data region in which data that are needed in order to reproduce AV data in interactive mode are recorded.

In the DVD-Video data region, VIDEO_TS.IFO that has reproduction control information of all the included video titles and VTS_01_0.IFO that has reproduction control information of a first video title are first recorded and then VTS_01_0.VOB, VTS_01_1.VOB, ..., which are AV data forming video titles, are recorded. VTS_01_0.VOB, VTS_01_1.VOB, ..., are video titles, that is, video objects (VOBs). Each VOB contains VOBUs in which navigation packs, video packs, and audio packs are packed. The structure is disclosed in more detail in a draft standard for DVD-Video, "DVD-Video for Read Only Memory Disc 1.0".

DVD_ENAV.IFO, which has reproduction control information of all interactive information, a start document STARTUP.XML, a markup document file A.XML, and a graphic file A.PNG, which is a markup resource to be inserted into A.XML and displayed, are recorded in the DVD-Interactive data region. Other markup documents and markup resource files having a variety of formats that are inserted into the markup documents may also be recorded.

FIG. 3 is a diagram showing the directory structure of the interactive DVD 100.

Referring to FIG. 3, a DVD video directory VIDEO_TS and a DVD interactive directory DVD_ENAV in which interactive data are recorded are prepared in the root directory.

VIDEO_TS.IFO, VTS_01_0.IFO, VTS_01_0.VOB,

VTS_01_1.VOB, ..., which are explained referring to FIG. 2, are stored in the VIDEO_TS. STARTUP.XML, A.XML, and A.PNG, which are explained referring to FIG. 2, are stored in the DVD_ENAV,.

FIG. 4 is a schematic diagram of a reproducing system according to a preferred embodiment of the present invention.

Referring to FIG. 4, the reproducing system comprises an interactive DVD 100, a reproducing apparatus 200, a TV 300, which is a display apparatus according to the present embodiment, and a remote controller 400. The remote controller 400 receives a control command from the user and transmits the command to the reproducing apparatus 200. The reproducing apparatus 200 has a DVD drive which reads data recorded on the interactive DVD 100. If the DVD 100 is placed in the DVD drive and the user selects the interactive mode, then the reproducing apparatus reproduces desired AV data in the interactive mode by using a markup document corresponding to the interactive mode, and sends the reproduced AV data to the TV 300. AV scenes of the reproduced AV data and a markup scene from the markup document are displayed together on the TV 300. The "interactive mode" is a reproducing mode in which AV data are displayed as AV scenes in a display window defined by a markup document, that is, a reproducing mode in which AV scenes are embedded in a markup scene and then displayed. Here, the AV scenes are scenes that are displayed on the display apparatus when the AV data are reproduced, and the markup scene is a scene that is displayed on the display apparatus when the markup document is parsed. Meanwhile, the "video mode" indicates a prior art DVD-Video reproducing method, by which only AV scenes that are obtained by reproducing the AV data are displayed. In the present embodiment, the reproducing apparatus 200 supports both the interactive mode and video mode. In addition, the reproducing apparatus can transmit or receive data after being connected to a network, such as the Internet.

FIG. 5 is a functional block diagram of the reproducing apparatus 200 according to a preferred embodiment of the present invention.

Referring to FIG. 5, the reproducing apparatus 200 comprises a reader 1, a buffer memory 2, a local storage 3, a controller 5, a decoder 4, and a blender 7. A presentation engine 6 is included in the controller 5. The reader 1 has an optical pickup (not shown) which reads data by shining a laser beam on the DVD 100.

The reader 1 controls the optical pickup according to a control signal from the controller 5 such that the reader reads AV data and markup documents from the DVD 100.

The buffer memory 2 buffers AV data. The local storage 3 is used for temporarily storing a reproduction control information file for controlling reproduction of AV data and/or markup documents recorded on the DVD 100, or other needed information.

In response to a user's selection, the controller 5 controls the reader 1, the presentation engine 6, the decoder 4, and the blender 7 so that the AV data recorded on the DVD 100 are reproduced in the video mode or interactive mode.

The presentation engine 6 which is part of the controller 5 is an interpretation engine which interprets and executes markup languages and client interpretation program languages, for example, JavaScript and Java. In addition, the presentation engine 6 may further include a variety of plug-in functions. The plug-in function enables markup resource files to be opened with a variety of formats, which are included in or linked to a markup document. That is, the presentation engine 6 plays a role of a markup document viewer. Also, in the present embodiment, the presentation engine 6 can be connected to the Internet and read and fetch predetermined data.

In the interactive mode, the presentation engine 6 fetches a markup document stored in the local storage 3, interprets the document and performs rendering. The blender 7 blends an AV data stream and

the rendered markup document such that the AV data stream is displayed in a display window defined by the markup document, i.e., the AV scene is embedded in the markup scene. Then, the blender 7 outputs the blended scene to the TV 300.

5 In a process for reproducing (that is, interpreting and displaying) a markup document according to the present invention, the presentation engine 6 defines 1) a start state in which operations for start of reproduction are performed, 2) a reproduction state in which a markup document is executed, 3) a pause state in which the reproduction of the
10 markup document is temporarily stopped, and 4) a stop state in which the reproduction of the markup document is stopped, and operates based on the defined states. The '1) start state' indicates a state in which the presentation engine 6 performs operations for initialization. The operations of the presentation engine 6 in the '2) reproduction state',
15 '3) pause state', and '4) stop state' are determined by a user event that is generated by the remote controller 400 according to a user input, and a script code that is written in the markup document. This will be explained later in more detail.

In addition, according to the present invention, the presentation
20 engine 6 presents a markup document in the reproduction state, based on a document life cycle which comprises a reading step where the markup document is read from the local storage 3, a loading step where the markup document read by the reader 1 is interpreted and loaded on the screen, an interacting step where interaction between the markup
25 document loaded on the screen and the user is performed, a finishing step where the markup document loaded on the screen is finished, and a discarding step where the markup document remaining in the local storage 3 is deleted.

FIG. 6 is a diagram of an example of the presentation engine of
30 FIG. 5.

Referring to FIG. 6, the presentation engine 6 comprises a

markup document step controller 61, a markup document parser 62, a stylesheet parser 63, a script code interpreter 64, a document object model (DOM) logic unit 65, a layout formatter/renderer 66, and a user interface (UI) controller 67.

5 The markup document parser 62 interprets a markup document and generates a document tree. The rules for generating a document tree are as follows. First, a root node of all nodes is set as a document node. Secondly, all texts and elements generate nodes. Thirdly, a processing instruction, a comment, and a document type generate a
10 node. FIG. 7 is a diagram showing an example of a markup document.

FIG. 8 is a diagram of a document tree generated based on the markup document of FIG. 7. Thus, according to the present invention, an identical document tree is generated for an identical markup document.

The UI controller 67 receives a user input through the remote
15 controller 400, and sends it to the DOM logic unit 65 and/or the layout formatter/renderer 66. That is, the UI controller 67 generates a user event according to the present invention.

The stylesheet parser 63 parses a stylesheet and generates a style rule/selector list. The stylesheet enables the form of a markup
20 document to be freely set. In the present embodiment, the syntax and form of a stylesheet comply with the cascading style sheet (CSS) processing model of the World Wide Web Consortium (W3C). The script code interpreter 64 interprets a script code included in the markup document. With the DOM logic unit 65, the markup document can be
25 made into a program object or can be modified. That is, the document tree and the style rule/selector list are modified or improved according to the interaction with the script code interpreter 64, or a user event from the UI controller 67. The layout formatter/renderer 66 applies the style rule/selector list to a document tree, and according to a document form
30 (for example, whether the form is a printed page or sound) that is output based on the applying, generates a formatting structure corresponding to

the form, or changes a formatting structure according to a user event from the UI controller 67. Though the formatting structure looks like a document tree at first glance, the formatting structure can use a pseudo-element and does not necessarily have a tree structure. That is, the formatting structure is dependent on implementation. Also, the formatting structure may have more information than a document tree has or may have less information. For example, if an element of a document tree has a value "none" as an attribute value of "display", the element does not generate any value for a formatting structure. Since the formatting structure of the present embodiment complies with a CSS2 processing model, more detailed explanation is available at the CSS2 processing model. The layout formatter/renderer 66 renders a markup document according to the form of a document (that is, a target medium) that is output based on the generated formatting structure, and outputs the result to the blender 7. For the rendering, the layout formatter/renderer 66 may have a decoder for interpreting and outputting an image or sound. In this manner, the layout formatter/renderer 66 decodes a markup resource linked to the markup document and outputs the markup resource to the blender 7.

The markup document step controller 61 controls steps so that interpretation of a markup document is performed according to the document life cycle described above. Also, if the rendering of a markup document is finished, the markup document step controller 61 generates a 'load' event to the script code interpreter 64, and in order to finish presentation of a markup document, generates an 'unload' event to the script code interpreter 64.

FIG. 11 is a diagram of an example of a remote controller.

Referring to FIG. 11, a group of numerical buttons and special character buttons 40 is arranged at the top of the front surface of the remote controller 400. At the center of the front surface, a direction key 42 for moving upward a pointer displayed on the screen of the TV 300, a

direction key 44 for moving the pointer downward, a direction key 43 for moving the pointer to the left, and a direction key 45 for moving the pointer to the right are arranged, and an enter key 41 is arranged at the center of the direction keys.

5 At the bottom of the front surface, a stop button 46 and a reproduction/pause button 47 are arranged. The reproduction/pause button 47 is prepared as a toggle type such that whenever the user pushes the button 48, the reproduction function and pause function are selected alternately. According to the present invention, the user can
10 control the reproduction process of a markup document by the presentation engine 6, by pushing the stop button 46 and reproduction/pause button 47 in the interactive mode.

FIG. 10 is a state diagram showing each state of the presentation engine 6 and the relations between the states, the states and relations
15 that are defined to reproduce a markup document.

Referring to FIG. 10, the states of the presentation engine 6 are broken down into 1) a start state, 2) a reproduction state, 3) a pause state, and 4) stop state. 1) In the start state, if there is a DVD 100 in the reproducing apparatus 200, the presentation engine 6 performs
20 initialization operations such as reading and fetching disc information, or loading a file system to the local storage 3. The initialization state is achieved inside the reproducing apparatus and is not recognized by the user. If the initialization operations are completed, the state of the presentation engine 6 is transited to the reproduction state. 2) In the
25 reproduction state, the presentation engine 6 reproduces a markup document that is specified as a start document. If the user pushes the pause button 48 on the remote controller 400, the state of the presentation engine 6 is transited to the pause state. 3) Pause of reproduction of a markup document means pause of reproduction of
30 markup resources that are linked to the markup document and displayed on the markup scene. For example, in a case where a flash animation

is embedded in the markup scene and is being displayed, the motion of the flash animation stops during the pause state. If the user pushes the reproduction/pause button 48 again, the state of the presentation engine 6 is transited to the reproduction state and the reproduction of the markup document begins again. That is, the reproduction of the markup resources displayed on the markup scene begins again from the part where the markup resources stopped. The state of the presentation engine 6 alternates between the reproduction state and the pause state when the reproduction/pause button 48 is pushed.

Meanwhile, if the user pushes the stop button 47 in the pause state or the reproduction state, the state of the presentation engine 6 is transited to the stop state where the reproduction of the markup document stops completely. 4) In the stop state, the reproduction of markup resources displayed on the markup stops completely. Accordingly, if the user pushes the reproduction/pause button 48 again, reproduction begins again from the first part of the markup resources.

The operations of the presentation engine 6 in the 1) start state, 2) reproduction state, 3) pause state, and 4) stop state are determined by user events that are generated by the remote controller 400 according to a user input, and script codes written in the markup document. Accordingly, by changing the user events and script codes written in the markup document, the operations of the presentation engine 6 in respective states can be changed in a variety of ways.

FIG. 10 is a diagram showing a document life cycle in a reproduction state of FIG. 10.

Referring to FIG. 10, the document life cycle comprises a reading step, a loading step, an interacting step, a finishing step, and a discarding step. All markup documents go through the document life cycle according to the present invention. However, some markup documents may go through a document life cycle in which the discarding step immediately follows the reading step. A case where a markup

document is stored in the local storage 3 and then deleted without being presented (displayed) corresponds to this cycle. Also, there may be a document life cycle in which the loading step is performed again after the finishing step. A case where a markup document whose presentation
5 has finished is being presented again corresponds to this cycle.

The reading step ends in a process in which a markup document (and a stylesheet) is read by the local storage 3. That is, a resource related to the markup document is generated as an on-memory item.

The loading step includes processes for interpreting the markup
10 document and presenting the markup document on the display screen. That is, the "loading" in the loading step means that the markup document is loaded on the screen. The interpreting of the markup document indicates a process for performing a syntax check for checking whether or not the syntax of a code is correct and a document type
15 definition (DTD) check for checking whether or not there is a semantic error, and if there is no error, generating a document tree. Also, the interpreting includes a process for interpreting a stylesheet which exists separately from the markup document or is included in the markup document.

20 For an XML document, the syntax checking process includes checking whether or not XML elements are properly arranged. That is, it is checked whether or not tags that are XML elements are tested in accordance with the syntax. A detailed explanation of the syntax check is available in the XML standard. The DTD is information on document
25 rules accompanying a markup document and distinguishes tags of the document, identifies attribute information set to tags, and indicates how values appropriate to the attribute information are set. In the DTD checking process, a semantic error of the markup document is found based on the DTD. The rules that are applied to a process for
30 generating a document tree according to the present invention are the same as described above.

In brief, the loading step includes the process for interpreting the markup document and generating a document tree, and the process for rendering the markup document based on the generated document tree.

More specifically, in the loading step, a document tree is generated by interpreting the markup document, a style rule-selector list is generated by interpreting the stylesheet, the generated style rule-selector list is applied to the document tree, a formatting structure is generated based on the type of list applied, and the markup document is rendered based on the formatting structure.

In the interacting step, the displayed content of a document changes, for example, by an interaction with the user when the user pushes a button of a document loaded on the screen or scrolls the screen, or by an interaction between the decoder 4 and the presentation engine 6, or by a process in which the user pushes a button on the remote controller 400 to control the reproduction of the markup document. In the interacting step, the markup document presented on the screen receives a load event from the markup document step controller 61. If the screen displays another markup document shifting away from the currently loaded markup document, an unload event is generated. If the user pushes a button on the remote controller 400, a user input event is sent to the script code interpreter 64 through the UI controller 67 and the DOM controller 65. At this time, it is determined whether or not to reflect an event in the presentation engine 6 after an event handler script code that is provided to the DOM controller 65 is executed in the script code interpreter 64. Then, if it is determined to reflect the event in the presentation engine 6, the event is reflected and processed in the presentation engine 6 to perform a predefined operation. For example, when any one of the reproduction/pause button 47 and the stop button 46 that control the execution states of the reproducing apparatus is pushed, the operation for navigating elements forming the markup documents such as the direction keys 42 through 45

and the enter key 41 corresponds to this. If the user does not want to reflect the event, the user can use a function, `event.preventDefault()`, which is provided by the WC3. Detailed information is described in Document Object Model (DOM) Level 2 Events Specification version 1.0.

5 The finishing step indicates a state where the presentation of a markup document is finished and the markup document remains in the local storage 3.

In the discarding step, the markup document whose presentation is finished is deleted from the local storage 3. That is, in the discarding
10 step, the on-memory item information is deleted.

Based on the structure described above, a reproduction method according to the present invention will now be explained.

FIGS. 12a through 12d are a flowchart of the steps performed by a reproducing method according to a preferred embodiment of the
15 present invention.

Referring to FIG. 12a, if there is a DVD 100 in the reproducing apparatus 200, the reproducing apparatus initializes the presentation engine 6 in step 1201, and sets STARTUP.XML as an output document in step 1202. Based on the user input event that is generated when a
20 user input button is pushed, the presentation engine 6 determines the current state. If the current state is a reproduction state in step 1203, A is performed, if it is a pause state in step 1204, B is performed, and if it is a stop state in step 1205, C is performed.

Referring to FIG. 12b, if the current state is a reproduction state
25 (A), the presentation engine 6 interprets and displays on the screen STARTUP.XML, which is set to the output document, receives a user event from the user input, and executes a script corresponding to the user event, the script which is written in or linked to the markup document in step 1206. If there is a pause request from the user, that
30 is, if the user pushes the pause button 48 in step 1207, the state is transited to the pause state in step 1208. In the pause state, the

reproduction of markup resources that are displayed on the screen stops, and a timer which is needed in interpreting markup documents and in decoding markup resources in the presentation engine 6 stops. In the pause state, only user events corresponding to the reproduction button 48 and stop button 47 are received. Even if any of the other buttons, for example, the pause button, is pushed, the presentation engine 6 does not perform an operation corresponding to the button. If there is a stop request from the user, that is, if the user pushes the stop button 47 in step 1209, the state is transited to the stop state in step 1210. In the stop state, the presentation engine 6 completely stops the reproduction of markup resources that are displayed on the screen, completely stops the timer, and does not receive any user events.

Referring to FIG. 12c, in the pause state (B), if the user pushes the reproduction button 48 or the stop button 47, the presentation engine 6 receives a user event corresponding to the button in step 1211. That is, if there is a reproduction stop request from the user, that is, if the user pushes the stop button 48 in step 1212, the state is transited to the reproduction state in step 1213. In the reproduction state, the presentation engine 6 begins reproduction of the markup resources displayed on the screen from a part where the reproduction stopped temporarily, begins the timer from a part where the timer stopped, and receives all user events. If there is a reproduction stop request from the user, that is, if the user pushes the stop button 46 in step 1214, the state is transited to the stop state in step 1215. In the stop state, the presentation engine 6 does not receive any user events.

Referring to FIG. 12d, in the stop state (C), the presentation engine 6 stores information that should be kept even after the stop and is needed by markup documents, in a non-volatile memory (not shown) in step 1216.

FIG. 13 is a flowchart of the steps performed by a reproducing method according to another preferred embodiment of the present

invention.

FIG. 13 shows processes for processing a markup document in each state of the document life cycle. That is, in the reading step, the presentation engine 6 of the reproducing apparatus 200 reads a markup document from the local storage 3 in step 1301. In the loading step, the presentation engine 6 parses the markup document and generates a document tree in step 1302. If the markup document is not valid and a document tree is not generated in step 1303, an exception processing routine is performed in step 1304. If the markup document is valid and a document tree is normally generated in step 1303, the elements of the markup document are interpreted and formatting and rendering are performed in step 1305. Meanwhile, while the rendering is performed, event handlers for all kinds of events are enrolled in the script code interpreter 64. Event handlers listen whether an enrolled event is generated. If the markup document is rendered and corresponding AV data are decoded, the blender 7 blends the rendered markup document with decoded AV data streams, and outputs the result on the screen in step 1306. In the interacting step, the corresponding markup document is loaded on the screen, and the presentation engine 6 generates a "load" event to the script code interpreter 64 such that jobs to be performed in relation to the event can be processed. Then, interaction with the user is performed through the markup document in step 1307. Here, if there is a request to stop the presentation of the corresponding markup document in step 1308, the presentation engine 6 generates an "unload" event to the script code interpreter 64 in step 1309. Then, in the finishing step, presentation of the current markup document is finished and presentation of the next markup document is prepared in step 1310. In the discarding step, the finished markup document is deleted from the local storage 3 in step 1311. As described above, there may be a markup document in which the reading step follows immediately after the discarding step.

Industrial Applicability

According to the present invention as described above, when AV data are reproduced in the interactive mode, display compatibility is
5 provided.

What is claimed is:

1. A method for reproducing audio/visual (AV) data, including audio data and/or video, in interactive mode, the method comprising:
 - interpreting a markup document and loading the markup document on a screen;
 - performing interaction between the markup document loaded on the screen with a user; and
 - finishing the markup document loaded on the screen.
2. The method of claim 1, further comprising before the loading step:
 - reading and fetching the markup document to a memory.
3. The method of claim 2, further comprising after the finishing step:
 - deleting the markup document in the memory.
4. The method of claim 3, wherein the loading step comprises:
 - (a) interpreting the markup document and generating a document tree; and
 - (c) rendering the markup document based on the generated document tree.
5. The method of claim 3, wherein the reading step further comprises:
 - reading and fetching a stylesheet for the markup document to the memory, and
 - the loading step comprises:
 - (a) interpreting the markup document and generating a document tree;

(b) interpreting the stylesheet and applying the stylesheet to the document tree;

(c1) based on the stylesheet-applied document tree, generating a formatting structure; and

5 (c2) based on the generated formatting structure, rendering the markup document.

6. The method of claim 4, wherein in the step (a) the document tree is generated according to a rule that a root node of all
10 nodes is set to a document node, a rule that all texts and elements generate nodes, and a rule that a processing instruction, a comment, and a document type generate a node.

7. The method of claim 4, wherein the loading step further
15 comprises:

(d) generating a 'load' event.

8. The method of claim 7, wherein if an 'unload' event is generated in the interacting step, the finishing step is performed.

20 9. An apparatus for reproducing AV data including audio data and/or video data recorded on an information storage medium in interactive mode, the apparatus comprising:

25 a reader which reads and fetches data recorded on the information storage medium;

a local storage which temporarily stores a markup document that is read by the reader; and

30 a presentation engine which presents the markup document according to a document life cycle which comprises a loading step for interpreting the markup document read by the reader and loading the document on a screen, an interacting step for performing interaction

between the markup document loaded on the screen and the user, and a finishing step for finishing the presentation of the markup document.

10. The apparatus of claim 9, further comprising:
- 5 a buffer memory which buffers the AV data;
a decoder which decodes the AV data buffered in the buffer memory; and
a blender which blends the AV data decoded by the decoder and the markup document interpreted by the presentation engine, and
10 outputs the blended result.

11. The apparatus of claim 10, wherein before the loading step the presentation engine performs a reading step for reading and fetching the markup document to the local storage, as part of the document life
15 cycle.

12. The apparatus of claim 11, wherein after the finishing step the presentation engine performs a discarding step for deleting the markup document remaining in the local storage, as part of the
20 document life cycle.

13. The apparatus of claim 12, wherein as the loading step, the presentation engine performs the steps of:
- (a) interpreting the markup document and generating a document
25 tree; and
(c) based on the generated document tree, rendering the markup document.

14. The apparatus of claim 12, wherein the presentation engine
30 further performs reading and fetching a stylesheet for the markup document to the memory, and performs as the loading step:

(a) interpreting the markup document and generating a document tree;

(b) interpreting the stylesheet and applying the stylesheet to the document tree;

5 (c1) based on the stylesheet-applied document tree, generating a formatting structure; and

(c2) based on the generated formatting structure, rendering the markup document.

10 15. The apparatus of claim 13, wherein the presentation engine generates the document tree according to a rule that a root node of all nodes is set to a document node, a rule that all texts and elements generate nodes, and a rule that a processing instruction, a comment, and a document type generate a node.

15 16. The apparatus of claim 14, wherein in the loading step the presentation engine further performs generating a 'load' event.

20 17. The apparatus of claim 14, wherein if an 'unload' event is generated in the interacting step, the presentation engine performs the finishing step.

18. An apparatus for reproducing AV data including audio data and/or video data recorded on an information storage medium in interactive mode, the apparatus comprising:

25 a reader which reads and fetches data recorded on the information storage medium;

a local storage which temporarily stores a markup document and a stylesheet that are read by the reader; and

a presentation engine which comprises:

30 a markup document parser which interprets the markup document and generates a document tree,

a stylesheet parser which interprets the stylesheet and generates a style rule/selector list,

a script code interpreter which interprets a script code contained in the markup document,

5 a document object model (DOM) logic unit which modifies the document tree and the style rule/selector list according to interaction with the script code interpreter, and

a layout formatter/renderer which applies the document tree and stylesheet rule/selector list to the document tree, based on the applying,
10 generates a formatting structure, and based on the generated formatting structure, renders the markup document.

19. The apparatus of claim 18, wherein the markup document parser generates the document tree according to a rule that a root node
15 of all nodes is set to a document node, a rule that all texts and elements generate nodes, and a rule that a processing instruction, a comment, and a document type generate a node.

20. The apparatus of claim 18, wherein the presentation engine
20 comprises a markup document step controller, and the markup document step controller generates a 'load' event to the script code interpreter if the rendering of the markup document is completed.

21. The apparatus of claim 19, wherein the step controller
25 generates an 'unload' event to the script code interpreter in order to finish presentation of the markup document.

22. The apparatus of claim 18, further comprising:
a buffer memory which buffers the AV data;
30 a decoder which decodes the AV data buffered in the buffer memory; and

a blender which blends the AV data decoded by the decoder and the markup document interpreted by the presentation engine, and outputs the blended result.

5 23. A method for reproducing AV data in interactive mode, comprising:

 a presentation engine operating according predefined states, wherein the operation state of a presentation engine for reproducing a markup document is divided into and defined as a start state, a
10 reproduction state, a pause state, and stop state.

 24. The method of claim 23, wherein in the reproduction state, the presentation engine presents the markup document by performing a loading step for interpreting a markup document and loading the markup document on a screen; an interacting step for performing interaction
15 between the markup document loaded on the screen with a user; and a finishing step for finishing the markup document loaded on the screen.

 25. The method of claim 24, further comprising before the loading step:

20 reading and fetching the markup document to a memory.

 26. The method of claim 25, further comprising after the finishing step:

 deleting the markup document in the memory.

25

 27. The method of claim 23, wherein in the pause state the presentation engine temporarily stops the reproduction.

 28. The method of claim 27, wherein in the pause state, the
30 reproduction of markup resources which is performed in the presentation engine stops, the timer in the presentation engine also stops, and only

events by a reproduction button and a stop button are selectively received among user events.

29. The method of claim 23, wherein in the stop state, the
5 reproduction of markup resources which is performed in the presentation engine stops, the timer in the presentation engine also stops, and information that is needed by the markup document and should be kept after stop is stored.

FIG. 1

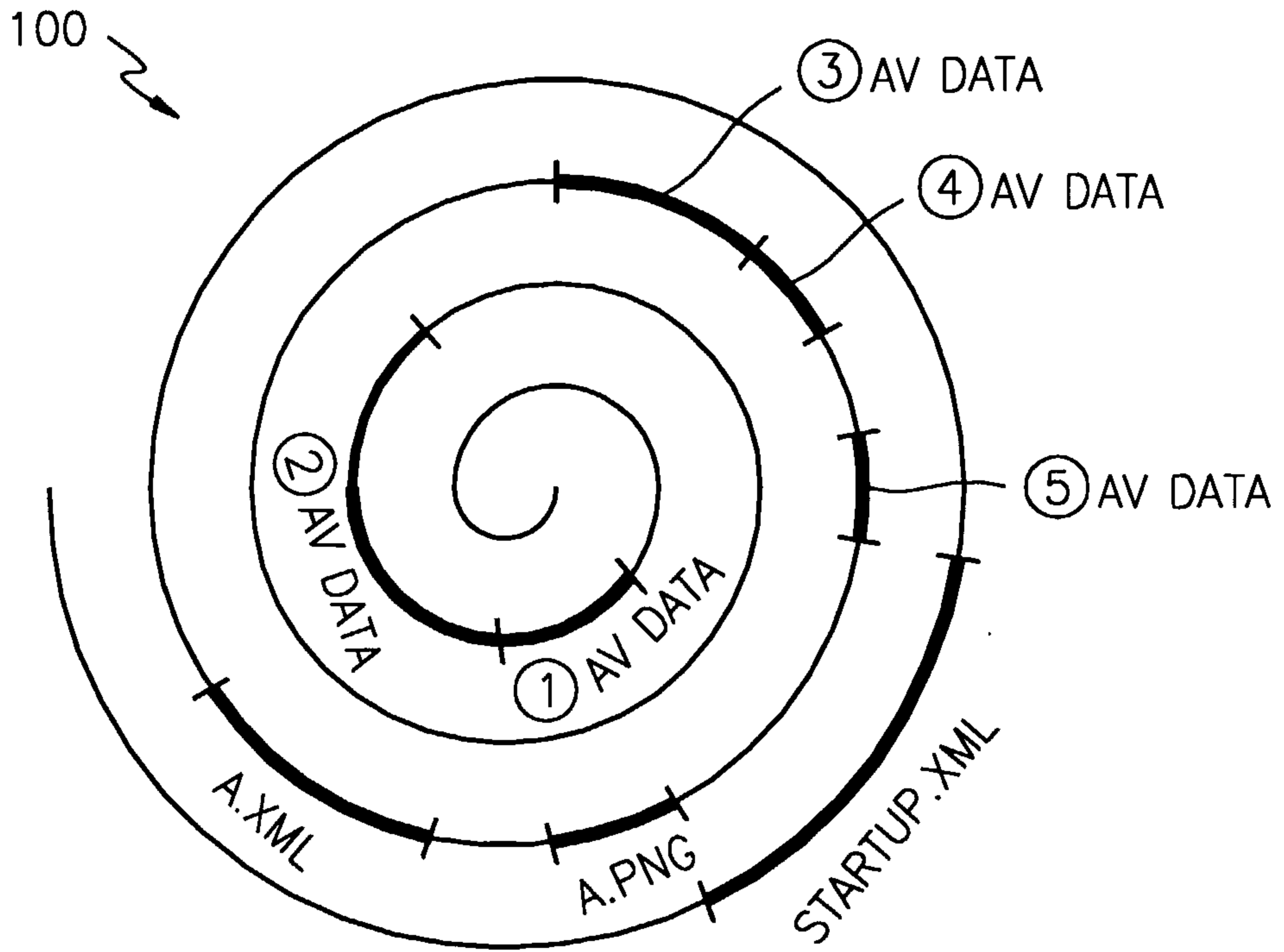


FIG. 2

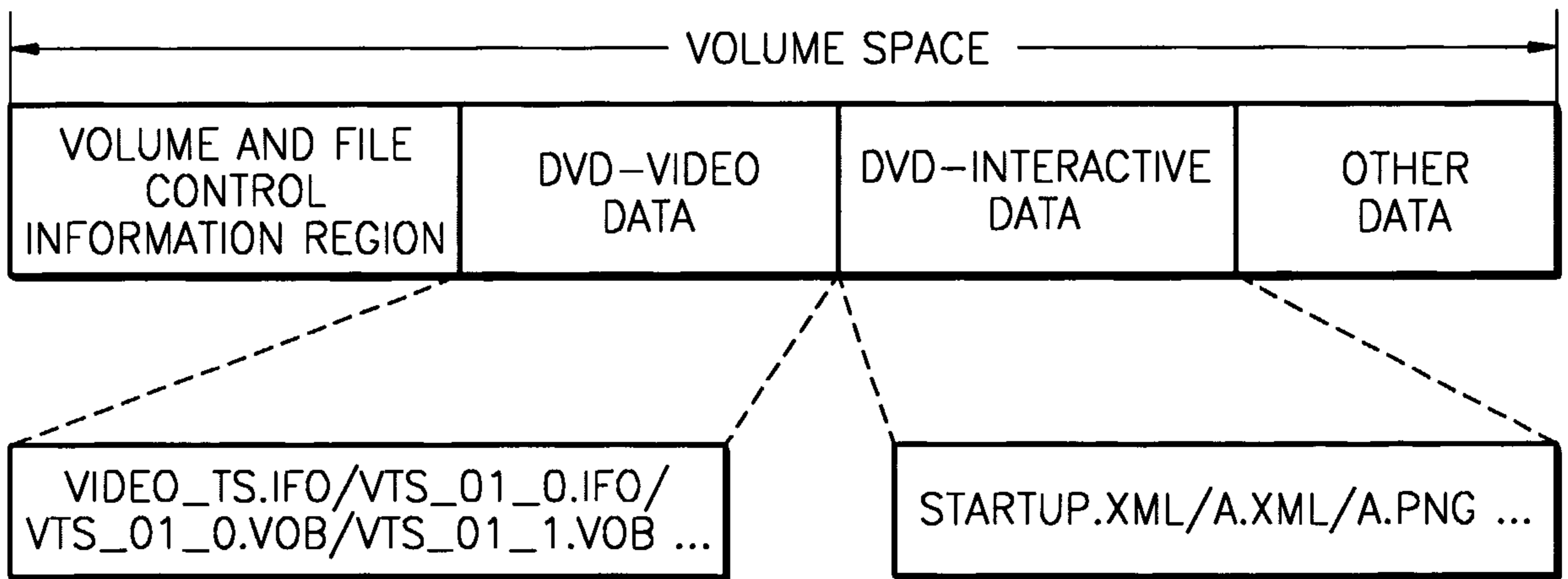
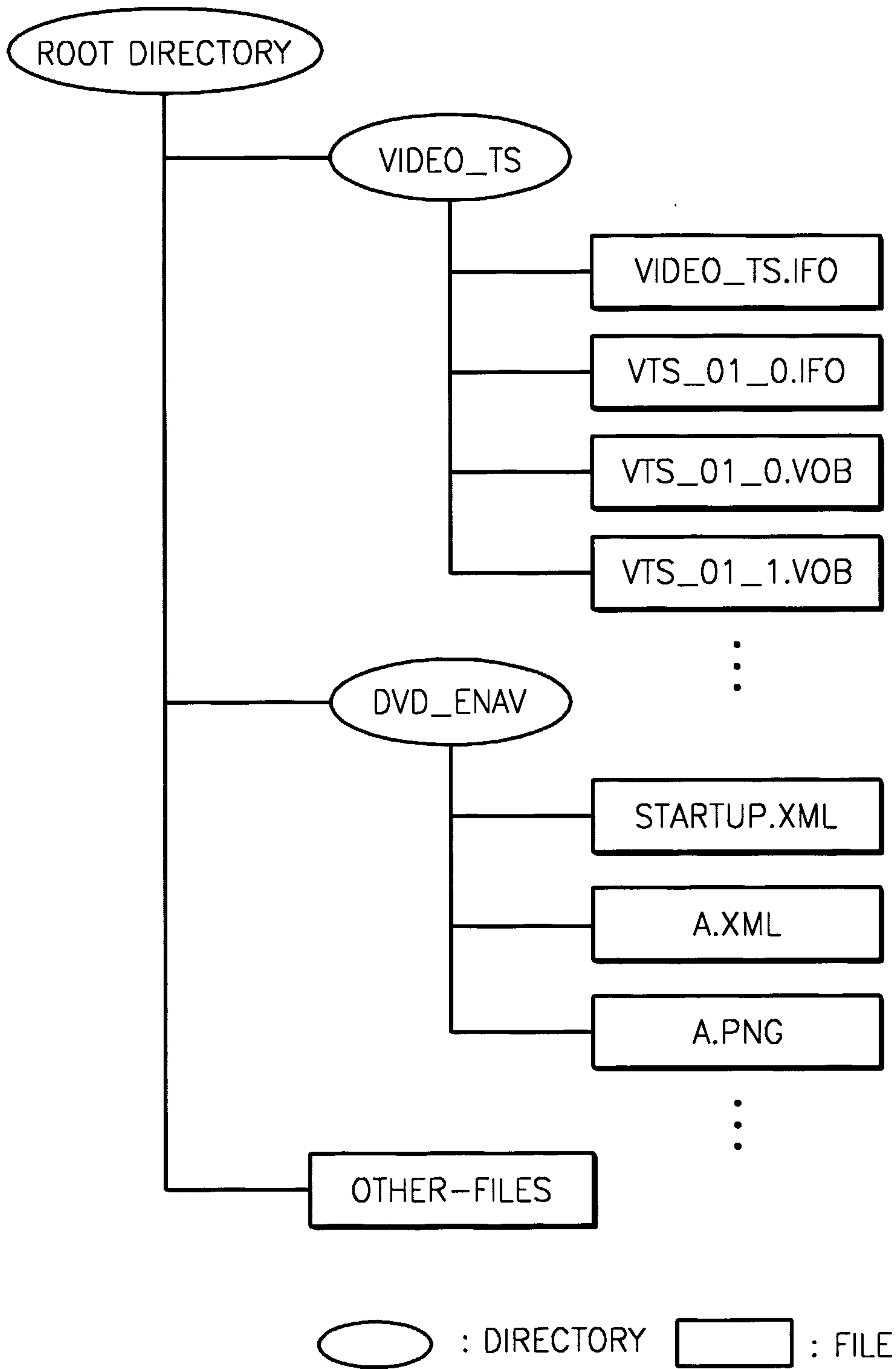


FIG. 3



3/14

FIG. 4

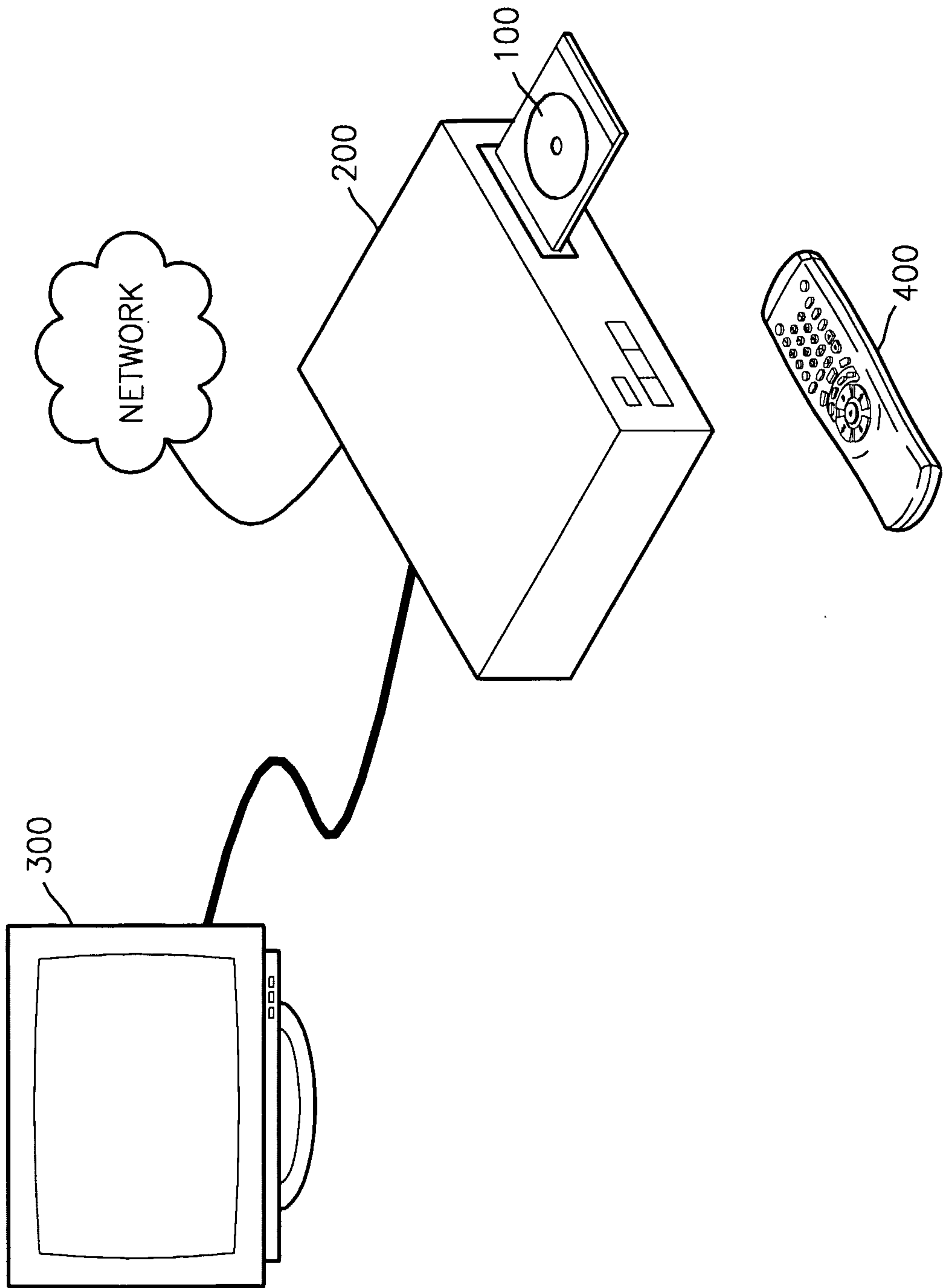


FIG. 5

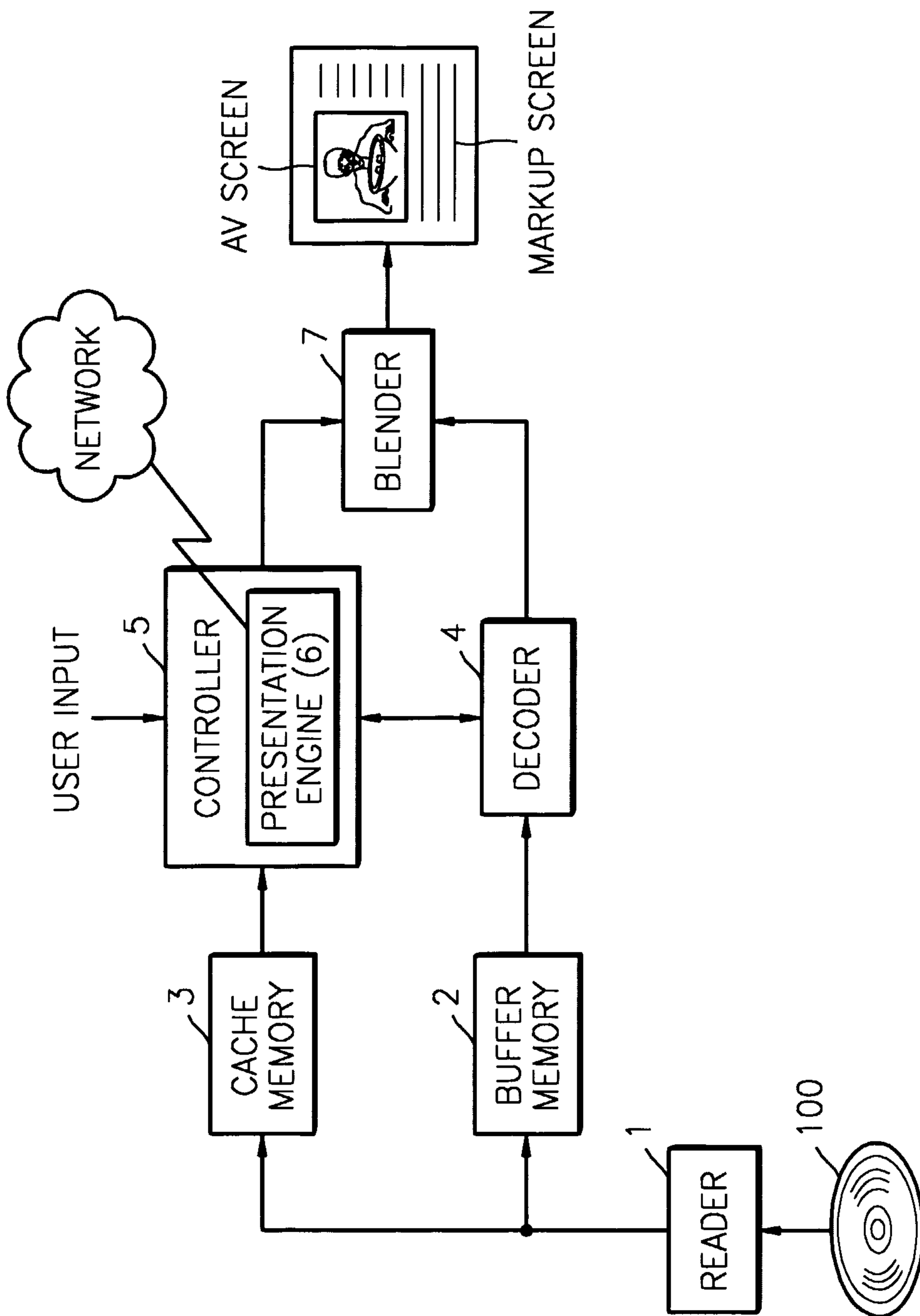
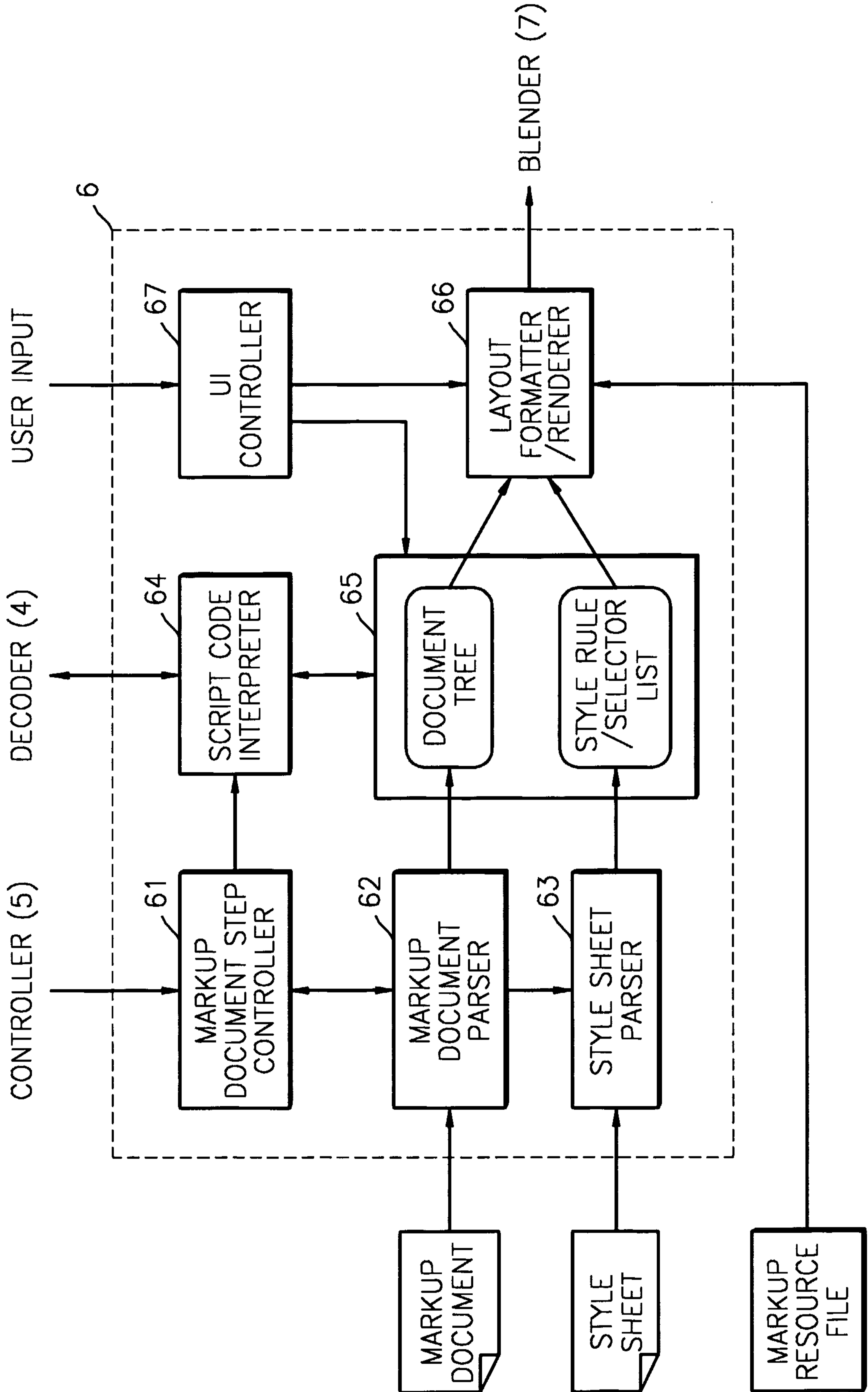


FIG. 6



6/14

FIG. 7

```
<?xml version="1.0" ?>
<!--This is first comment -->
<!DOCTYPE html PUBLIC "-//DVD//DTD XHTML DVD-HTML 1.0//EN"
"http://www.dvdforum.org/enav/dtd/dvdhtml-1-0.dtd">
<html>
<head>
<title>DOM-core sample</title>
<script type="text/ecmascript">
alert("script code is in head tag")
function load_handler()
{
  alert("Hello, DVD-HTML")
  var strMsg="";
  strMsg+= document.documentElement.nodeName+"\n";
  strMsg+= document.documentElement.attributes.item(0).nodeName+"\n";
  var root= document.documentElement;
  for(var i=0;i<root.childNodes.length;i++)
  strMsg += "\t"+root.childNodes.item(i).nodeName+"\n";
  strMsg+= document.nodeName;
  alert(strMsg)
  alert(root.childNodes.item(0).childNodes.length);
alert(root.childNodes.item(0).childNodes.item(1).hasChildNodes());
}
function unload_handler()
{
  alert("good bye world")
}
</script>
</head>
<body onload="load_handler();" onunload="unload_handler();">
<script type="text/ecmascript">
alert(" before body text" )
</script>
<p>body text</p>
<script type="text/ecmascript">
<![CDATA[
alert("after body text")
]]>
</script>
</body>
</html>
```


7/14

FIG. 8

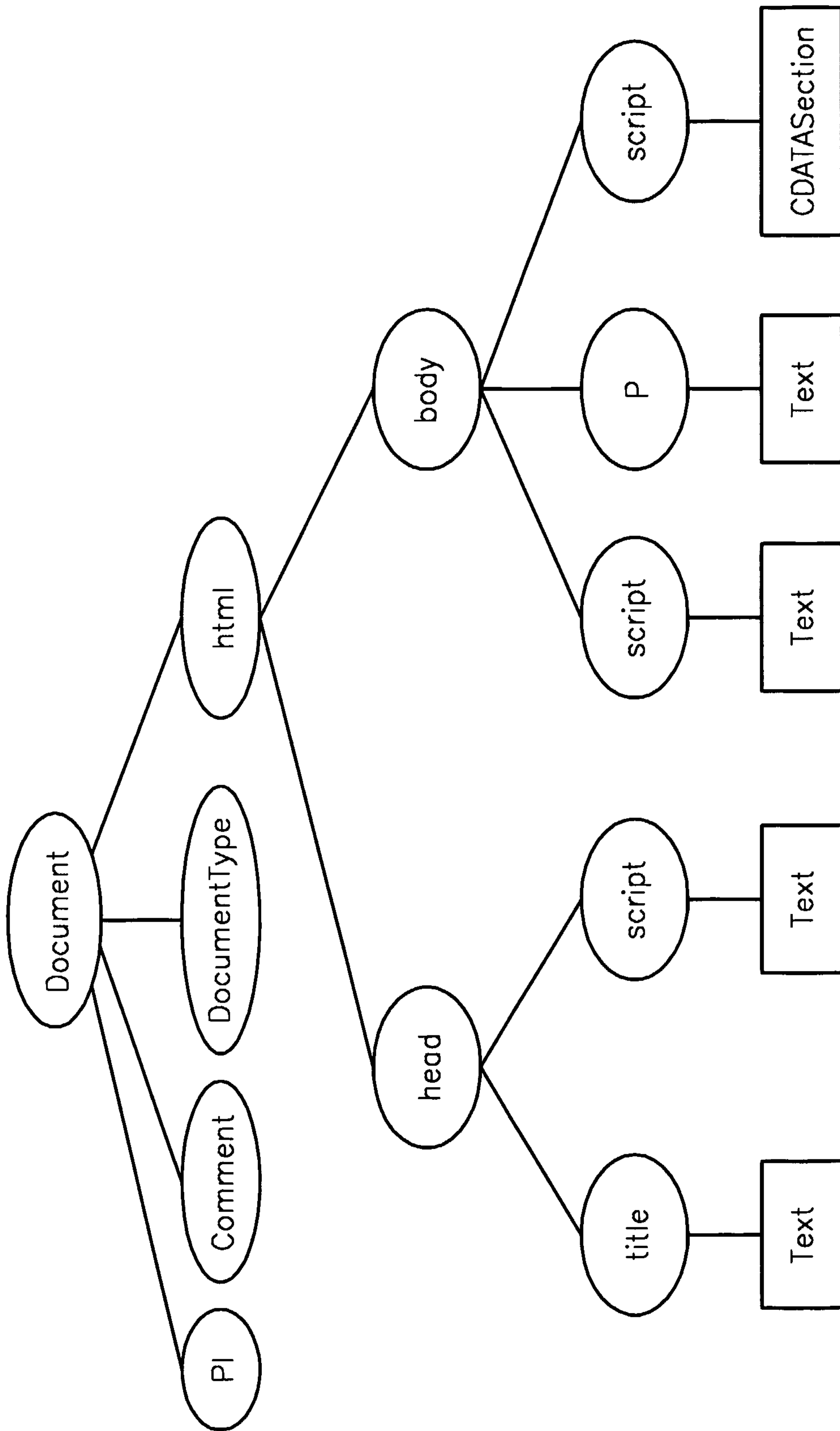
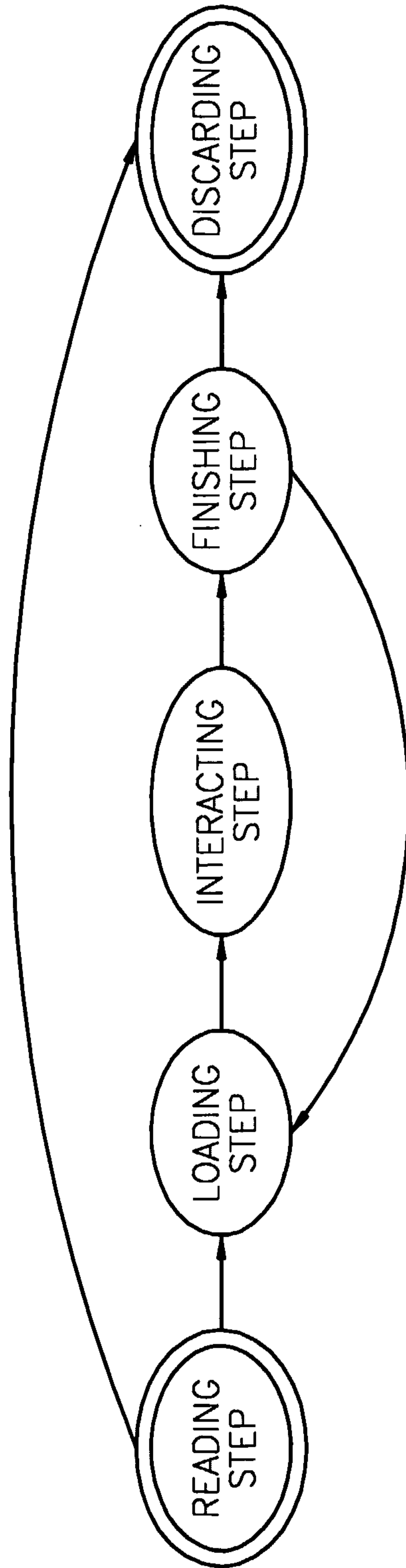


FIG. 9



9/14

FIG. 10

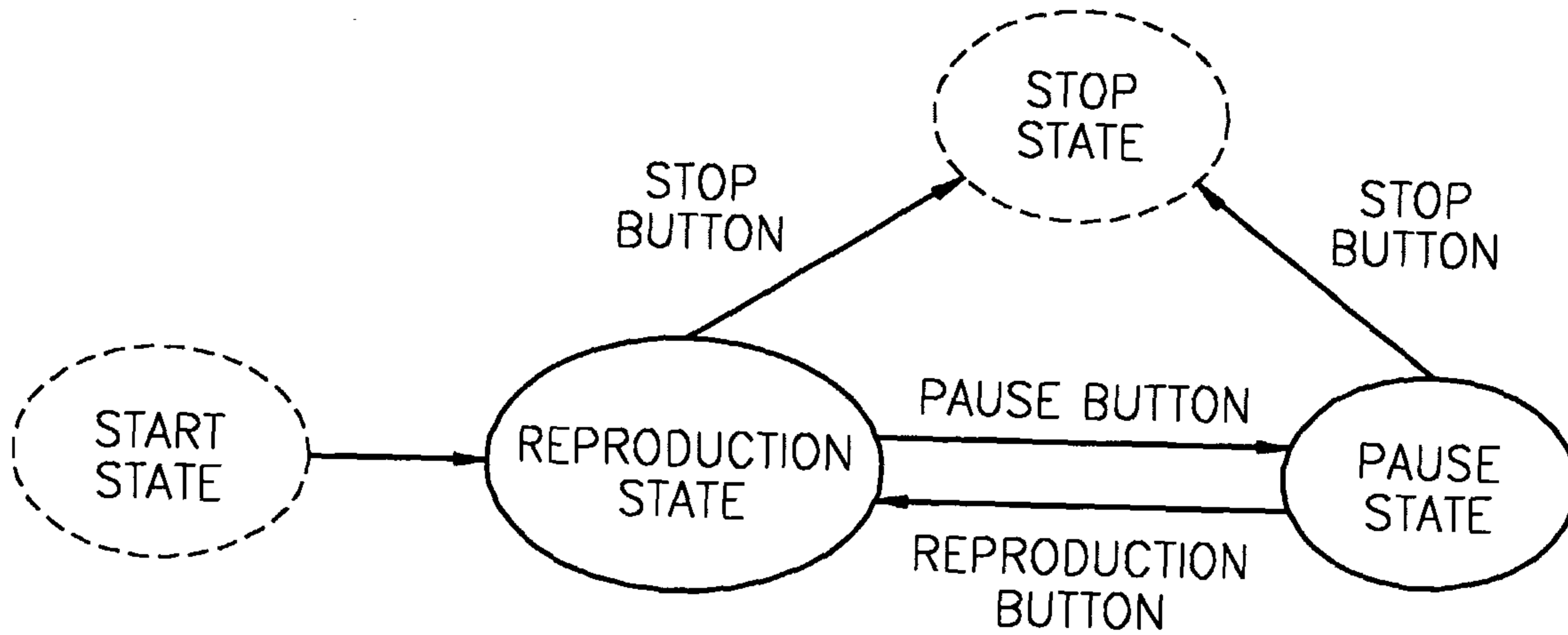
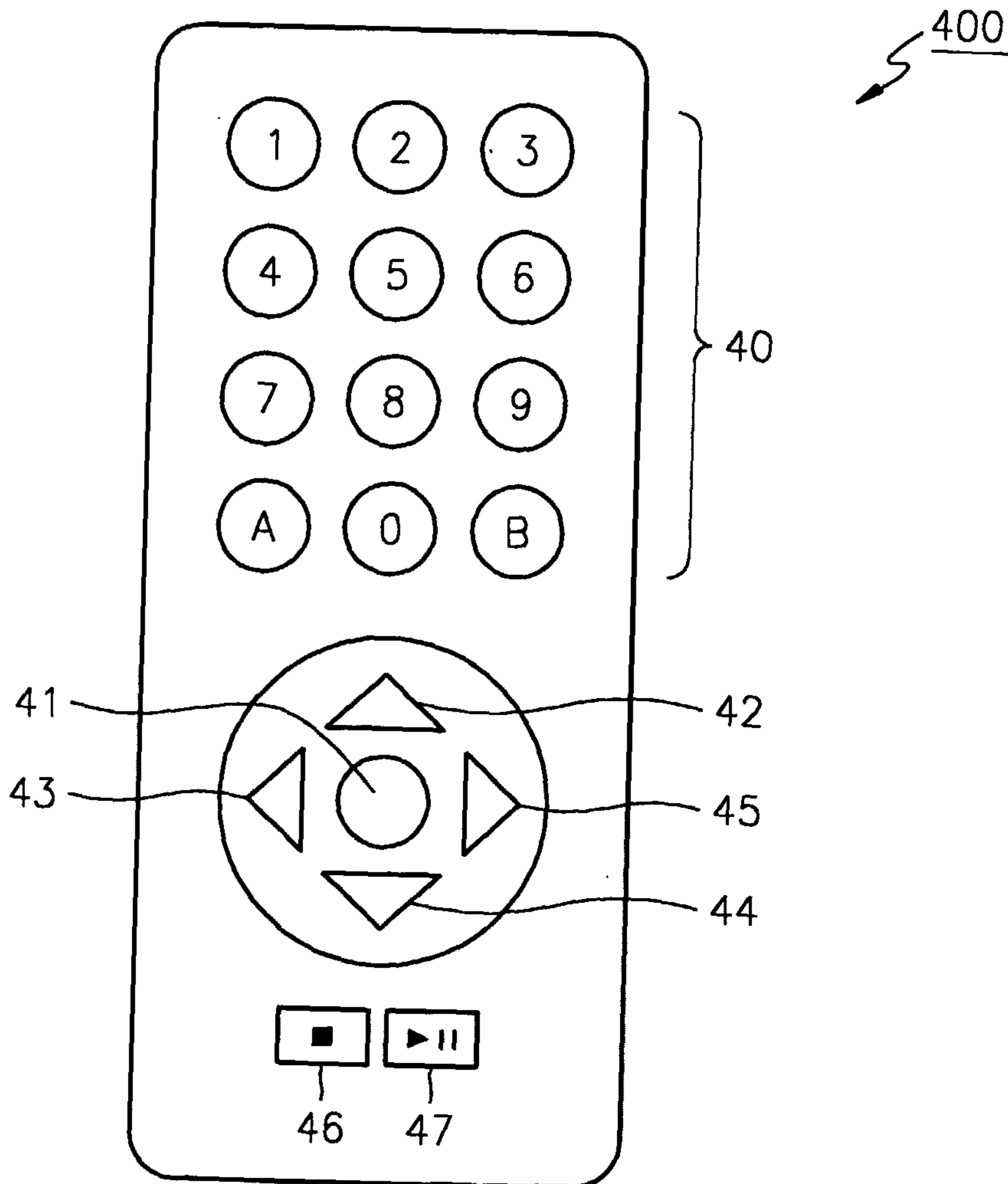
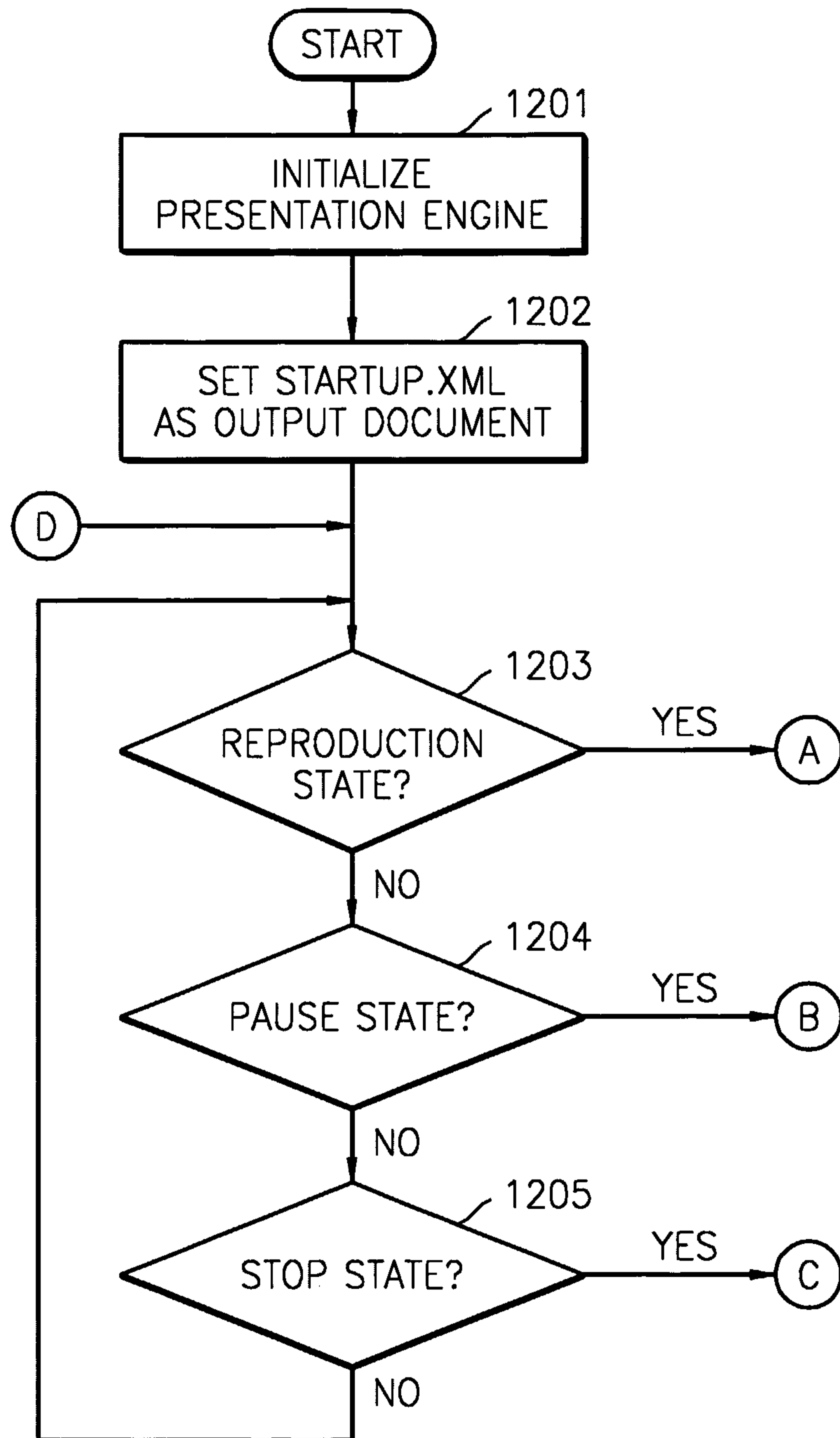


FIG. 11



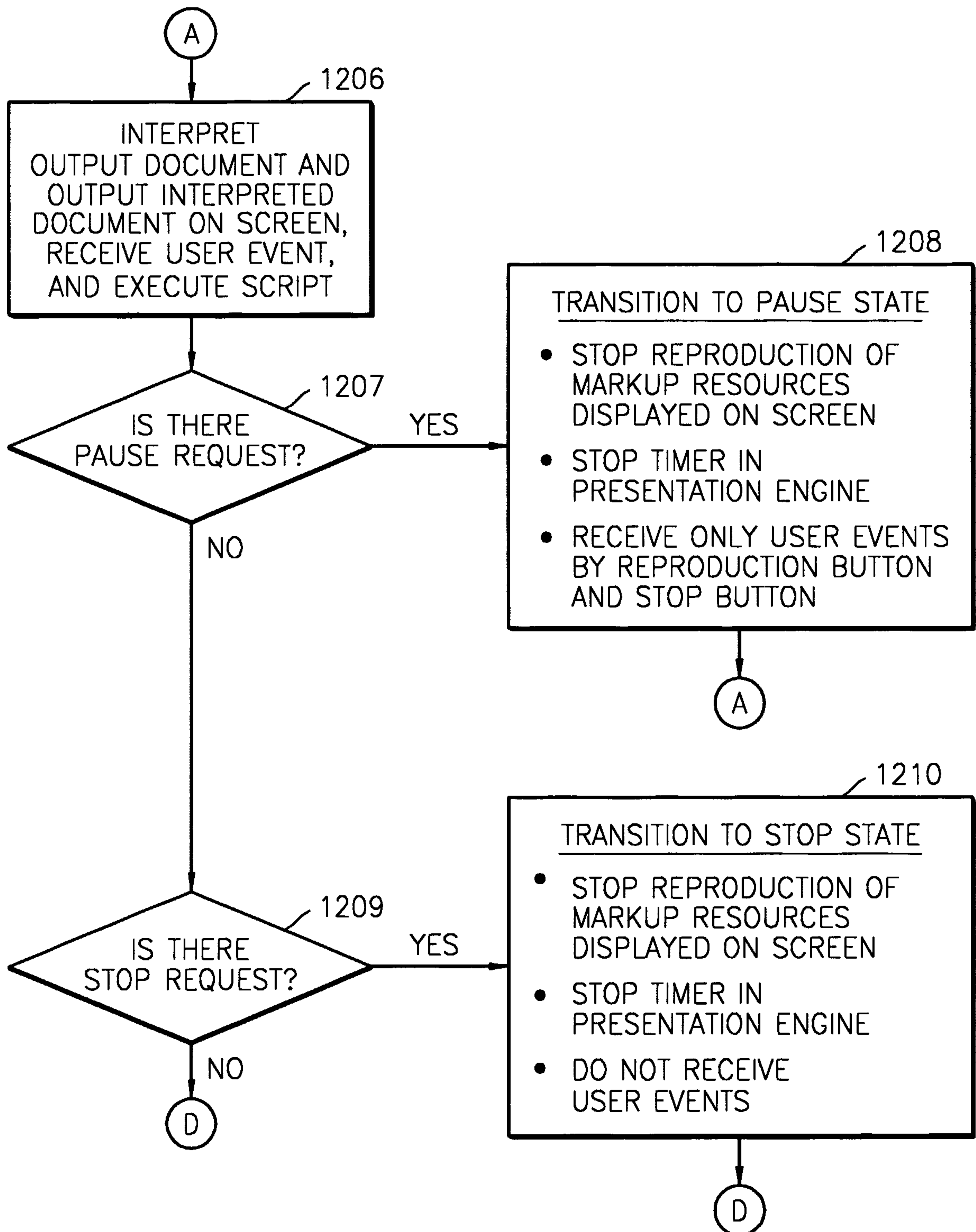
10/14

FIG. 12A



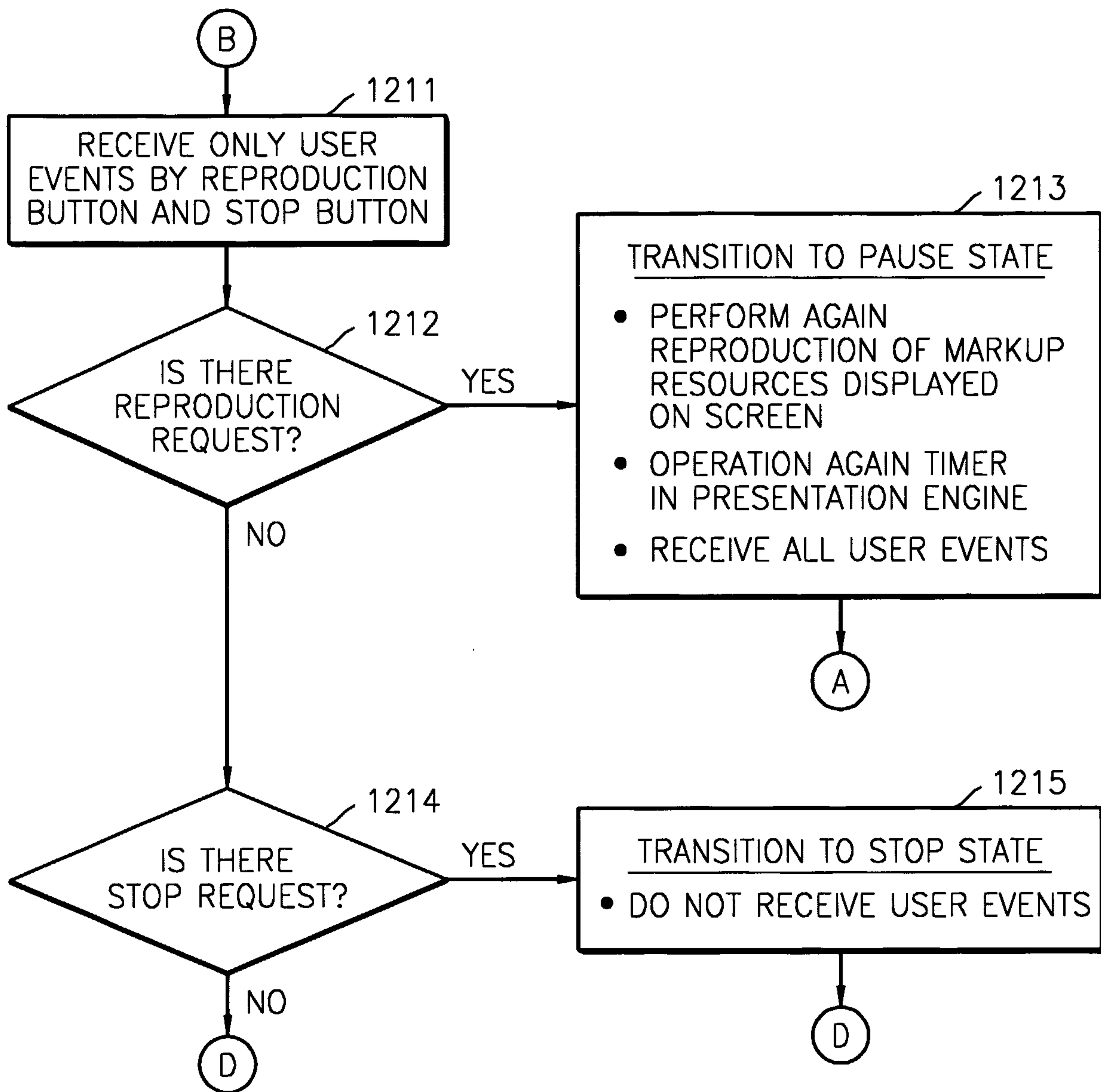
11/14

FIG. 12B



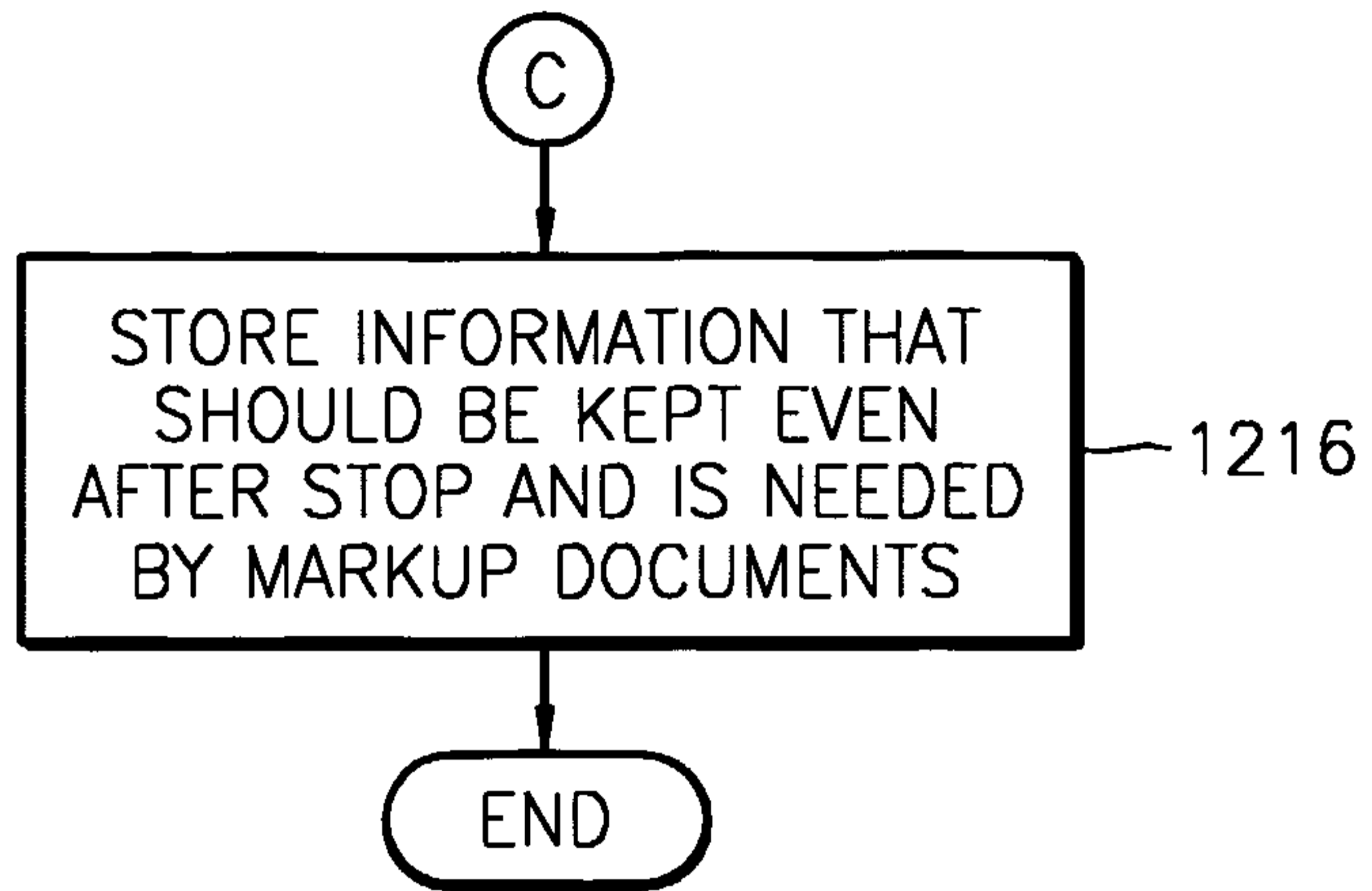
12/14

FIG. 12C



13/14

FIG. 12D



14/14

FIG. 13

