



US00D556769S

(12) **United States Design Patent** (10) **Patent No.:** **US D556,769 S**
Morris (45) **Date of Patent:** **** Dec. 4, 2007**

(54) **TRANSITIONAL GRAPHIC USER INTERFACE FOR A DISPLAY SCREEN**

(75) Inventor: **Ronald Morris**, San Francisco, CA (US)

(73) Assignee: **Microsoft Corporation**, Redmond, WA (US)

(**) Term: **14 Years**

(21) Appl. No.: **29/247,692**

(22) Filed: **Jun. 30, 2006**

(51) **LOC (8) CL.** **14-04**

(52) **U.S. CL.** **D14/487**

(58) **Field of Classification Search** D14/485-495; D19/6; D20/11; 715/700-867, 973-977

See application file for complete search history.

(56) **References Cited**

U.S. PATENT DOCUMENTS

5,973,682	A *	10/1999	Saib et al.	715/700
6,121,968	A *	9/2000	Arcuri et al.	715/825
6,137,470	A *	10/2000	Sundstrom et al.	715/786
D445,426	S *	7/2001	Wang et al.	D14/486
6,300,967	B1 *	10/2001	Wagner et al.	715/784
D450,324	S *	11/2001	Istvan et al.	D14/486
6,690,391	B1 *	2/2004	Proehl et al.	715/720
D519,515	S *	4/2006	Mugura	D14/485
7,043,693	B2 *	5/2006	Wenzel et al.	715/763
2003/0090524	A1 *	5/2003	Segeberg et al.	345/786
2004/0100479	A1 *	5/2004	Nakano et al.	345/700
2004/0169673	A1 *	9/2004	Crampe et al.	345/700

2004/0189714	A1 *	9/2004	Fox et al.	345/810
2004/0261040	A1 *	12/2004	Radcliffe et al.	715/840
2005/0076309	A1 *	4/2005	Goldsmith	715/811
2005/0091609	A1 *	4/2005	Mathews et al.	715/804
2005/0097464	A1 *	5/2005	Graeber	715/700
2005/0097478	A1 *	5/2005	Killian et al.	715/851
2005/0251750	A1 *	11/2005	Vallone et al.	715/721
2006/0053379	A1 *	3/2006	Henderson et al.	715/751
2006/0236243	A1 *	10/2006	Brain et al.	715/704

* cited by examiner

Primary Examiner—Cathron C. Brooks

Assistant Examiner—Deanna Fluegeman

(74) *Attorney, Agent, or Firm*—Banner & Witcoff, Ltd.

(57) **CLAIM**

The ornamental design for a transitional graphic user interface for a display screen, as shown and described.

DESCRIPTION

FIG. 1 is a front view of the first image of a transitional graphic user interface for a display screen showing my new design;

FIG. 2 is a front view of the second image thereof; and,

FIG. 3 is a front view of the third image thereof.

The appearance of the graphic user interface sequentially transitions between the images shown in FIGS. 1-3. The process or period in which the image transitions to another forms no part of the claimed design. The broken line showing of a display screen and the text is for illustrative purposes only and forms no part of the claimed design.

1 Claim, 3 Drawing Sheets

	CONTENT	
	CONTENT	
	CONTENT	
◀	CONTENT	▶
	CONTENT	
	CONTENT	
	CONTENT	

	CONTENT	
	CONTENT	
	CONTENT	⧗
◀	CONTENT	▶
	CONTENT	
	CONTENT	
	CONTENT	

	CONTENT	
	CONTENT	
	CONTENT	
◀	CONTENT	▶
	CONTENT	⧘
	CONTENT	
	CONTENT	

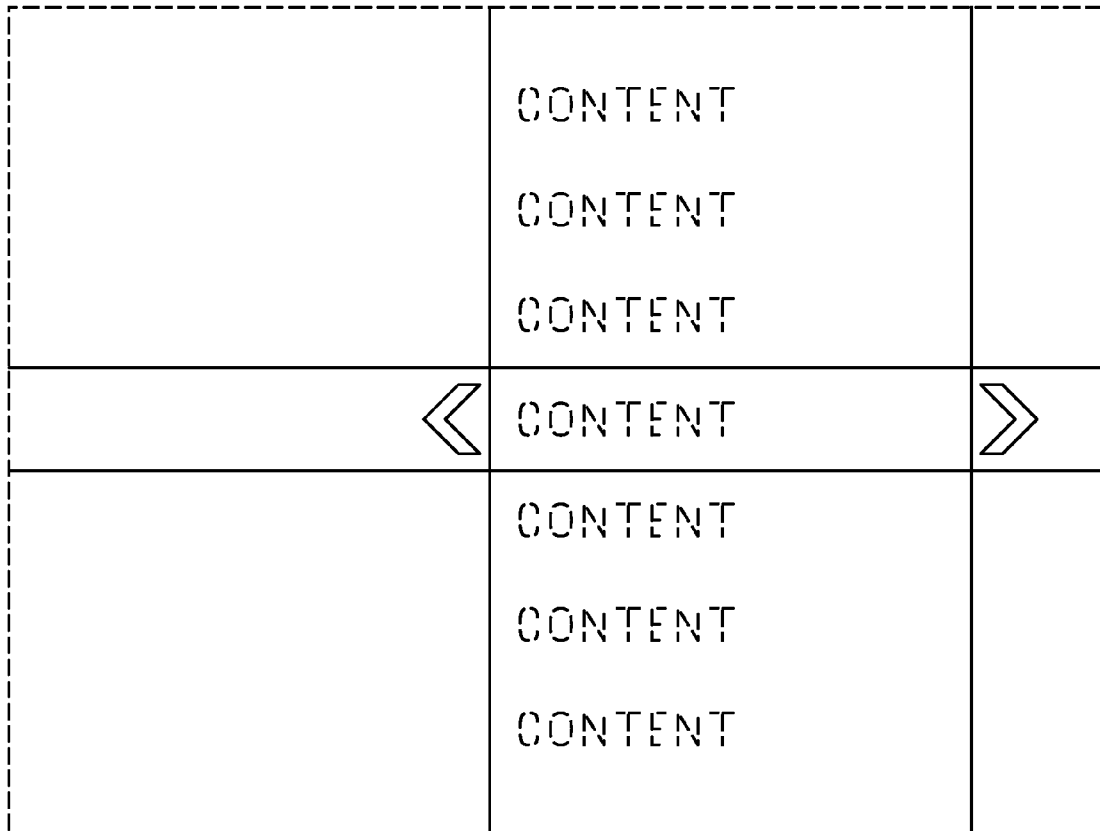


FIG. 1

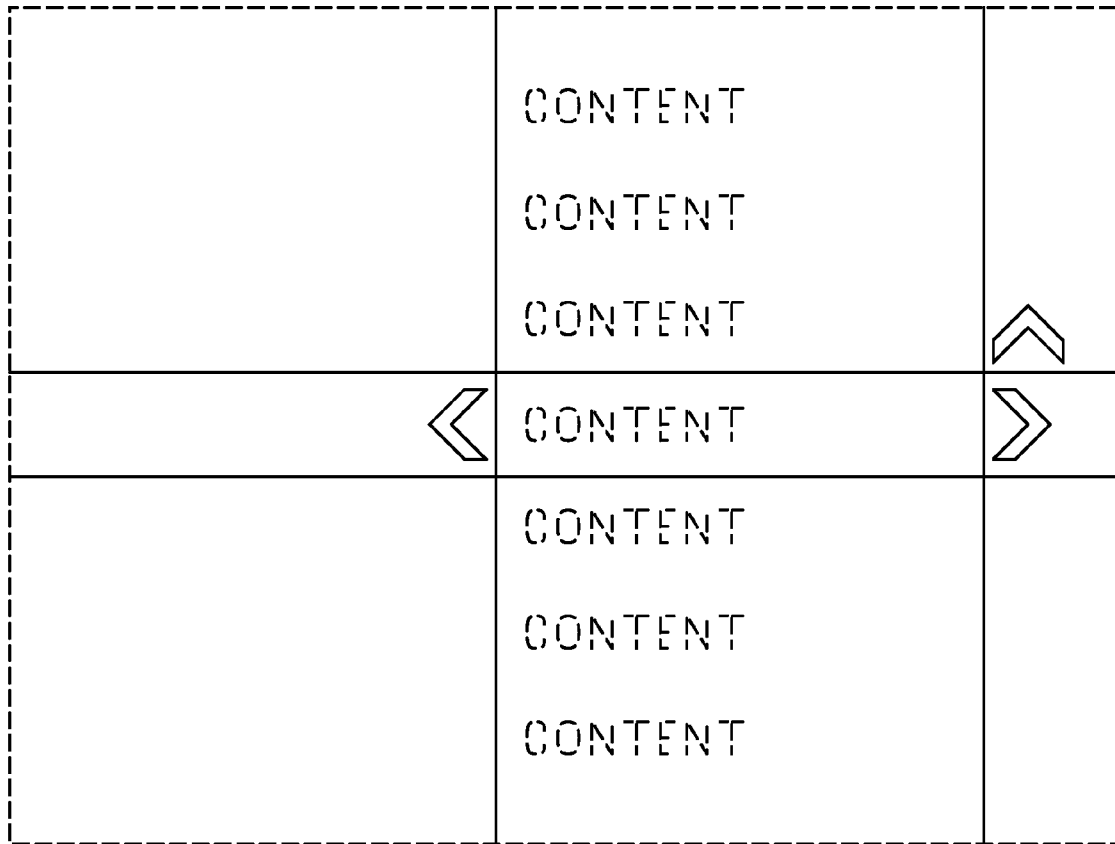


FIG. 2

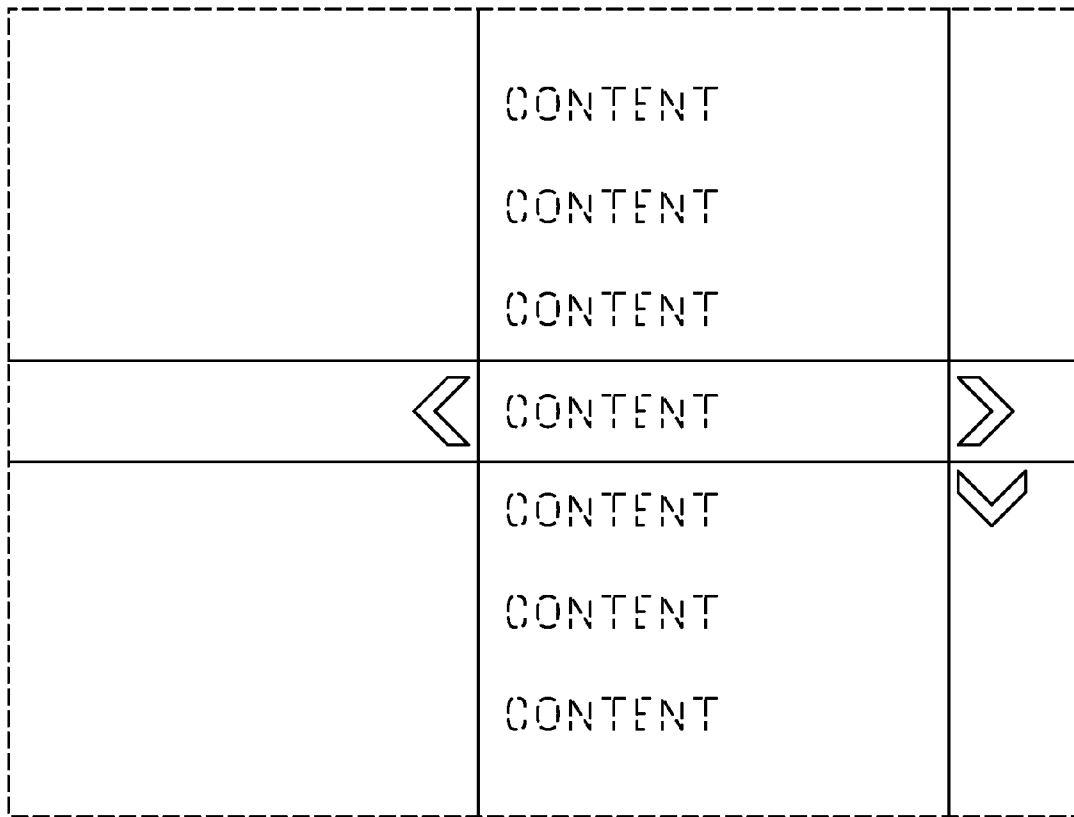


FIG. 3