



US00D954559S

(12) **United States Design Patent**
Tan et al.

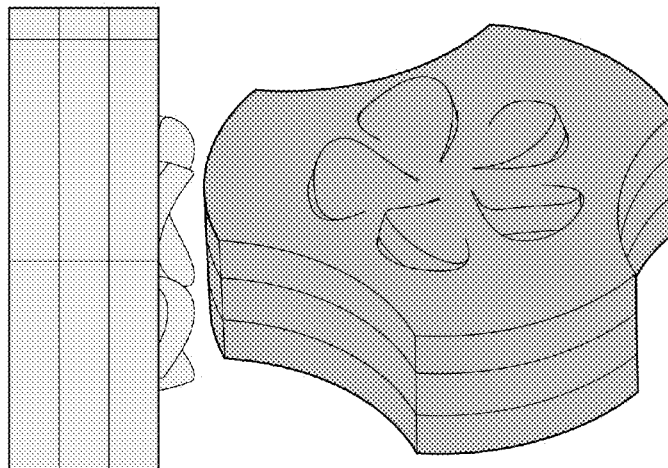
(10) **Patent No.:** **US D954,559 S**
(45) **Date of Patent:** **** Jun. 14, 2022**

- (54) **SINGLE-DOSE LAUNDRY DETERGENT UNIT**
- (71) Applicant: **The Procter & Gamble Company**, Cincinnati, OH (US)
- (72) Inventors: **Wee Hau Tan**, Singapore (SG); **Yaan Thomas Kinally**, Cambridge (GB); **Darren Seymour**, Cambridge (GB)
- (73) Assignee: **The Procter & Gamble Company**, Cincinnati, OH (US)
- (**) Term: **15 Years**
- (21) Appl. No.: **29/697,464**
- (22) Filed: **Jul. 9, 2019**
- (51) **LOC (13) Cl.** **09-05**
- (52) **U.S. Cl.**
USPC **D9/707; D28/8.1**
- (58) **Field of Classification Search**
USPC **D9/702-714, 414-416, 428, 421, D9/424-426, 430-432, 759; D28/4-8, D28/8.1-8.2**
CPC **C11D 17/0065-17/0091; C11D 17/00-17/0039; C11D 17/04-17/047**
See application file for complete search history.

D429,437 S	8/2000	Valenti	
D431,676 S	10/2000	Neergaard	
D437,972 S	2/2001	Harty	
D442,739 S	5/2001	Friesenhahn	
D443,108 S	5/2001	Friesenhahn	
D449,881 S	10/2001	Mock, Sr.	
D473,982 S	4/2003	Clark	
D478,657 S *	8/2003	Fontana D24/102
D509,935 S	9/2005	Burt	
D571,515 S	6/2008	Krause	
D577,294 S	9/2008	Suxdorf	
D578,893 S	10/2008	Rosinski et al.	
D581,805 S	12/2008	Suxdorf	
D585,287 S	1/2009	Rosinski et al.	
D588,766 S	3/2009	Dunshee	
D607,163 S	12/2009	Swiderski	
D610,002 S	2/2010	Frank	
D610,753 S	2/2010	Moskowitz	
D613,026 S	4/2010	Fitzpatrick et al.	
D617,843 S	6/2010	Heinke	
D621,275 S	8/2010	Marotti et al.	
D642,911 S	8/2011	Gonzalez	
D646,449 S	10/2011	Cheng	
D648,214 S	11/2011	Gonzalez	
D656,669 S	3/2012	Davis	
D657,910 S	4/2012	Davis	
D659,009 S	5/2012	Boyer et al.	
D671,329 S	11/2012	Van Straten	
D677,335 S	3/2013	Murphy et al.	
D681,270 S	4/2013	Davis	
D686,066 S	7/2013	Macaulay et al.	
D686,067 S	7/2013	Macaulay et al.	
D701,759 S	4/2014	Abel et al.	
D703,532 S	4/2014	Merchant	
D716,650 S	11/2014	Robinson	
D725,479 S	3/2015	Ajichi et al.	
D729,069 S	5/2015	Ajichi et al.	
D743,787 S	11/2015	Hood	
D745,393 S	12/2015	Robinson	
D748,241 S	1/2016	Goode	
D752,439 S	3/2016	Abel et al.	
D753,487 S	4/2016	Wells	
D768,480 S	10/2016	Hood et al.	
D768,947 S	10/2016	Mantelli	
D769,522 S	10/2016	Venet	
D771,899 S	11/2016	Wehling	
D783,799 S	4/2017	Goode	
D783,801 S	4/2017	Goode	
D798,658 S	10/2017	Masifilo	
D799,964 S	10/2017	Abel et al.	
D811,674 S	2/2018	Krause	
D816,414 S	5/2018	Thompson et al.	
D817,588 S *	5/2018	Fraser D99/5

(56) **References Cited**
U.S. PATENT DOCUMENTS

D267,122 S	11/1982	Scotton et al.	
D271,817 S	12/1983	Collin	
D295,683 S *	5/1988	Kirk D24/101
D299,275 S *	1/1989	Ott D24/103
D302,481 S	7/1989	Fawzi	
D328,010 S	7/1992	Daenen	
D334,420 S	3/1993	Copeland et al.	
D353,940 S	1/1995	Ricciarelli	
5,437,407 A	8/1995	Kim	
D392,433 S	3/1998	Norris	
D396,904 S	8/1998	Leu	
D396,907 S	8/1998	Donnelly	
D415,601 S	10/1999	Sherman et al.	
D416,654 S	11/1999	Haynes	



D821,645 S	6/2018	Nelemans
D822,298 S	7/2018	Krause
D822,927 S	7/2018	Krause
D827,428 S	9/2018	Torres
D829,105 S	9/2018	Templeman
D829,546 S	10/2018	Gagliardo et al.
D831,496 S	10/2018	Silva
10,089,904 B2	10/2018	Bowen et al.
D832,715 S	11/2018	Zinovieff et al.
D832,716 S	11/2018	Zinovieff et al.
D833,698 S	11/2018	Lyne
D833,868 S	11/2018	Marotti
10,262,560 B2	4/2019	Craig et al.
D850,277 S	6/2019	Murchison et al.
D851,744 S	6/2019	Huang
D858,301 S	9/2019	Lowery et al.
D863,612 S	10/2019	Panagiotis et al.
D863,957 S	10/2019	Riffe et al.
D867,130 S	11/2019	Merchant et al.
D867,717 S	11/2019	Chavez
D868,953 S	12/2019	Mckendree
D871,211 S	12/2019	Marcano et al.
D871,919 S	1/2020	Lowery et al.
D885,180 S	5/2020	Murchison
D893,998 S	8/2020	Hinkle et al.
D893,999 S	8/2020	Hinkle et al.
D900,603 S	11/2020	Murchison et al.
D902,710 S	11/2020	Hinkle et al.
D902,711 S	11/2020	Rees
D904,899 S	12/2020	Tan
D905,917 S	12/2020	Kinally
D906,804 S	1/2021	Rees
D906,829 S	1/2021	Rees
D907,486 S	1/2021	Hood et al.
D910,455 S	2/2021	Lowery et al.
D911,185 S	2/2021	Fan et al.
D913,584 S	3/2021	Fan et al.
D915,478 S	4/2021	De Geyter
2006/0010634 A1	1/2006	Moser
2017/0327997 A1	11/2017	Florence

FOREIGN PATENT DOCUMENTS

DE	101063	5/2018
DE	101100	5/2018
DE	102959	9/2018
JP	2000053998 A	2/2000
JP	1656034 S	3/2020
JP	1665522 S	8/2020
JP	D1665521 S	8/2020
JP	1668494 S	9/2020
JP	1668495 S	9/2020
WO	DM/102259	7/2018
WO	DM/201164	1/2019
WO	DM/202753	6/2019

OTHER PUBLICATIONS

All Office Actions, U.S. Appl. No. 29/676,330.
 All Office Actions, U.S. Appl. No. 29/683,553.
 Polymeric Foam, Urethane Scouring Pad, Graingers website 2020, <https://www.grainger.com/product/6NE88?gclid=CjOKCQjwhtT1BRcARIsAGIY51K0thz...> site visited May 8, 2020.
 U.S. Appl. No. 29/717,567, filed Dec. 18, 2019, Suli Eunice Hong et al.
 U.S. Appl. No. 29/757,068, filed Nov. 3, 2020, Wee Hau Tan et al.
 U.S. Appl. No. 29/717,570, filed Dec. 18, 2019, Suli Eunice Hong et al.
 U.S. Appl. No. 27/727,267, filed Mar. 10, 2020, Wee Hau Tan et al.
 U.S. Appl. No. 29/728,177, filed Mar. 17, 2020, Wee Hau Tan et al.
 All Office Actions, U.S. Appl. No. 29/717,567.
 All Office Actions, U.S. Appl. No. 29/717,570.
 All Office Actions, U.S. Appl. No. 29/727,267.
 All Office Actions, U.S. Appl. No. 29/728,177.
 All Office Actions, U.S. Appl. No. 29/757,068.

* cited by examiner

Primary Examiner — Abraham Bahta

(57) CLAIM

The ornamental design for a single-dose laundry detergent unit, as shown and described.

DESCRIPTION

The patent or application file contains at least one drawing executed in color. Copies of this patent or patent application publication with color drawing(s) will be provided by the Office upon request and payment of the necessary fee.

FIG. 1 is a perspective view of the title single-dose laundry detergent unit, embodying the new design;

FIG. 2 is a front view thereof;

FIG. 3 is a back view thereof;

FIG. 4 is a left view thereof;

FIG. 5 is a right view thereof;

FIG. 6 is a top view thereof;

FIG. 7 is a bottom view thereof;

FIG. 8 is a perspective view of the title single-dose laundry detergent unit, embodying the new design;

FIG. 9 is a front view thereof;

FIG. 10 is a back view thereof;

FIG. 11 is a left view thereof;

FIG. 12 is a right view thereof;

FIG. 13 is a top view thereof;

FIG. 14 is a bottom view thereof;

FIG. 15 is a perspective view of the title single-dose laundry detergent unit, embodying the new design;

FIG. 16 is a front view thereof;

FIG. 17 is a back view thereof;

FIG. 18 is a left view thereof;

FIG. 19 is a right view thereof;

FIG. 20 is a top view thereof;

FIG. 21 is a bottom view thereof;

FIG. 22 is a perspective view of the title single-dose laundry detergent unit, embodying the new design;

FIG. 23 is a front view thereof;

FIG. 24 is a back view thereof;

FIG. 25 is a left view thereof;

FIG. 26 is a right view thereof;

FIG. 27 is a top view thereof;

FIG. 28 is a bottom view thereof;

FIG. 29 is a perspective view of the title single-dose laundry detergent unit, embodying the new design;

FIG. 30 is a front view thereof;

FIG. 31 is a back view thereof;

FIG. 32 is a left view thereof;

FIG. 33 is a right view thereof;

FIG. 34 is a top view thereof;

FIG. 35 is a bottom view thereof;

FIG. 36 is a perspective view of the title single-dose laundry detergent unit, embodying the new design;

FIG. 37 is a front view thereof;

FIG. 38 is a back view thereof;

FIG. 39 is a left view thereof;

FIG. 40 is a right view thereof;

FIG. 41 is a top view thereof;

FIG. 42 is a bottom view thereof;

FIG. 43 is a perspective view of the title single-dose laundry detergent unit, embodying the new design;

FIG. 44 is a front view thereof;

FIG. 45 is a back view thereof;

FIG. 46 is a left view thereof;

FIG. 47 is a right view thereof;
FIG. 48 is a top view thereof;
FIG. 49 is a bottom view thereof;
FIG. 50 is a perspective view of the title single-dose laundry detergent unit, embodying the new design;
FIG. 51 is a front view thereof;
FIG. 52 is a back view thereof;
FIG. 53 is a left view thereof;
FIG. 54 is a right view thereof;
FIG. 55 is a top view thereof;
FIG. 56 is a bottom view thereof;
FIG. 57 is a perspective view of the title single-dose laundry detergent unit, embodying the new design;
FIG. 58 is a front view thereof;
FIG. 59 is a back view thereof;
FIG. 60 is a left view thereof;
FIG. 61 is a right view thereof;
FIG. 62 is a top view thereof; and,
FIG. 63 is a bottom view thereof.

Any patent application or patent to which this application claims priority or benefit thereof, is hereby incorporated herein by reference in its entirety.

1 Claim, 63 Drawing Sheets
(63 of 63 Drawing Sheet(s) Filed in Color)

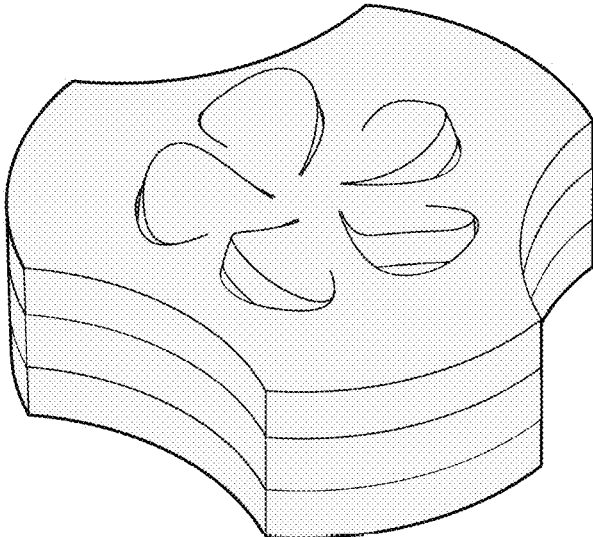


Fig. 1

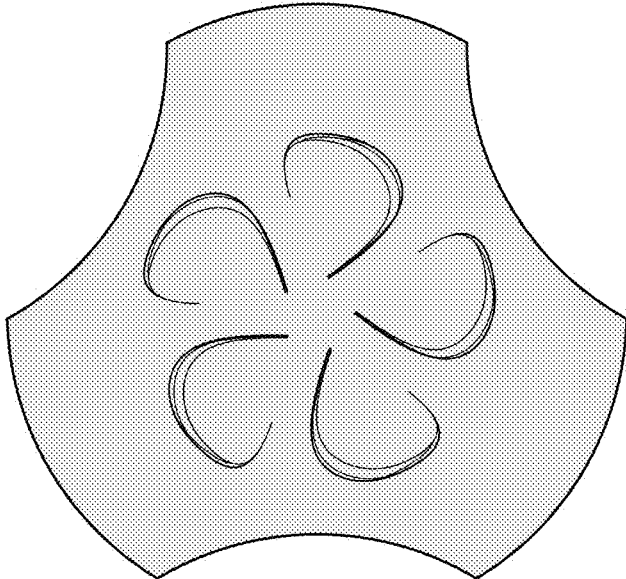


Fig. 2

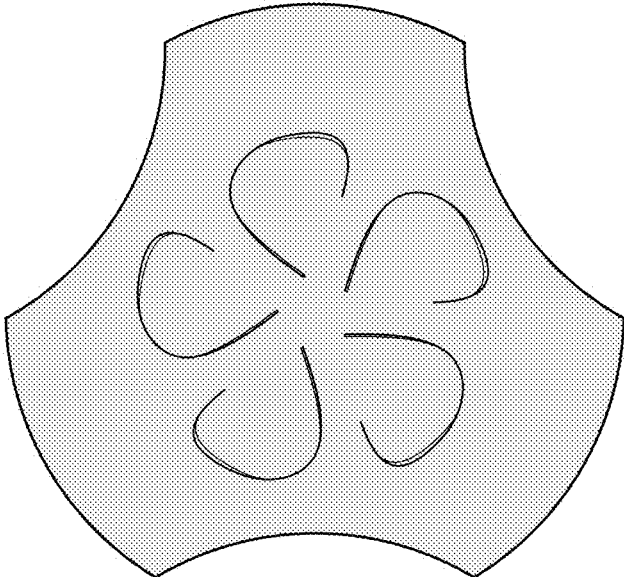


Fig. 3



Fig. 4

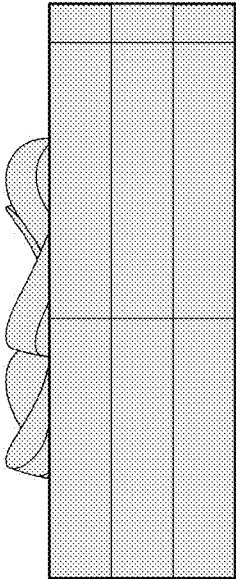


Fig. 5

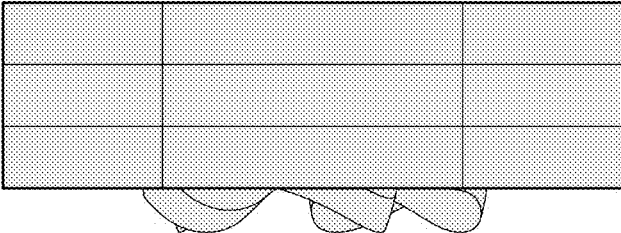


Fig. 6

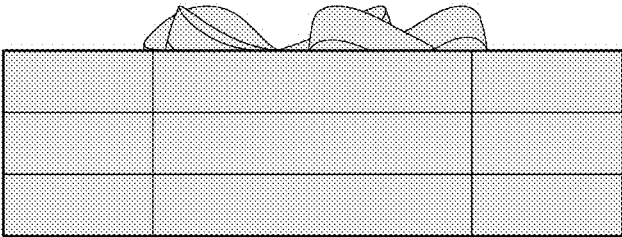


Fig. 7

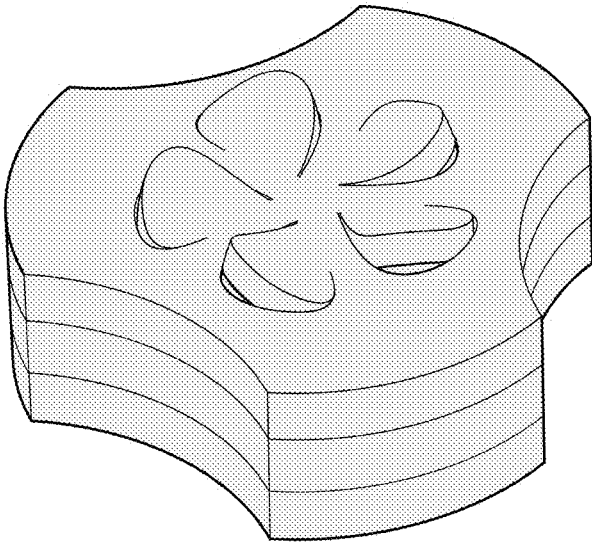


Fig. 8

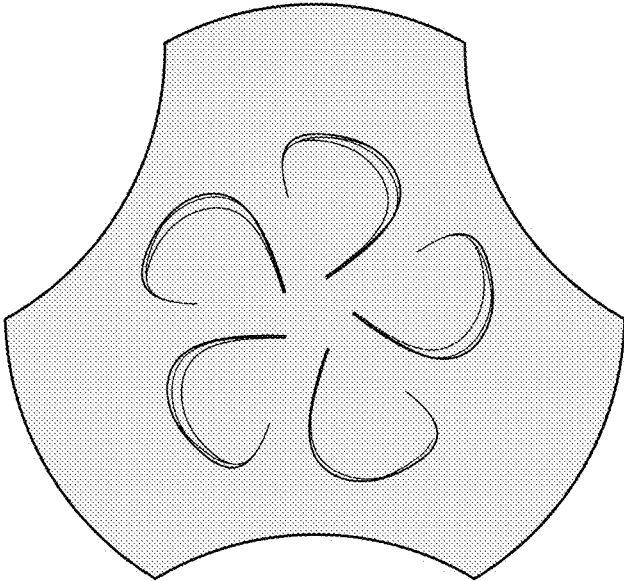


Fig. 9

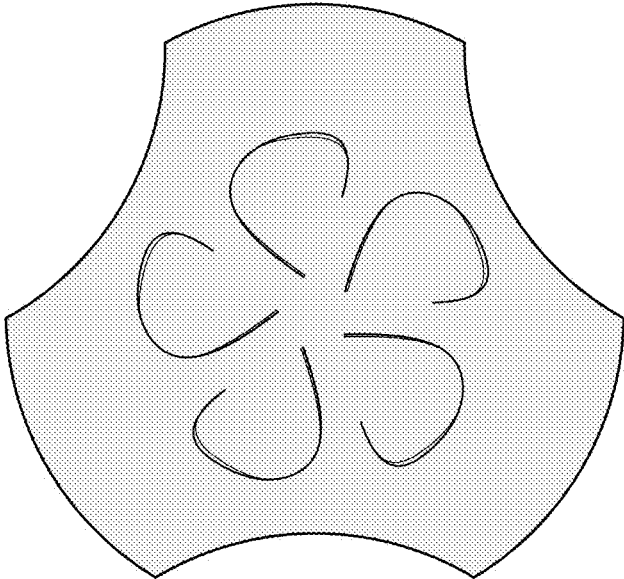


Fig. 10



Fig. 11

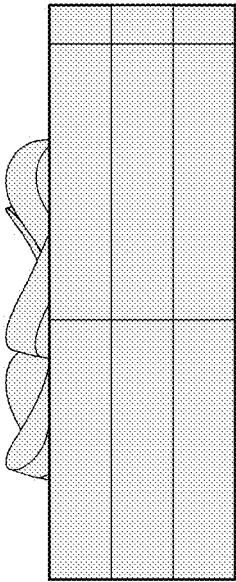


Fig. 12

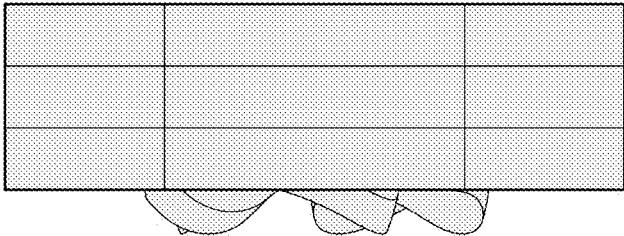


Fig. 13

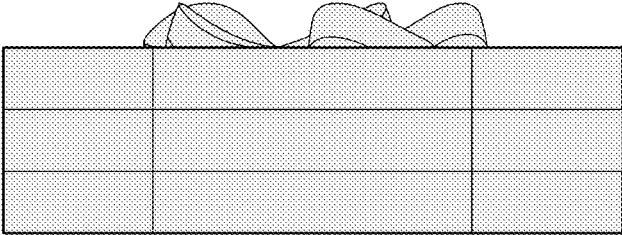


Fig. 14

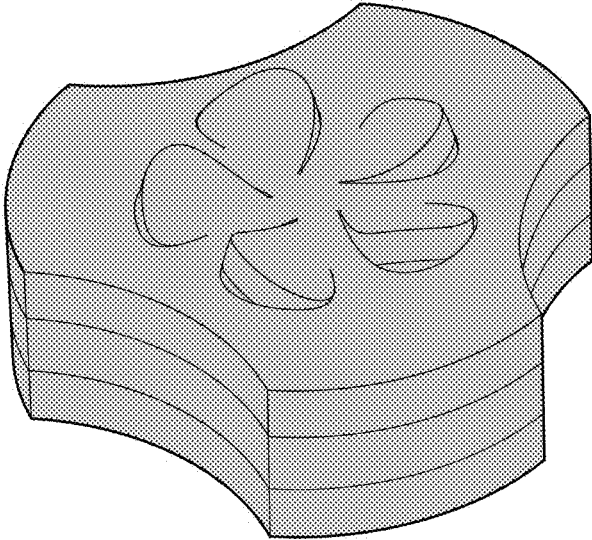


Fig. 15

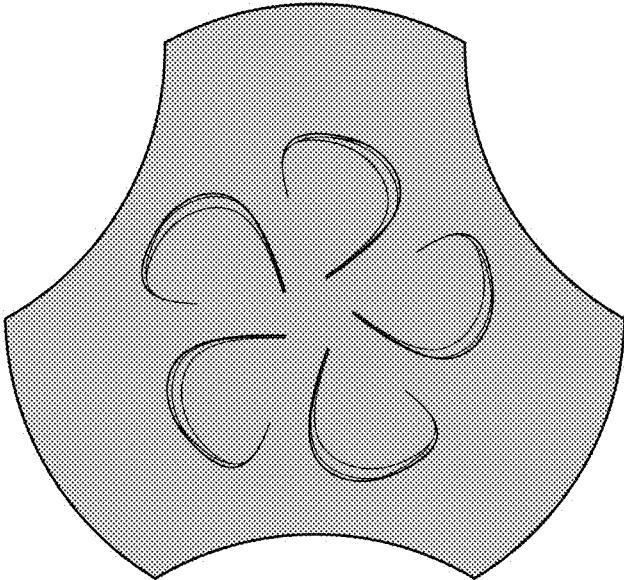


Fig. 16

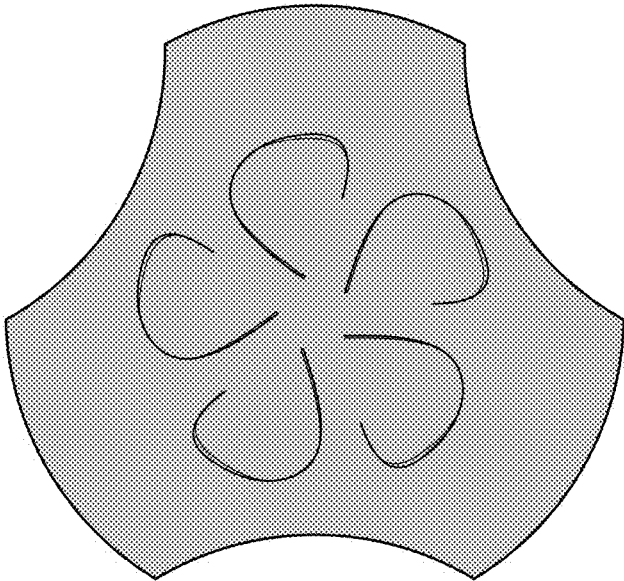


Fig. 17

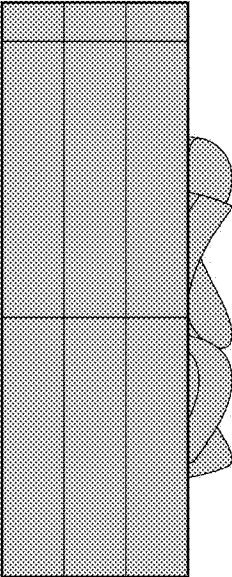


Fig. 18

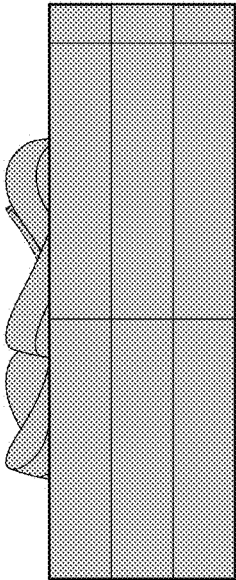


Fig. 19

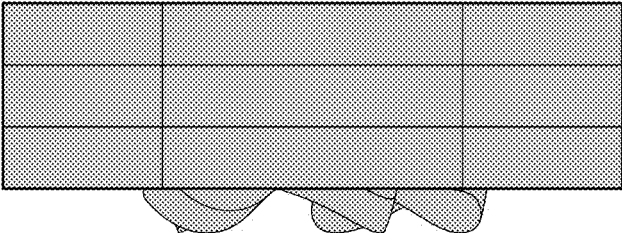


Fig. 20

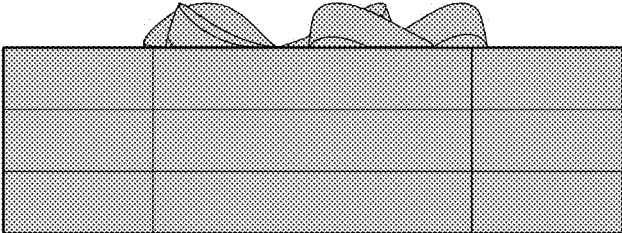


Fig. 21

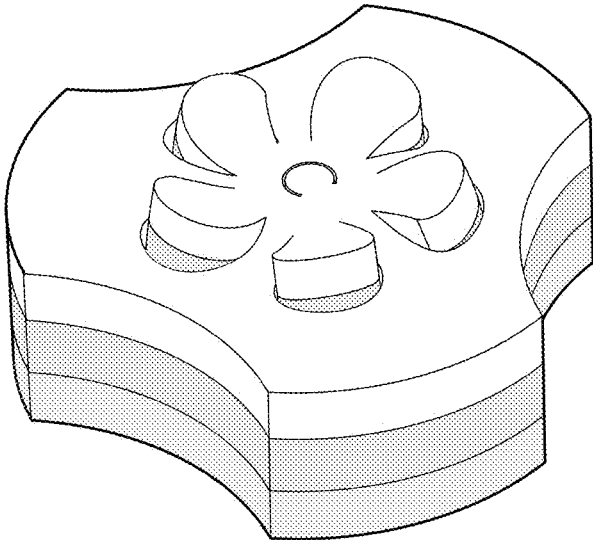


Fig. 22




Fig. 23




Fig. 24

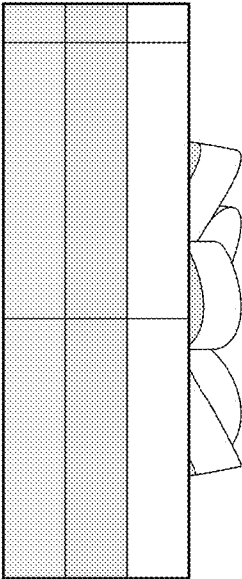


Fig. 25

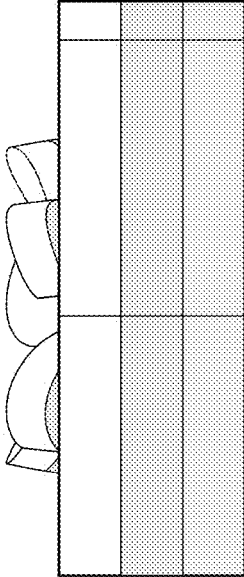


Fig. 26

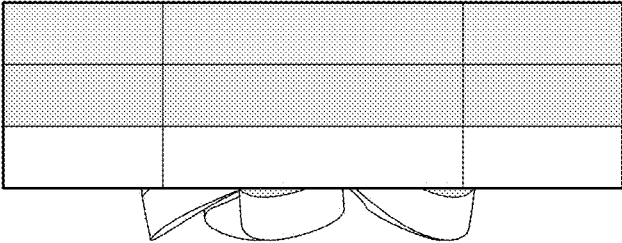


Fig. 27

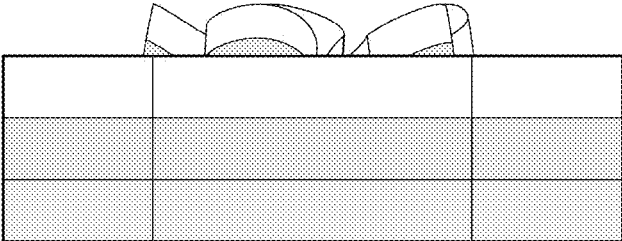


Fig. 28

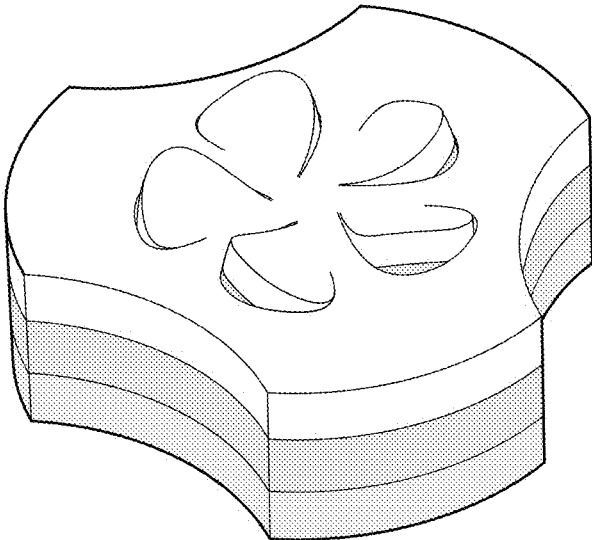


Fig. 29

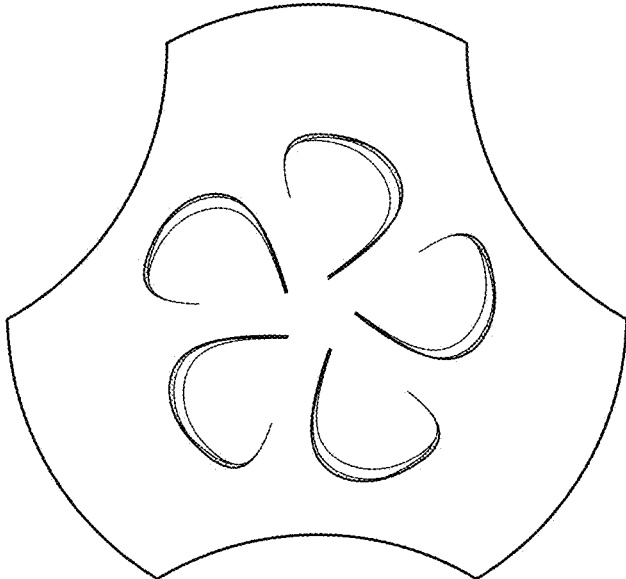


Fig. 30

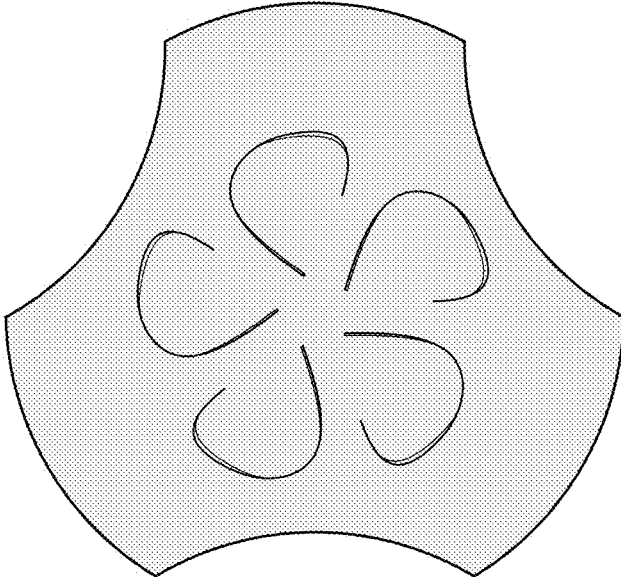


Fig. 31

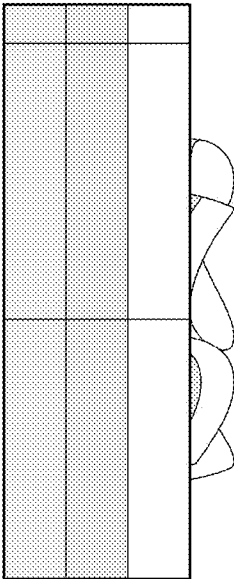


Fig. 32

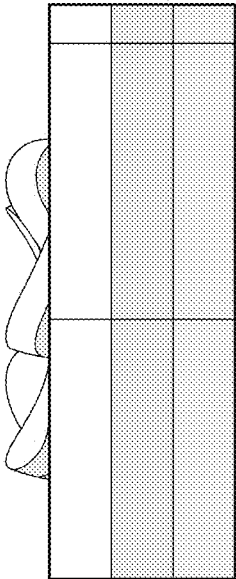


Fig. 33

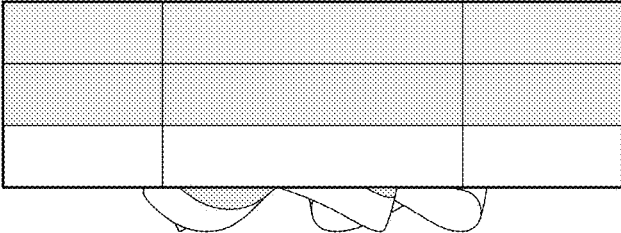


Fig. 34

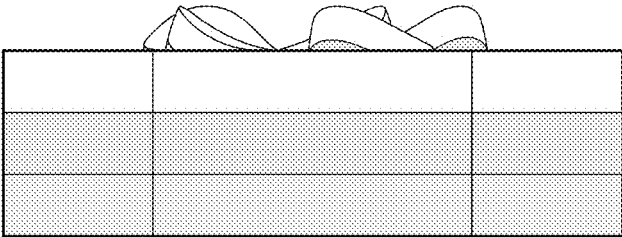


Fig. 35

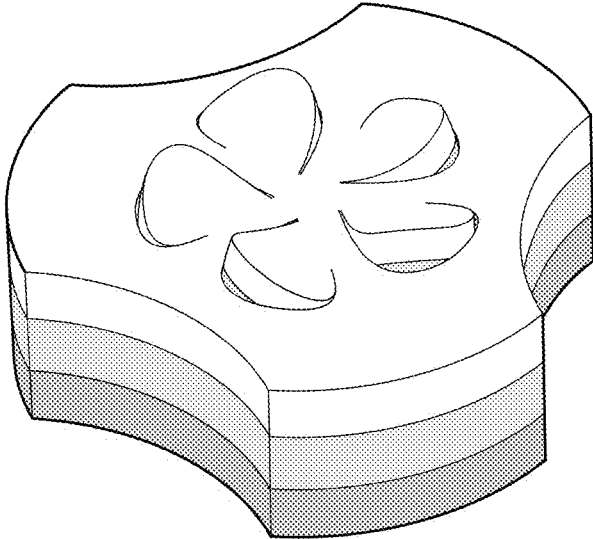


Fig. 36

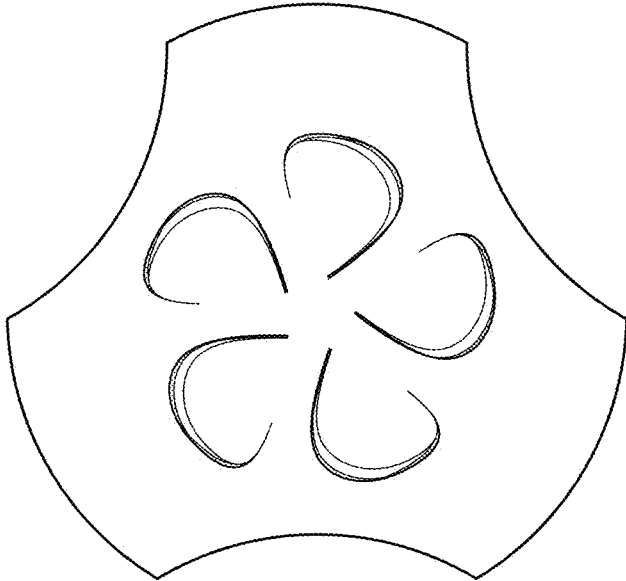


Fig. 37

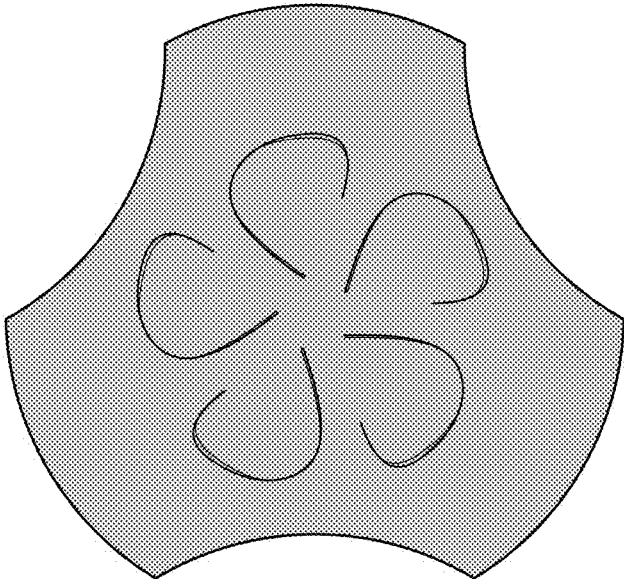


Fig. 38

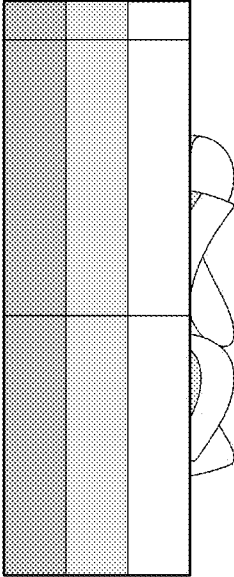


Fig. 39

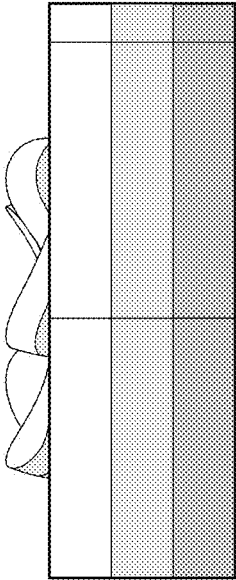


Fig. 40

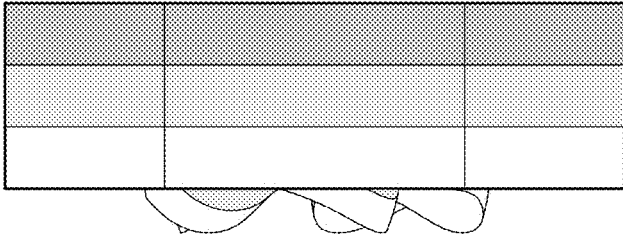


Fig. 41

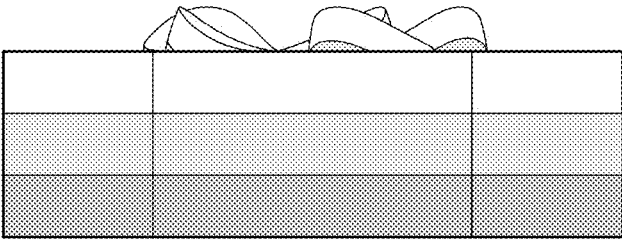


Fig. 42

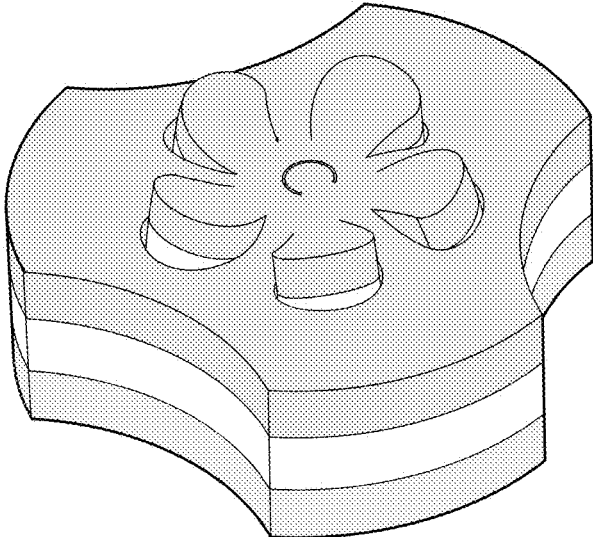


Fig. 43

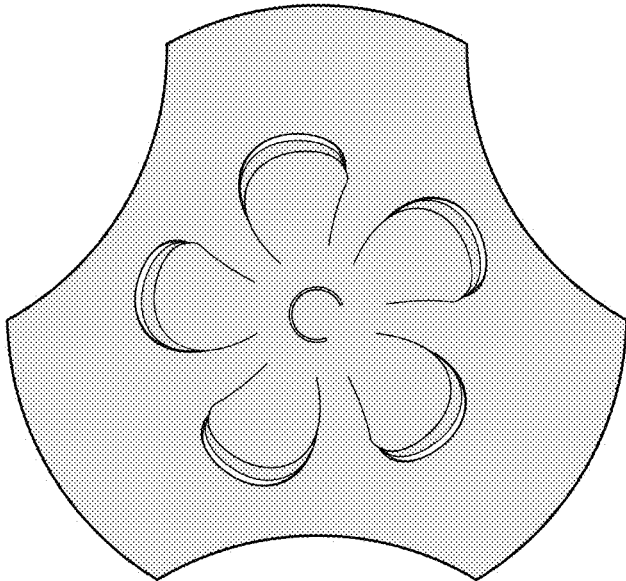


Fig. 44




Fig. 45

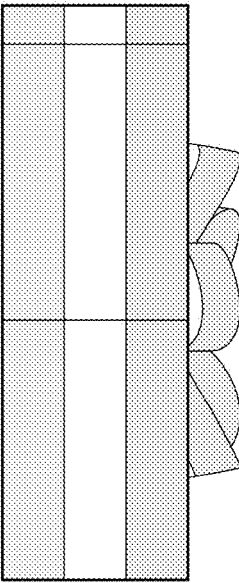


Fig. 46

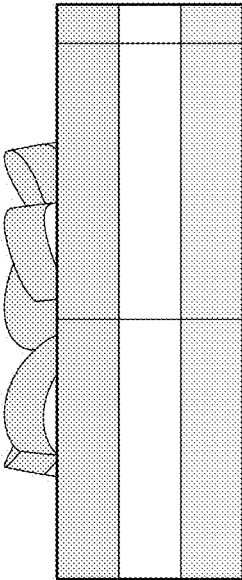


Fig. 47

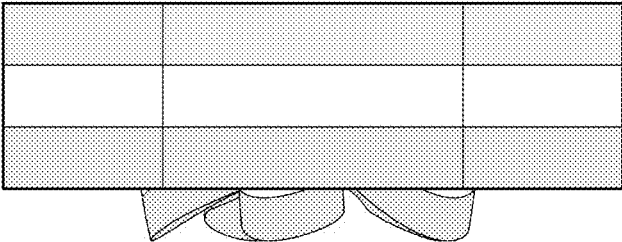


Fig. 48

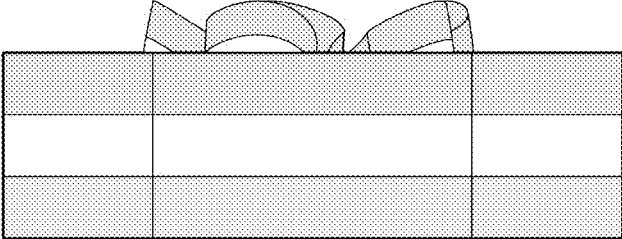


Fig. 49

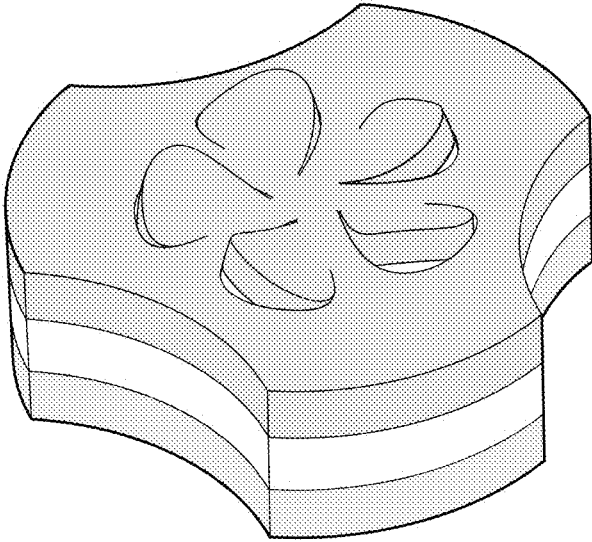


Fig. 50

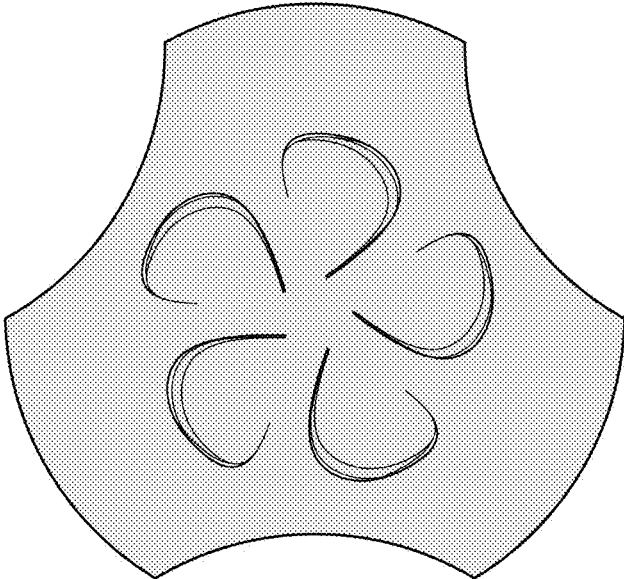


Fig. 51

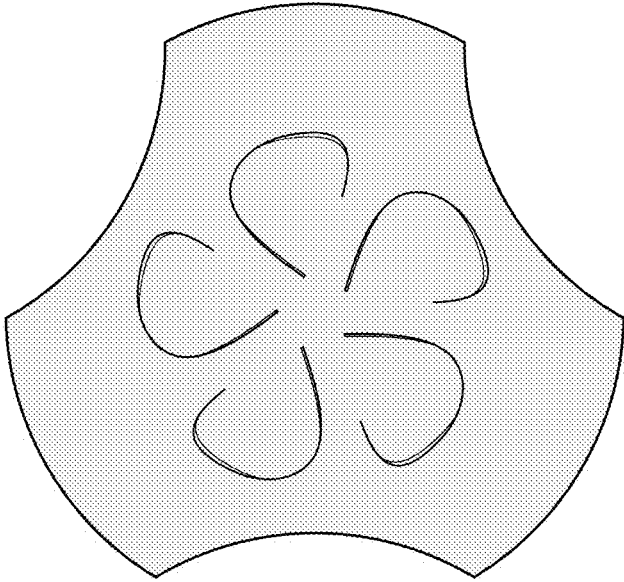


Fig. 52

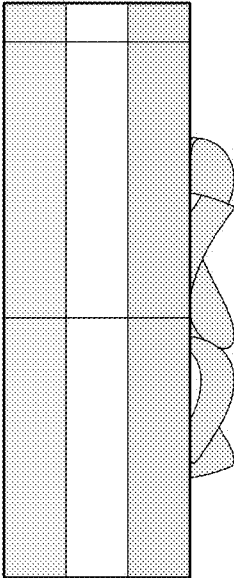


Fig. 53

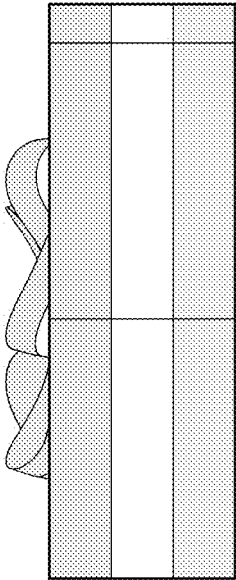


Fig. 54

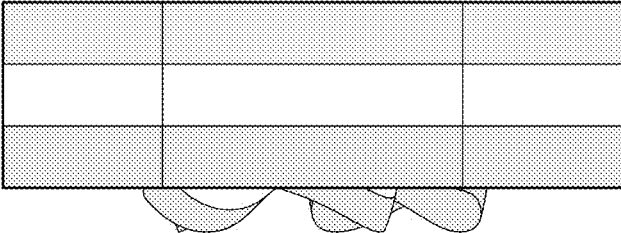


Fig. 55

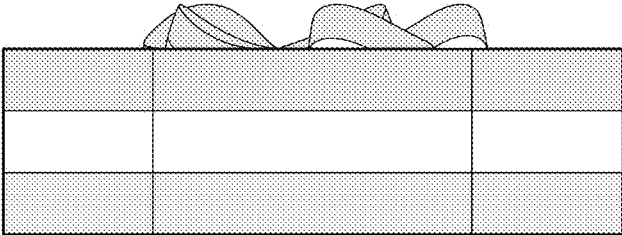


Fig. 56

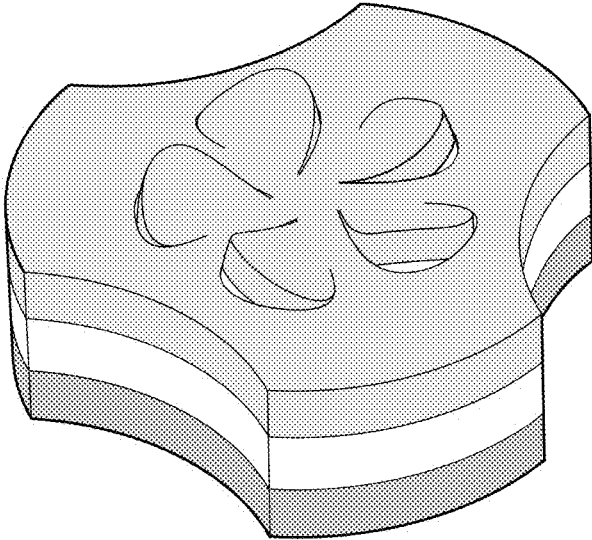


Fig. 57

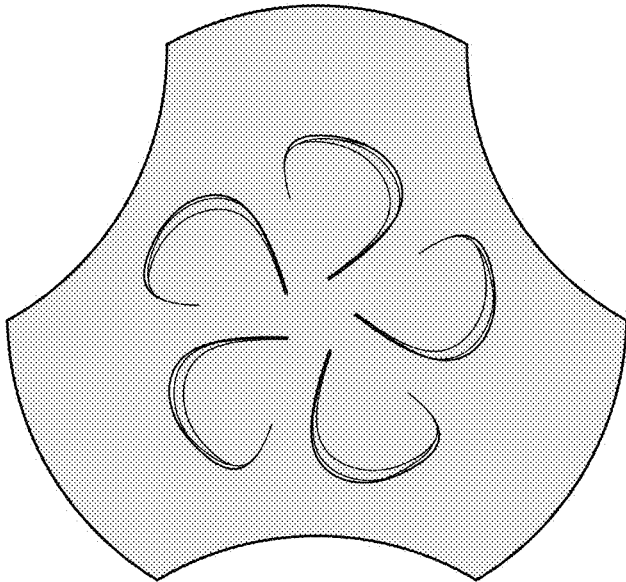


Fig. 58

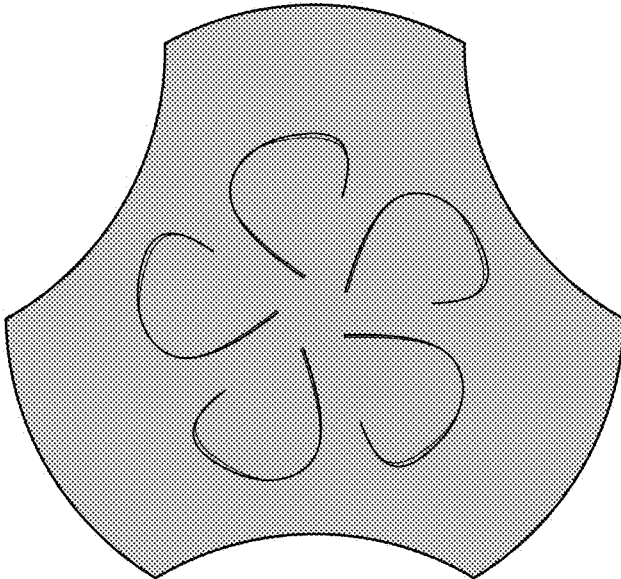


Fig. 59

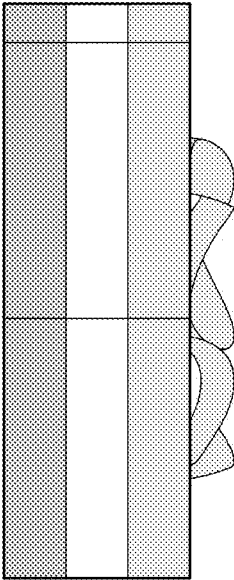


Fig. 60

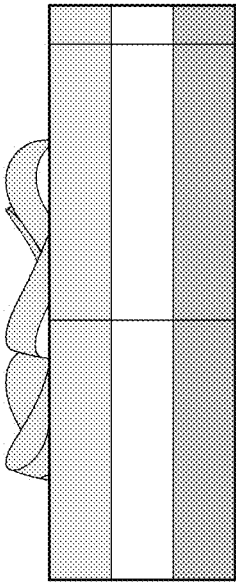


Fig. 61

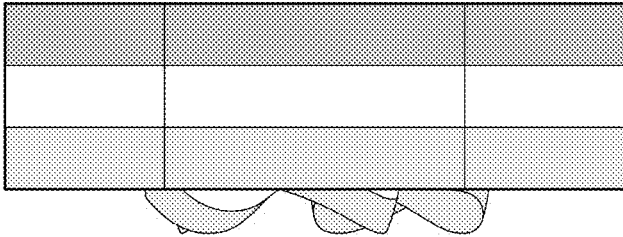


Fig. 62

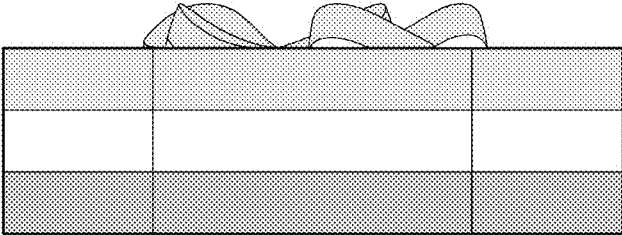


Fig. 63