



US00D444627S

(12) **United States Design Patent**
Starck

(10) **Patent No.:** **US D444,627 S**

(45) **Date of Patent:** **** Jul. 10, 2001**

(54) **DUFFEL**

(75) **Inventor:** **Philippe Starck, Paris (FR)**

(73) **Assignee:** **Samsonite Corporation, Denver, CO (US); a part interest**

(**) **Term:** **14 Years**

(21) **Appl. No.:** **29/123,883**

(22) **Filed:** **May 25, 2000**

(30) **Foreign Application Priority Data**

Mar. 9, 2000 (FR) 00 1515

(51) **LOC (7) Cl.** **03-01**

(52) **U.S. Cl.** **D3/276; D3/289; D3/287**

(58) **Field of Search** **D3/273, 276, 283, D3/285, 286, 287, 289, 290, 303; 190/100, 111, 112, 113, 114, 115**

(56) **References Cited**

U.S. PATENT DOCUMENTS

- D. 254,819 * 4/1980 Harrison D3/286
- D. 258,471 * 3/1981 Workman D3/286
- D. 282,602 * 2/1986 Allen D3/287
- D. 283,465 * 4/1986 Allen D3/287

- D. 297,386 * 8/1988 Martin D3/287
- D. 322,718 * 12/1991 King D3/283
- D. 346,694 * 5/1994 Cyr et al. D3/287
- D. 361,662 * 8/1995 King et al. D3/279
- D. 399,056 * 10/1998 Tawil D3/283
- D. 403,159 * 12/1998 Bellechili D3/303
- D. 423,215 * 4/2000 Furlanetto D3/303
- D. 434,900 * 12/2000 Spence, Jr. et al. D3/276

* cited by examiner

Primary Examiner—Philip S. Hyder

(74) *Attorney, Agent, or Firm*—Gregory W. O'Connor

(57) **CLAIM**

The ornamental design for a duffel, as shown and described.

DESCRIPTION

FIG. 1 is a perspective view of the duffel embodying my new design.

FIG. 2 is a front view of the duffel shown in FIG. 1.

FIG. 3 is a rear view thereof.

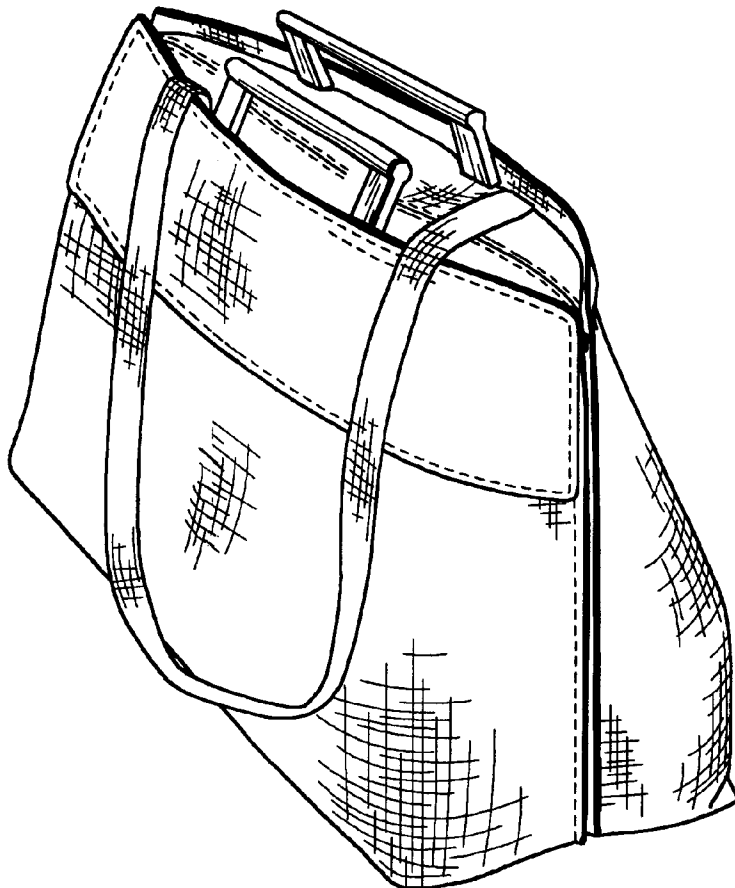
FIG. 4 is a right side view thereof.

FIG. 5 is a left side view thereof.

FIG. 6 is a top view thereof; and,

FIG. 7 is a bottom view thereof.

1 Claim, 3 Drawing Sheets



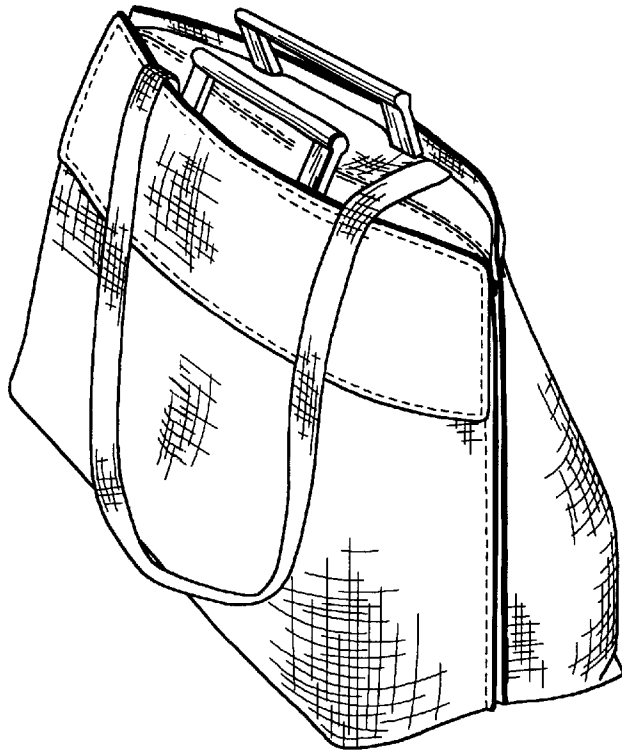


Figure 1

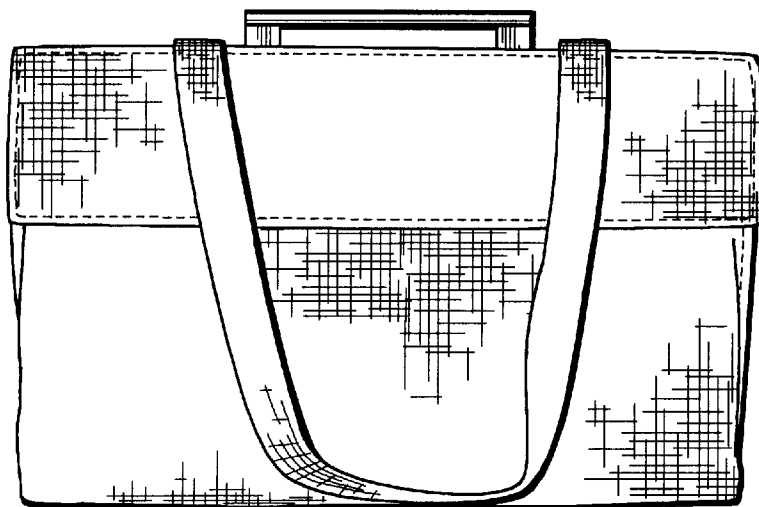


Figure 2

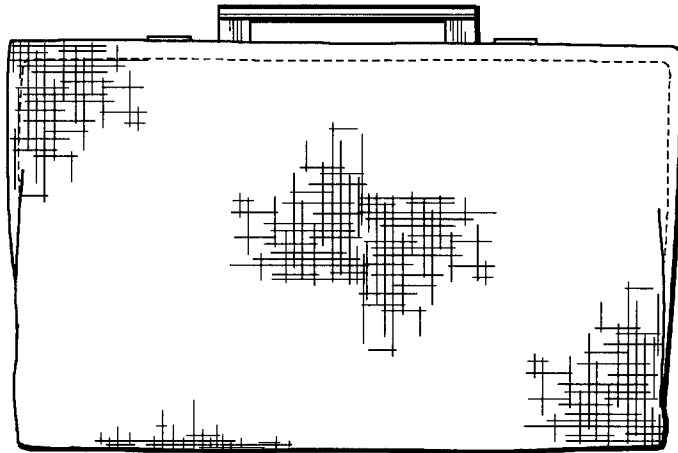


Figure 3

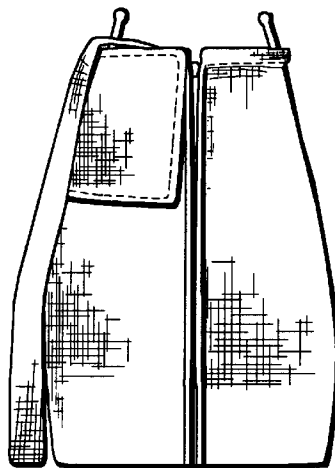


Figure 4

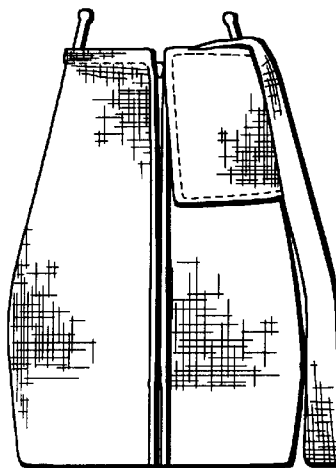


Figure 5

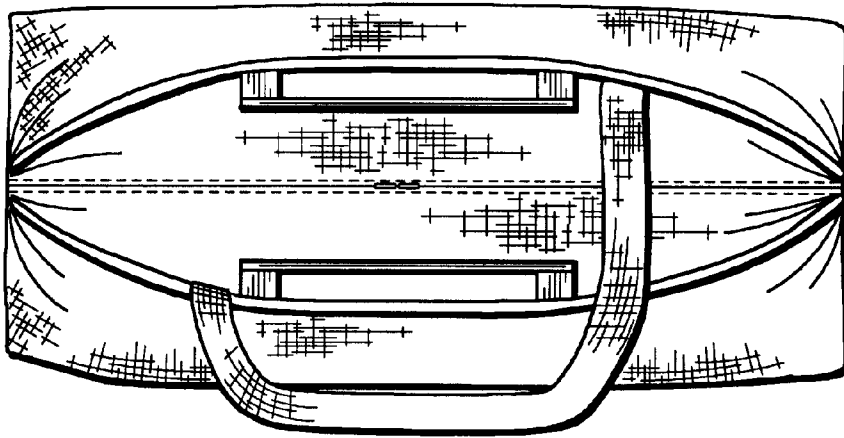


Figure 6

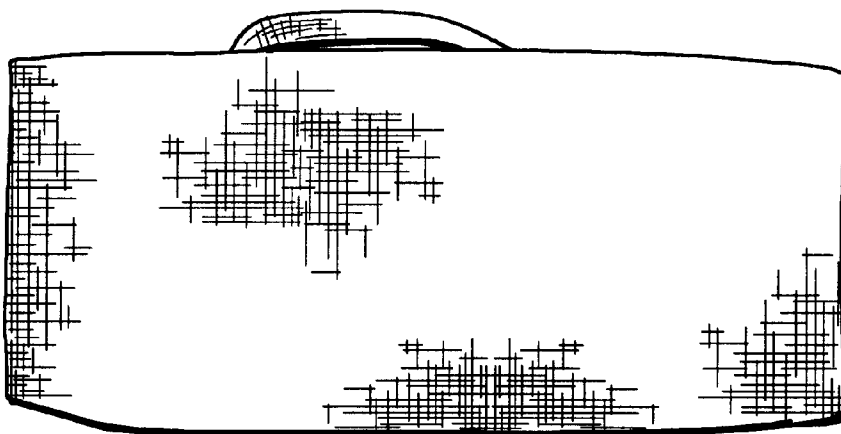


Figure 7