



US00D467388S

(12) **United States Design Patent** (10) **Patent No.:** **US D467,388 S**  
**Prochaska et al.** (45) **Date of Patent:** **\*\* Dec. 17, 2002**

- (54) **RAZOR HANDLE**
- (75) Inventors: **Frank H. Prochaska**, Waynesboro, VA (US); **Jeffrey W. Wonderley**, Fort Defiance, VA (US)
- (73) Assignee: **American Safety Razor Company**, Verona, VA (US)
- (\*\*) Term: **14 Years**
- (21) Appl. No.: **29/150,487**
- (22) Filed: **Nov. 26, 2001**
- (51) **LOC (7) Cl.** ..... **28-03**
- (52) **U.S. Cl.** ..... **D28/48**
- (58) **Field of Search** ..... D28/44-48; 30/32, 30/34.05, 41, 47-51, 526-527, 530-533

- (56) **References Cited**
- U.S. PATENT DOCUMENTS**
- 4,308,663 A \* 1/1982 Ciaffone ..... 30/531
- 4,599,793 A \* 7/1986 Iten ..... 30/47
- D397,830 S \* 9/1998 Gray ..... D28/48
- D403,113 S \* 12/1998 Kohring et al. .... D28/48

6,122,826 A \* 9/2000 Coffin et al. .... 30/57  
 D441,910 S \* 5/2001 Prochaska ..... D28/48

\* cited by examiner

*Primary Examiner*—Mitchell Siegel  
*Assistant Examiner*—C. Tuttle

(74) *Attorney, Agent, or Firm*—McDermott, Will & Emery

(57) **CLAIM**

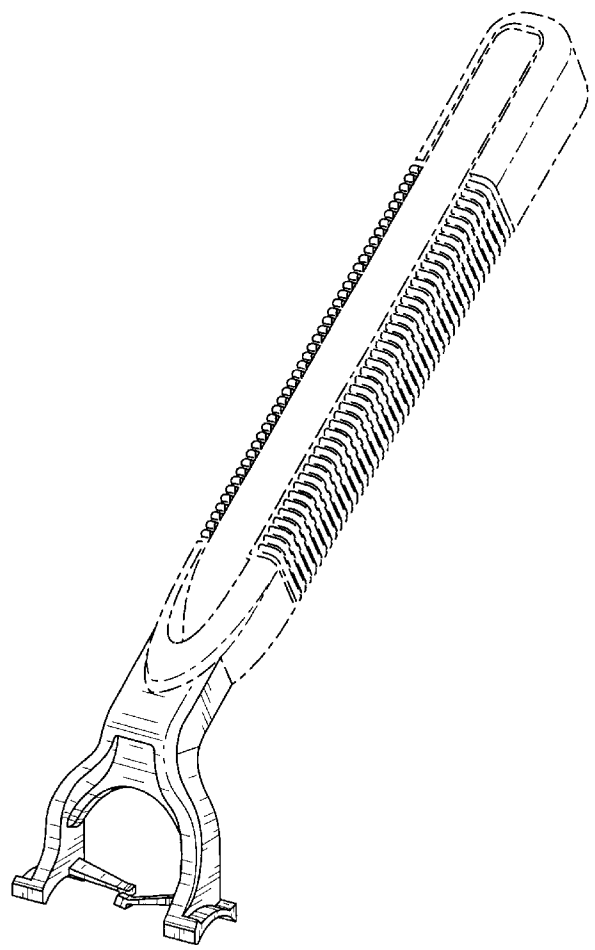
An ornamental design for a razor handle, as shown and described in the drawings.

**DESCRIPTION**

FIG. 1 is a front perspective view of the razor handle showing the new design;  
 FIG. 2 is a side view of the razor handle;  
 FIG. 3 is a top view of the razor handle;  
 FIG. 4 is a bottom view of the razor handle;  
 FIG. 5 is a front view of the razor handle; and,  
 FIG. 6 is a rear view of the razor handle.

The portions of the razor handle shown in broken lines are for illustrative purposes only and forms no part of the claimed design.

**1 Claim, 5 Drawing Sheets**



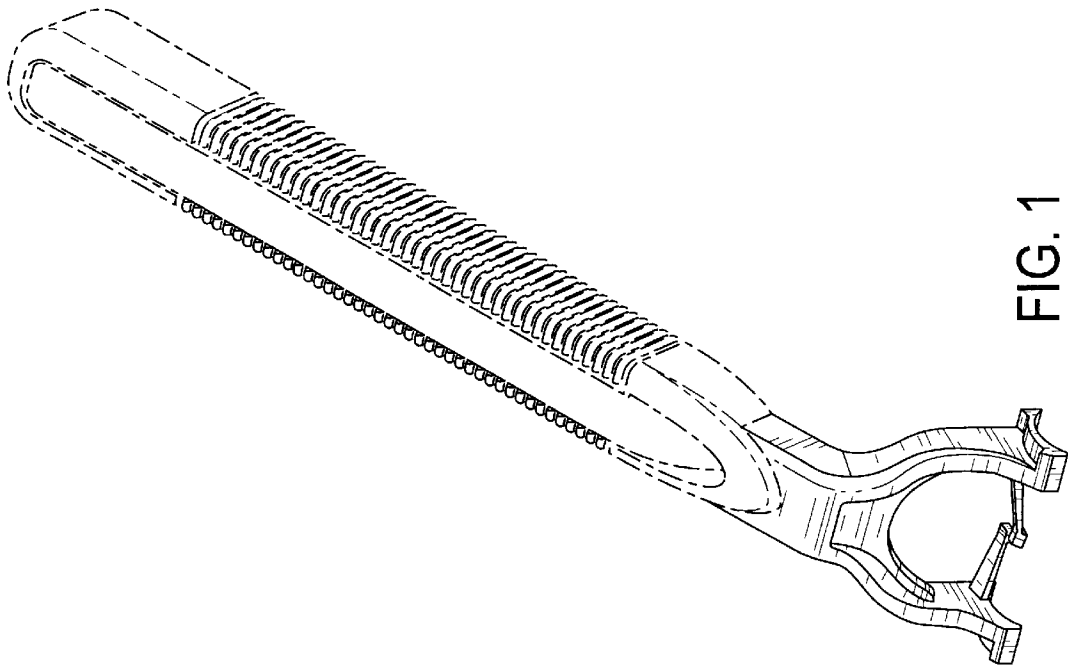


FIG. 1

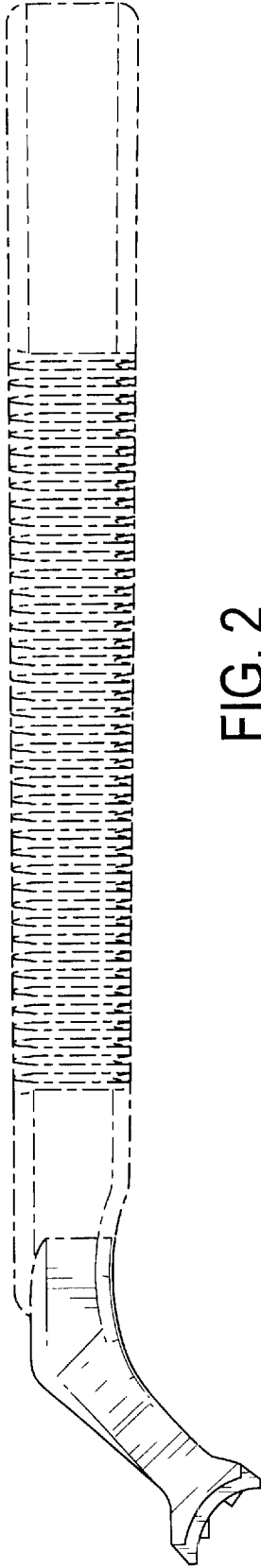


FIG. 2

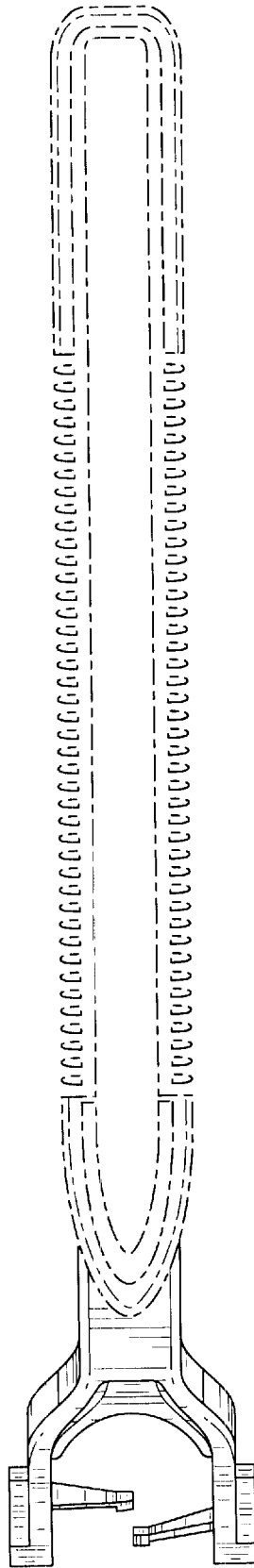


FIG. 3

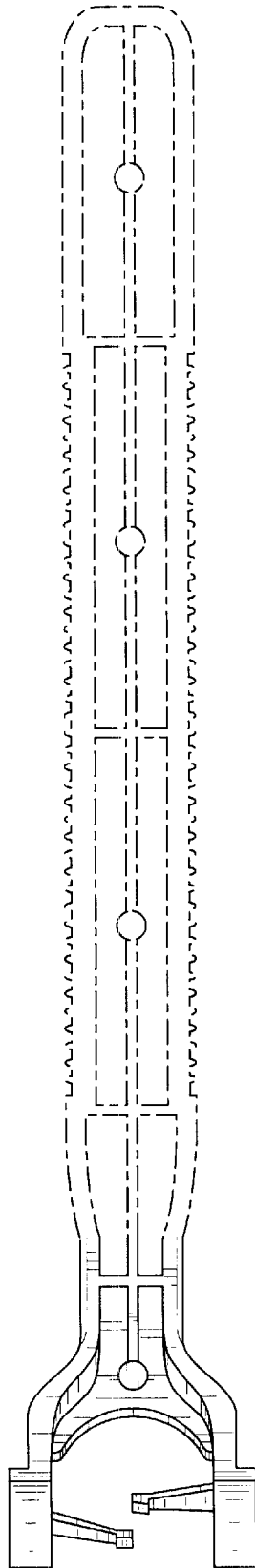


FIG. 4

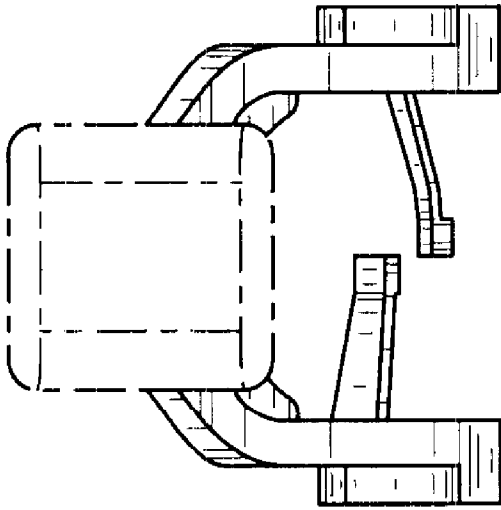


FIG. 5

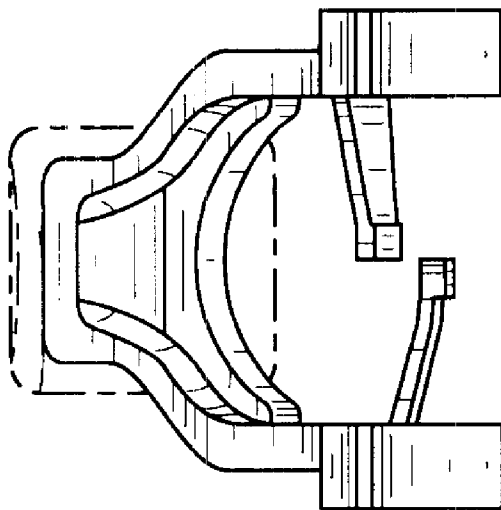


FIG. 6