



US00D487816S

(12) **United States Design Patent** (10) **Patent No.:** **US D487,816 S**
Benghozi (45) **Date of Patent:** **** Mar. 23, 2004**

- (54) **LAMP FITTING**
- (75) Inventor: **Simon-Victor Benghozi**, Outremont (CA)
- (73) Assignee: **Bazz Inc.**, Montréal (CA)
- (**) Term: **14 Years**
- (21) Appl. No.: **29/181,375**
- (22) Filed: **May 12, 2003**
- (51) **LOC (7) Cl.** **26-99**
- (52) **U.S. Cl.** **D26/118; D26/74**
- (58) **Field of Search** **D26/118, 138, D26/74; 362/296, 300, 301, 307, 311, 364, 365, 366, 347, 348, 349, 350**

- (56) **References Cited**
- U.S. PATENT DOCUMENTS**
- D350,213 S * 8/1994 Druffel et al. D26/74
- 6,375,338 B1 * 4/2002 Cummings et al. 362/365

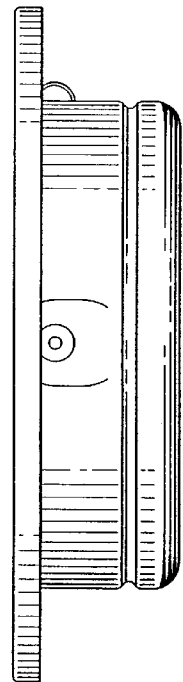
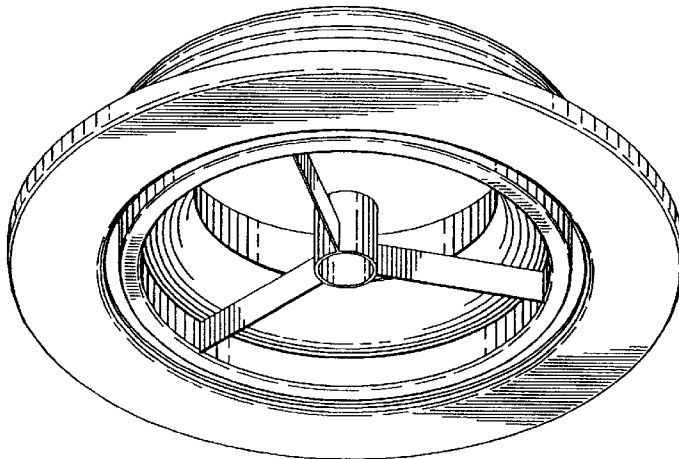
6,379,025 B1 * 4/2002 Mateescu et al. 362/364
 * cited by examiner
Primary Examiner—Jennifer Rivard
 (74) *Attorney, Agent, or Firm*—Jean H. Dubuc

(57) **CLAIM**
 The ornamental design for a lamp fitting, as shown and described.

DESCRIPTION

FIG. 1 is a perspective view of a lamp fitting showing my new design;
 FIG. 2 is a side view thereof;
 FIG. 3 is a side view opposite the side view shown in FIG. 2;
 FIG. 4 is a front view thereof;
 FIG. 5 is a side view at 90° to the side view shown in FIG. 2; and,
 FIG. 6 is a rear view thereof.

1 Claim, 3 Drawing Sheets



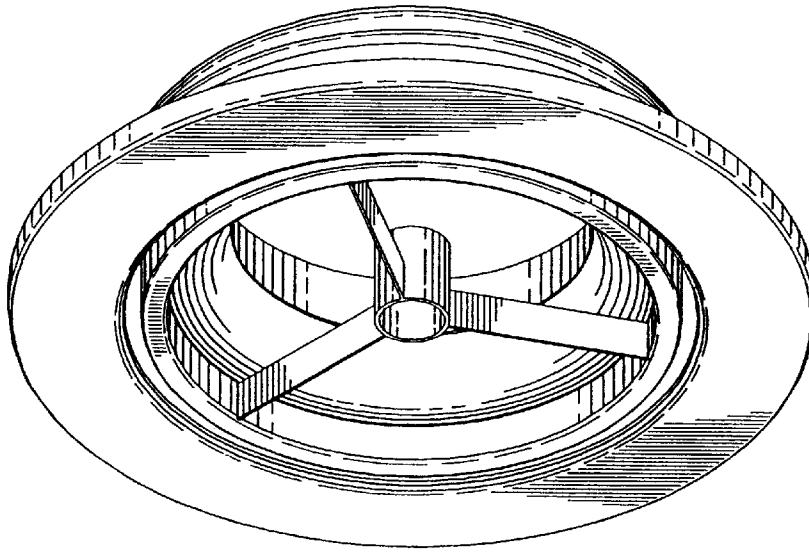


FIG. 1

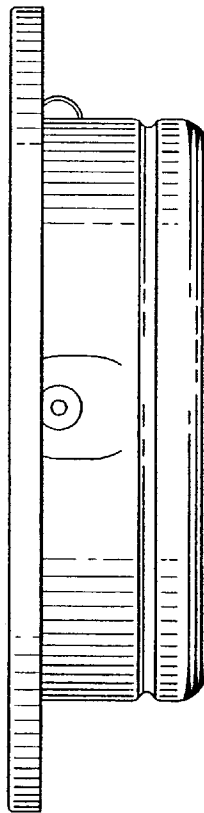


FIG. 2

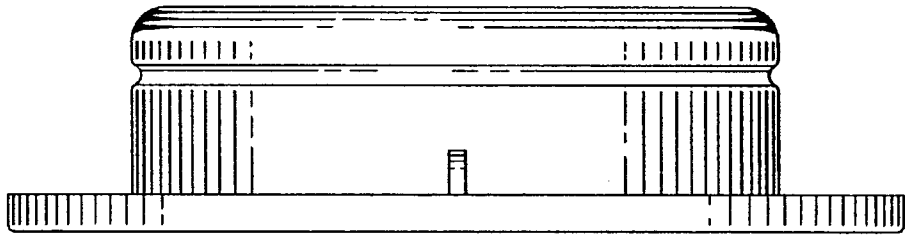


FIG. 3

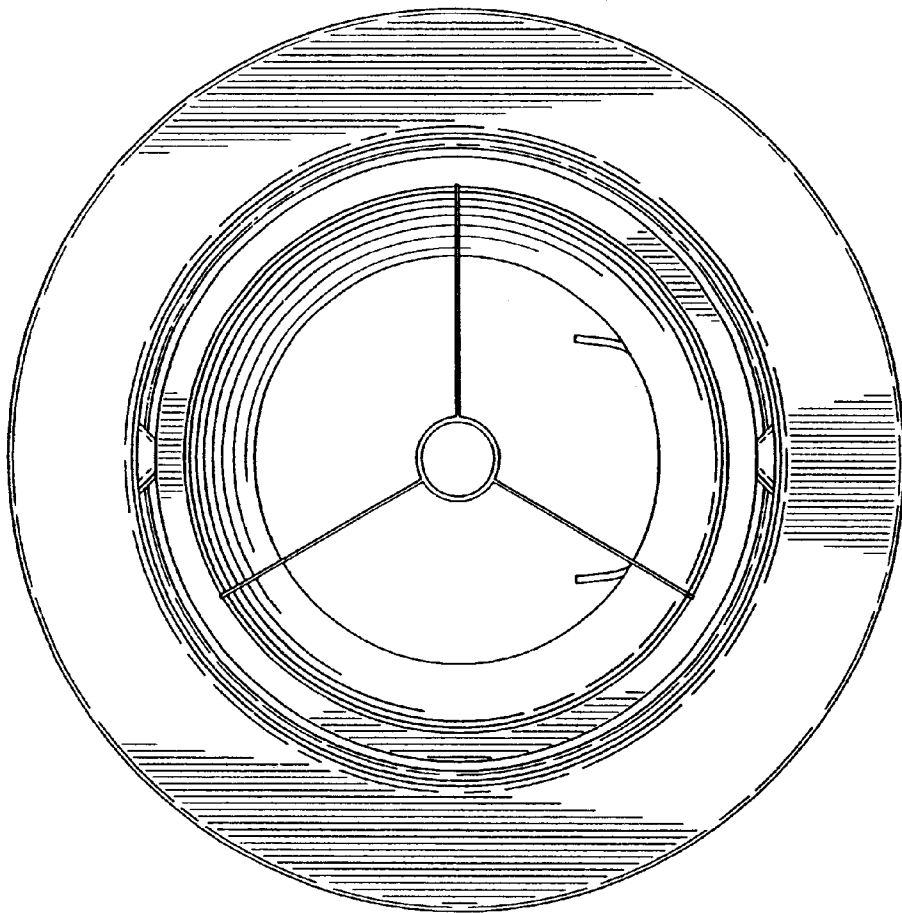


FIG. 4




FIG. 5

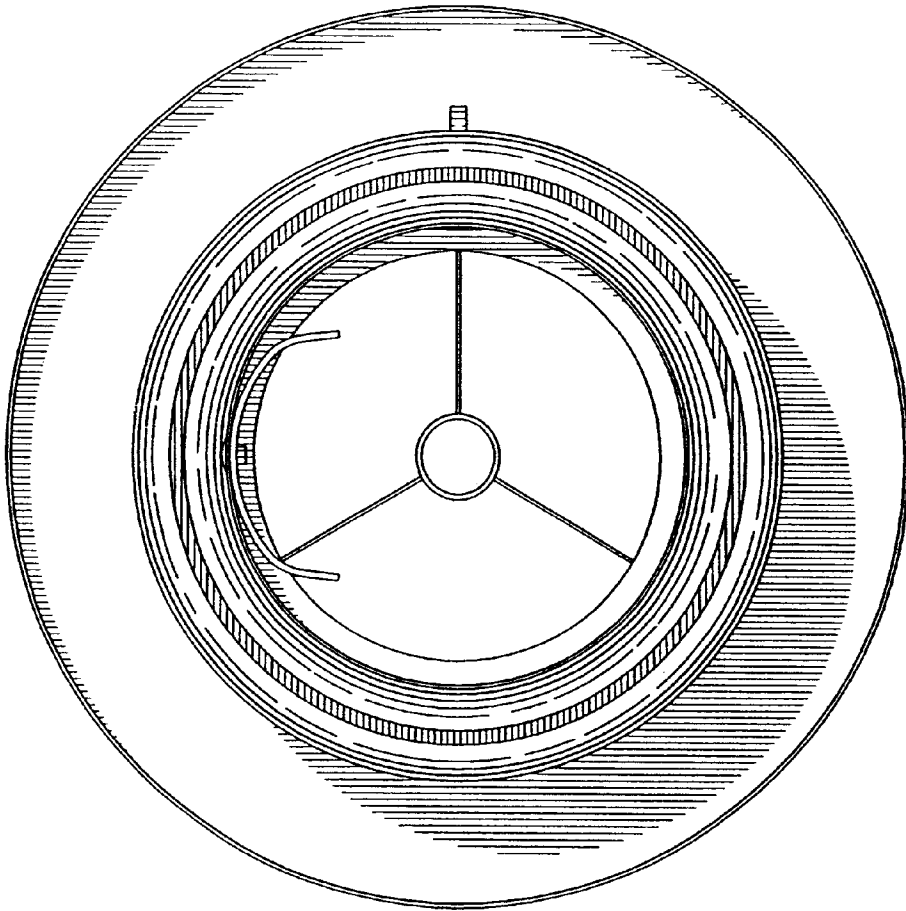


FIG. 6