



(19) **United States**

(12) **Patent Application Publication**  
**Eiden et al.**

(10) **Pub. No.: US 2013/0191157 A1**

(43) **Pub. Date: Jul. 25, 2013**

(54) **UNIFIED HEALTHCARE INTELLIGENCE, ANALYTICS, AND CARE MANAGEMENT**

**Publication Classification**

(71) Applicant: **OptumInsight, Inc.**, Eden Prairie, MN (US)

(51) **Int. Cl.**  
**G06F 19/00** (2006.01)  
**G06Q 50/24** (2006.01)

(72) Inventors: **Glen P. Eiden**, Forest Lake, MN (US);  
**John L. Wilson**, Minneapolis, MN (US);  
**Kristy B. Drollinger**, Bloomington, MN (US);  
**M. Evan Hetu**, Fresno, CA (US);  
**Kristen C. Edsall**, Minneapolis, MN (US);  
**Eric J. Eiden**, Stacy, MN (US);  
**Colleen Thilgen**, Oakland, CA (US);  
**Daniel M. Diman**, Columbus, OH (US)

(52) **U.S. Cl.**  
CPC ..... **G06F 19/322** (2013.01); **G06Q 50/24** (2013.01)  
USPC ..... **705/3**

(73) Assignee: **OptumInsight, Inc.**, Eden Prairie, MN (US)

(57) **ABSTRACT**

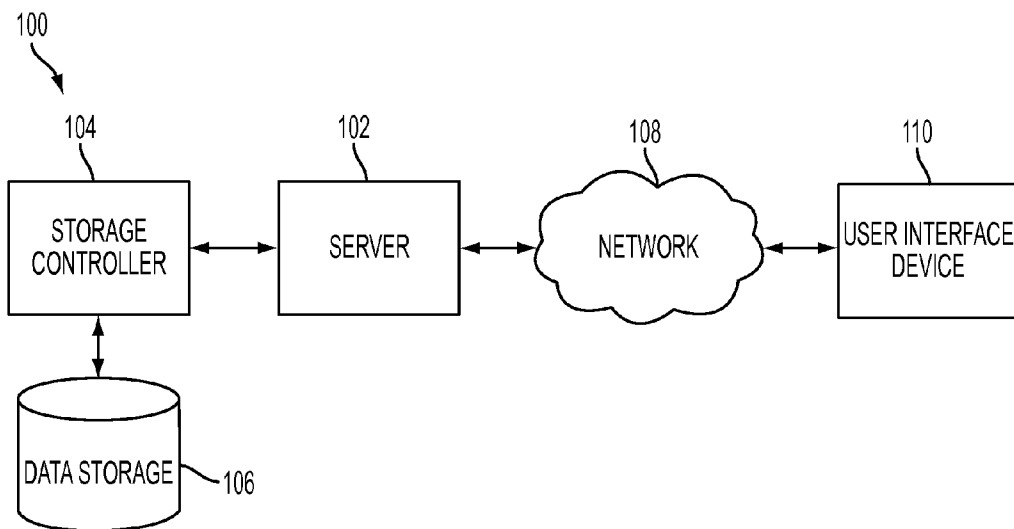
(21) Appl. No.: **13/743,982**

(22) Filed: **Jan. 17, 2013**

**Related U.S. Application Data**

(60) Provisional application No. 61/587,514, filed on Jan. 17, 2012.

Healthcare intelligence and analytics may be improved by combining sets of disparate healthcare records and matching records between patients. The matched records may then be analyzed by identifying relevant individuals and providing information to a user containing the combined sets of healthcare records and the analysis. The information may be customized for the user after identifying the user accessing the interface. Additionally, rules may be applied to the analyzed data to enhance the data when viewed by the user.



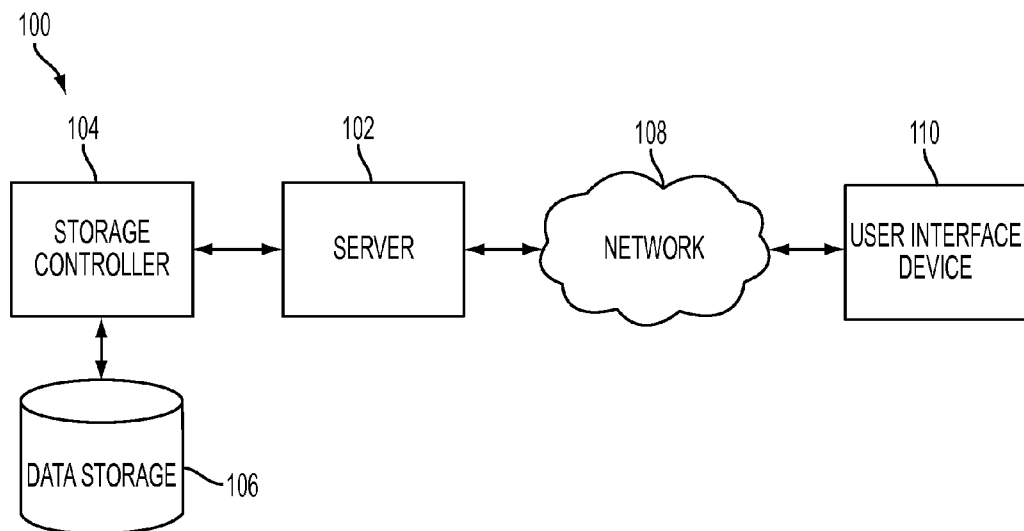


FIG. 1

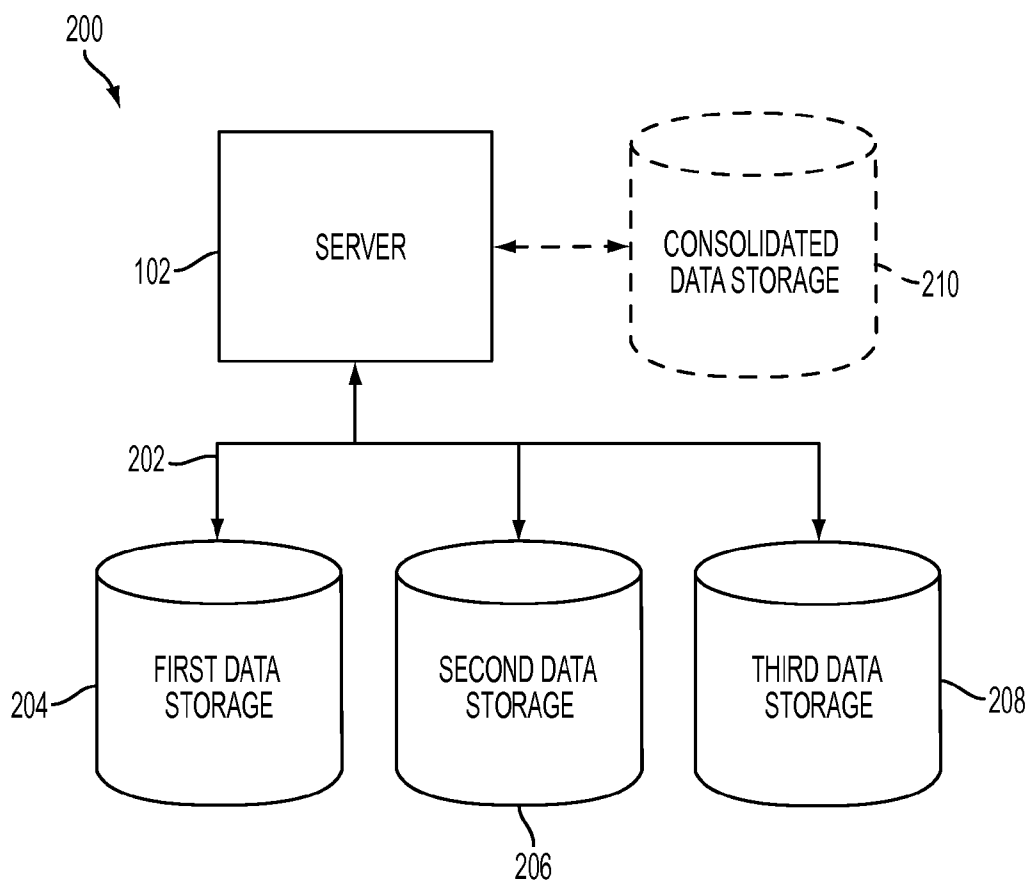


FIG. 2

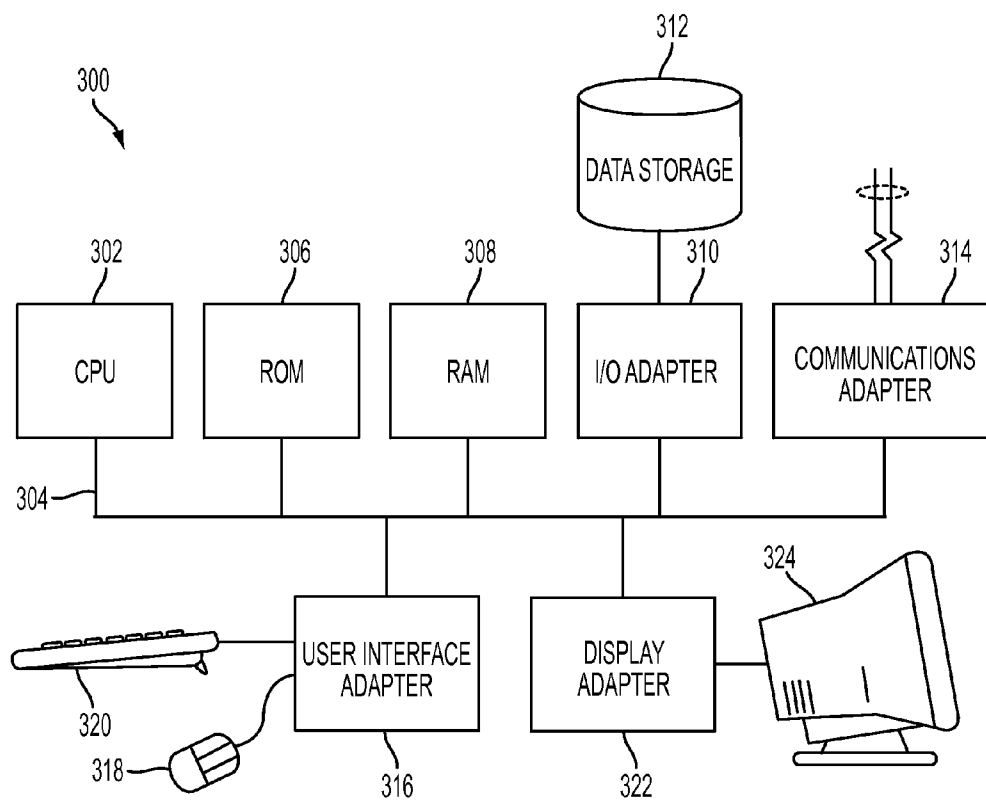


FIG. 3

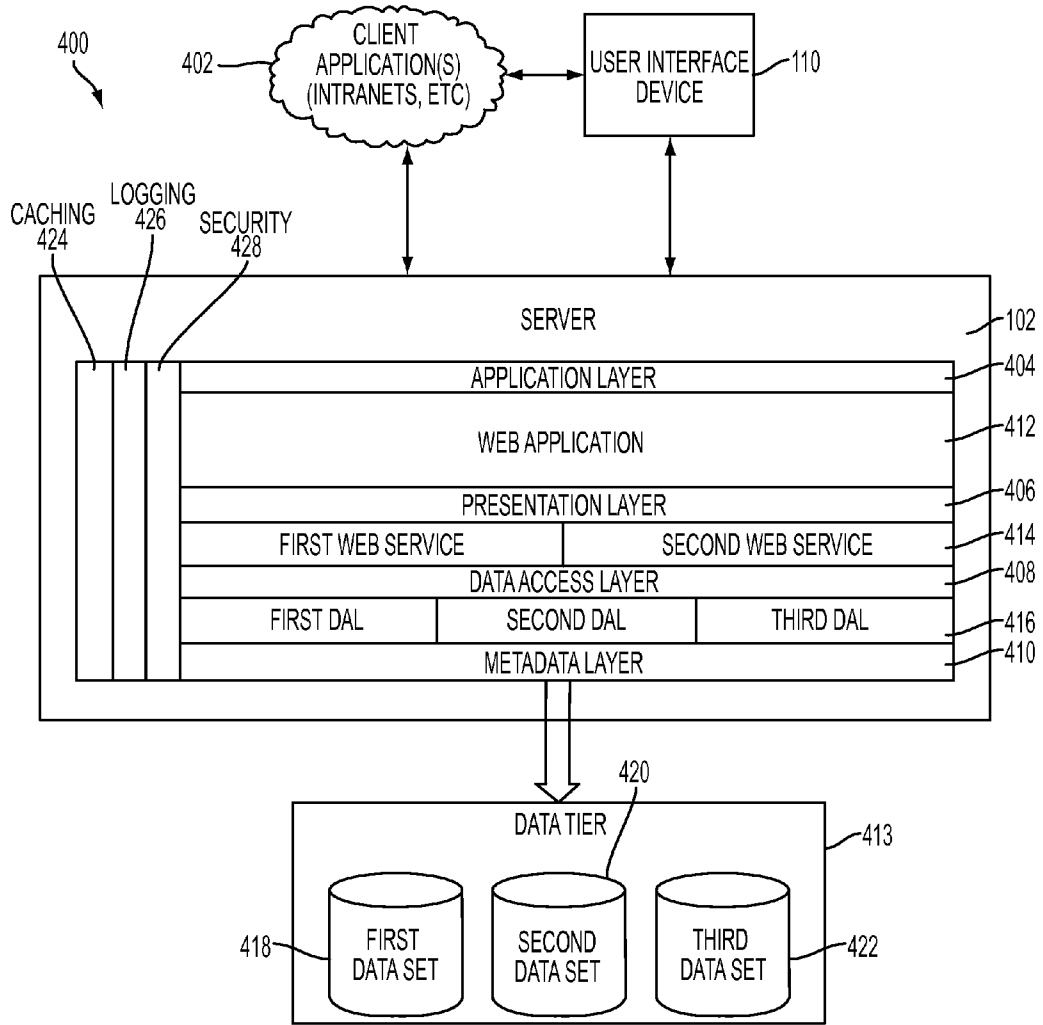


FIG. 4

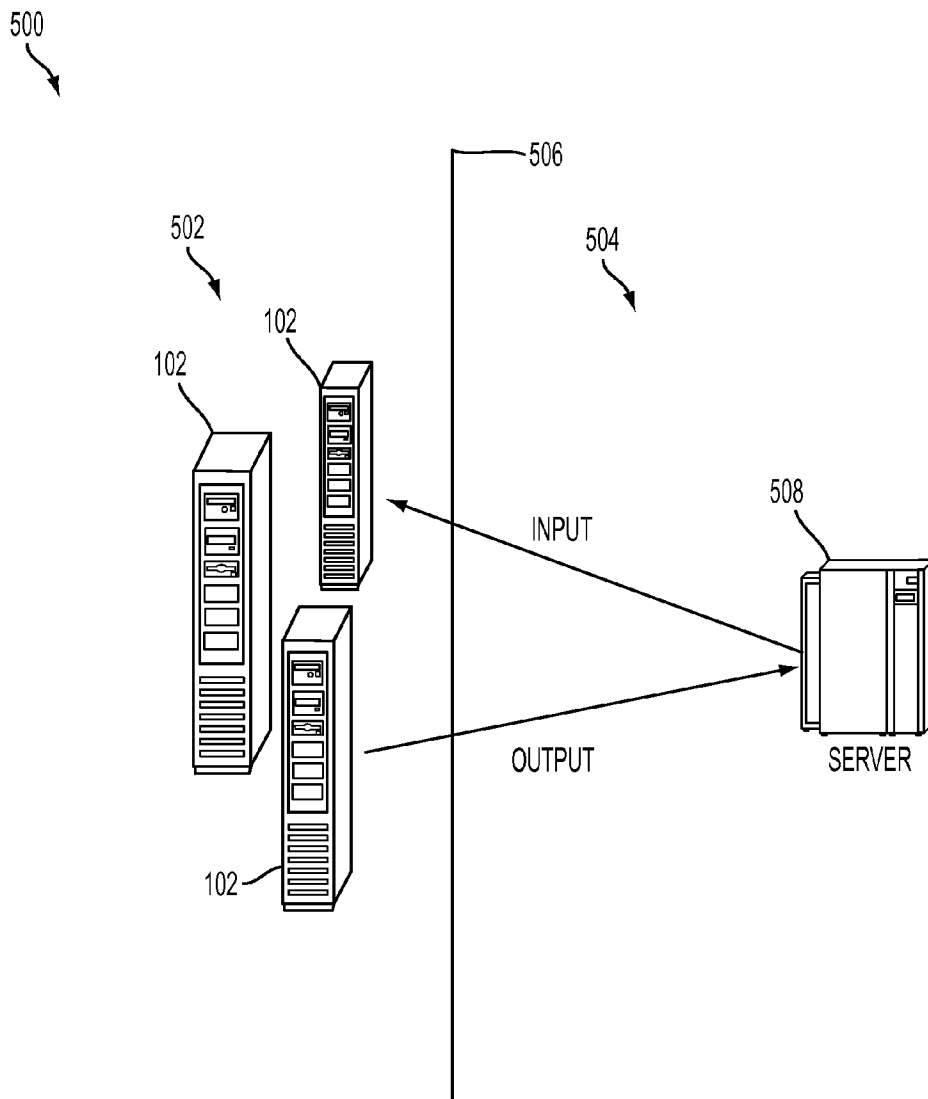


FIG. 5

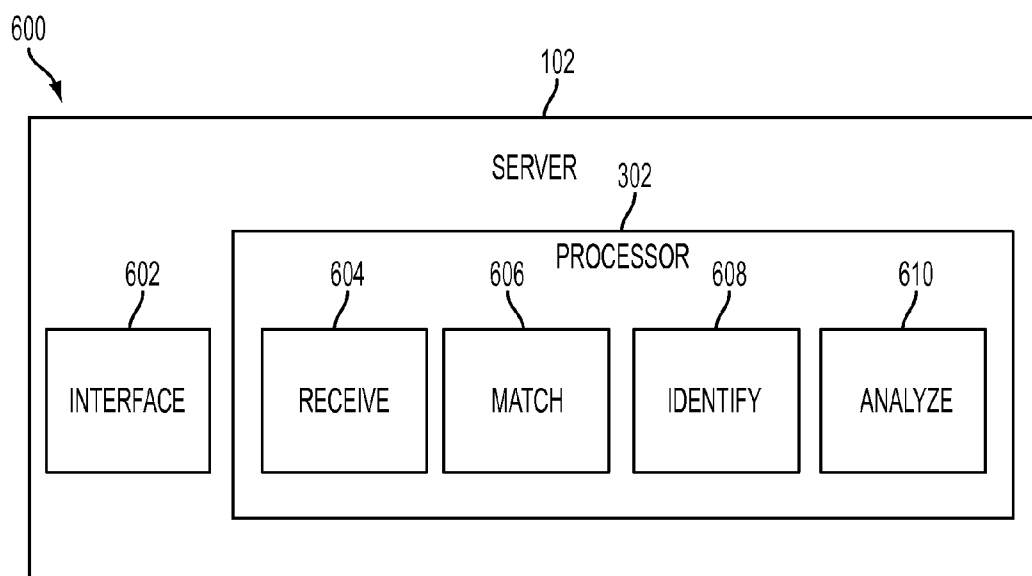


FIG. 6

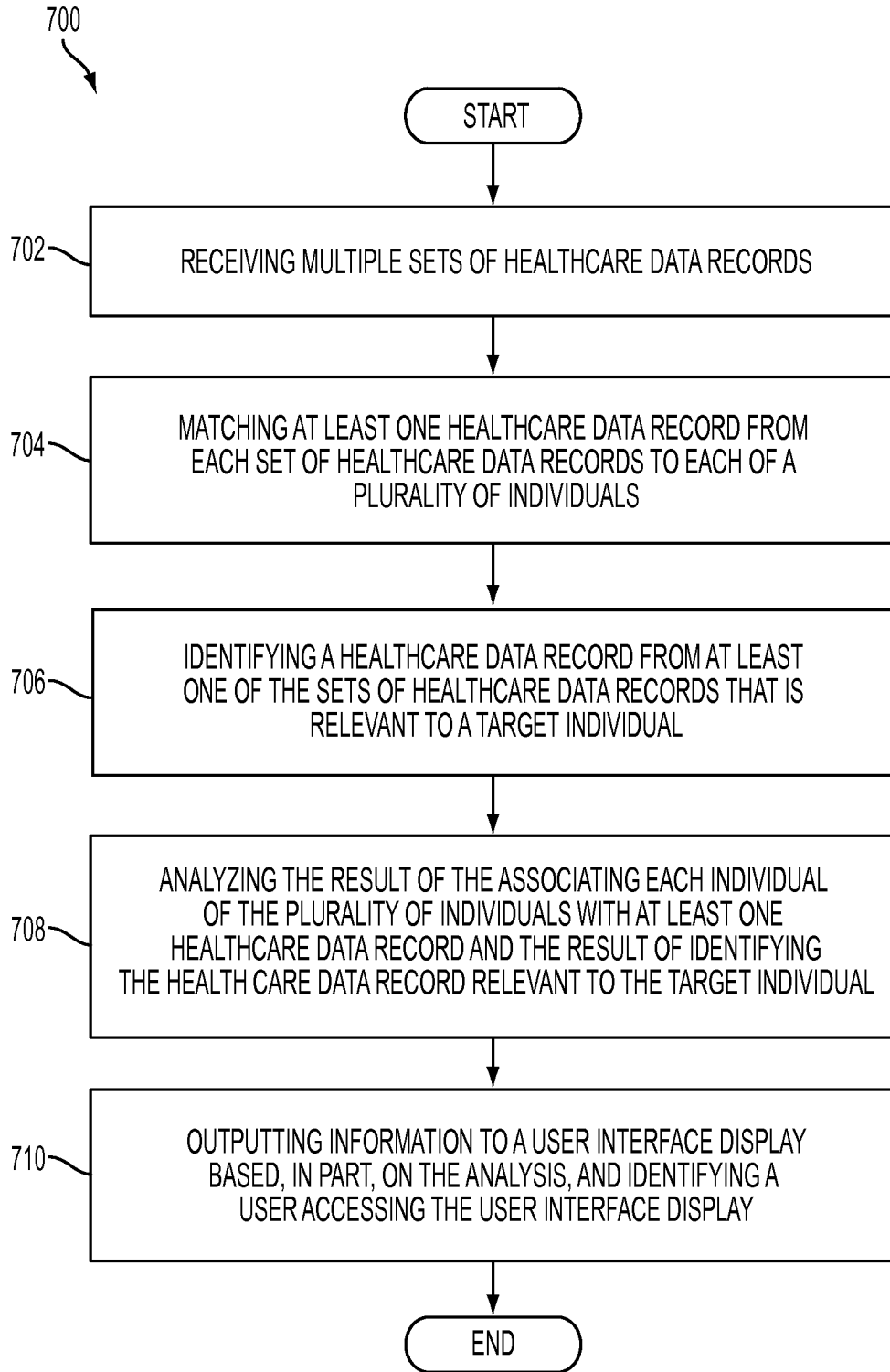
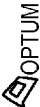


FIG. 7





## Sanchez, Emily

(18031891)

Payer: BCBS

Attributed Provider: Johnson, Thomas MD (Pediatrics)

Last Appointment: 01/12/2012 (ED Visit Follow-up)

Next Appointment: None Scheduled

High Risk

High Impact

---

**Problem List**

Date Added	Description
07/11/2007	Asthma

**View Resolved**

Status: Chronic

**Pre-Visit Planning**

Appointment Date: 02/13/2012

Provider: Johnson, T. MD (Pediatrics)

[View Summary](#)

This is the patient summary: combines clinical, claims, survey data for a more complete patient history (longitudinal view).

Alerted to issues, such as the unfilled prescription below

Family History

Allergies: Aspirin, Penicillin

**Medication List**

Prescribed	Medication	Indication	Last Filled
02/12/2012	Azmacort	Asthma	Unfilled
01/28/2009	Prednisone	Asthma	01/29/2012
07/11/2007	Proventil HFA	Asthma	01/20/2012

**Medication Review**

ER Utilization Assessment

Administer PHO2

Asthma Follow-Up Assessment

Schedule Appointment

**Planning Contact History**

Date	Method	Outcome	Comments
02/13/2012	Call	Successful	
02/13/2012	Call	Left	flu in An hour

[Scroll down](#)

FIG. 8

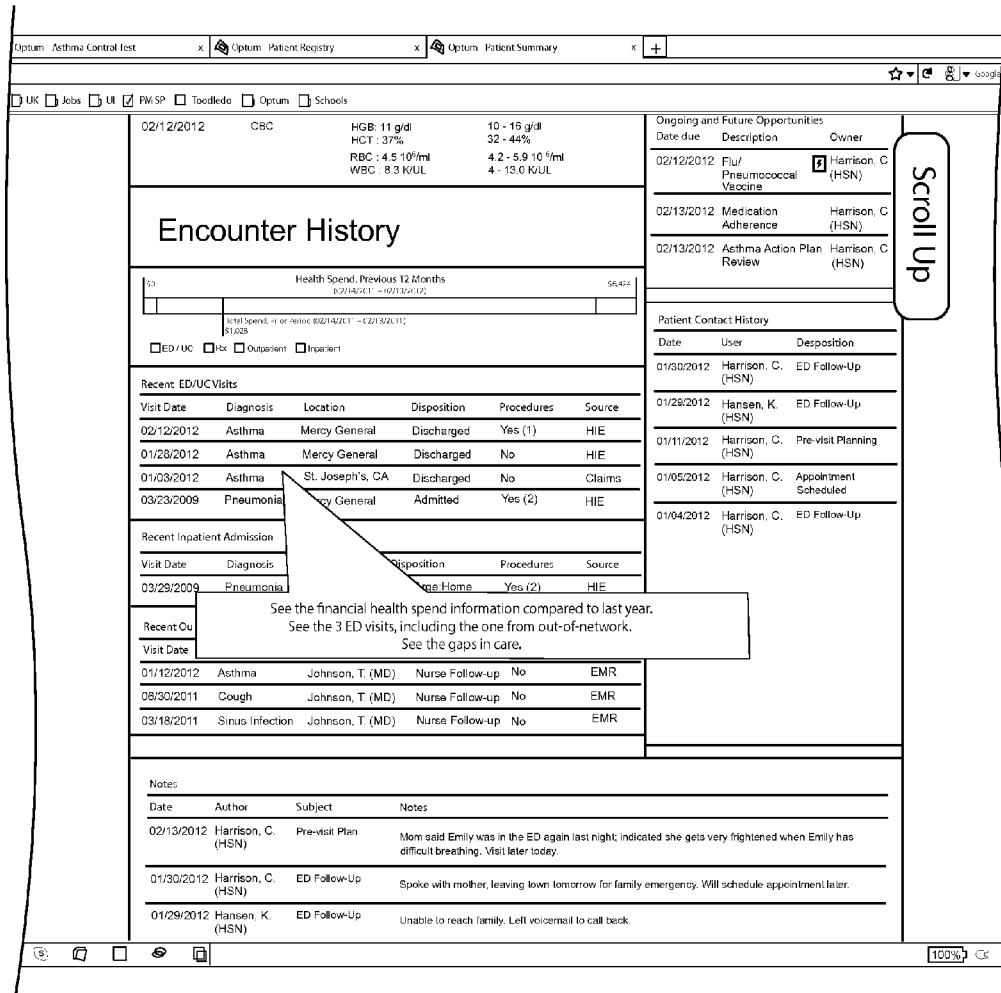
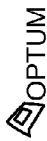


FIG. 9



Mon  
February

13

# Patient Dashboard

Home My Patients Opportunities Benchmarking

Filter Patients		<input type="checkbox"/> Patient	<input type="checkbox"/> Provider	<input type="checkbox"/> Reason For Contact	<input type="checkbox"/> Status	<input type="checkbox"/> Details	<input type="checkbox"/> Contact Priority
▲ Provider <span style="float: right;">Reset</span> <input checked="" type="checkbox"/> Harrison, William MD <input checked="" type="checkbox"/> Hayes, Rutherford PA <input checked="" type="checkbox"/> LucyHayes, MD <input checked="" type="checkbox"/> Lane, Harriet DO <input checked="" type="checkbox"/> Thomas Johnson, MD		Sanchez, Emily	Johnson, Thomas MD	ED Follow-Up	New	Pre-Visit planning/schedule visit	767
▲ Reason For Contact <span style="float: right;">Reset</span> <input checked="" type="checkbox"/> ED Follow-Up <input checked="" type="checkbox"/> Inpatient Follow-Up <input checked="" type="checkbox"/> Pre-Visit Planning <input checked="" type="checkbox"/> Proactive Outreach <input checked="" type="checkbox"/> Visit Follow-Up		Abel, Mark	Harrison, William MD	Pre-Visit Planning	New	Upcoming appointment 02/15/2012	715
▲ Status <span style="float: right;">Reset</span> <input checked="" type="checkbox"/> New <input checked="" type="checkbox"/> Second Attempt <input checked="" type="checkbox"/> Third Attempt <input checked="" type="checkbox"/> Scheduled Follow-Up		Enright, Valerie	Hayes, Rutherford PA	ED Follow-Up	New	Pre-Visit planning/schedule visit	699
		Panagopoulos, George	Hayes, Lucy MD	Pre-Visit Planning	Scheduled Follow-Up	Planning appointment 02/16/2012	687
		Smith, Janine	Lane, Harriet DO	Pre-Visit Planning	Second Attempt	Planning appointment 02/17/2012	645
		Singh, Amit	Johnson, Thomas MD	Proactive Outreach	New	Disease monitoring enrollment	640
		Brown, Derek	Hayes, Rutherford PA	Pre-Visit Planning	Second Attempt	Upcoming appointment 02/21/2012	571
		Hurrell, Shirley	Lane, Harriet DO	Proactive Outreach	Third Attempt	Disease monitoring enrollment	548
		Wellington, Sara	Harrison, William MD	ED Follow-Up	Third Attempt	COPD, exacerbation	540
		Schoenherr, Walter	Lane, Harriet DO	Inpatient Follow-Up	Second Attempt	Upcoming appointment	537

FIG. 10

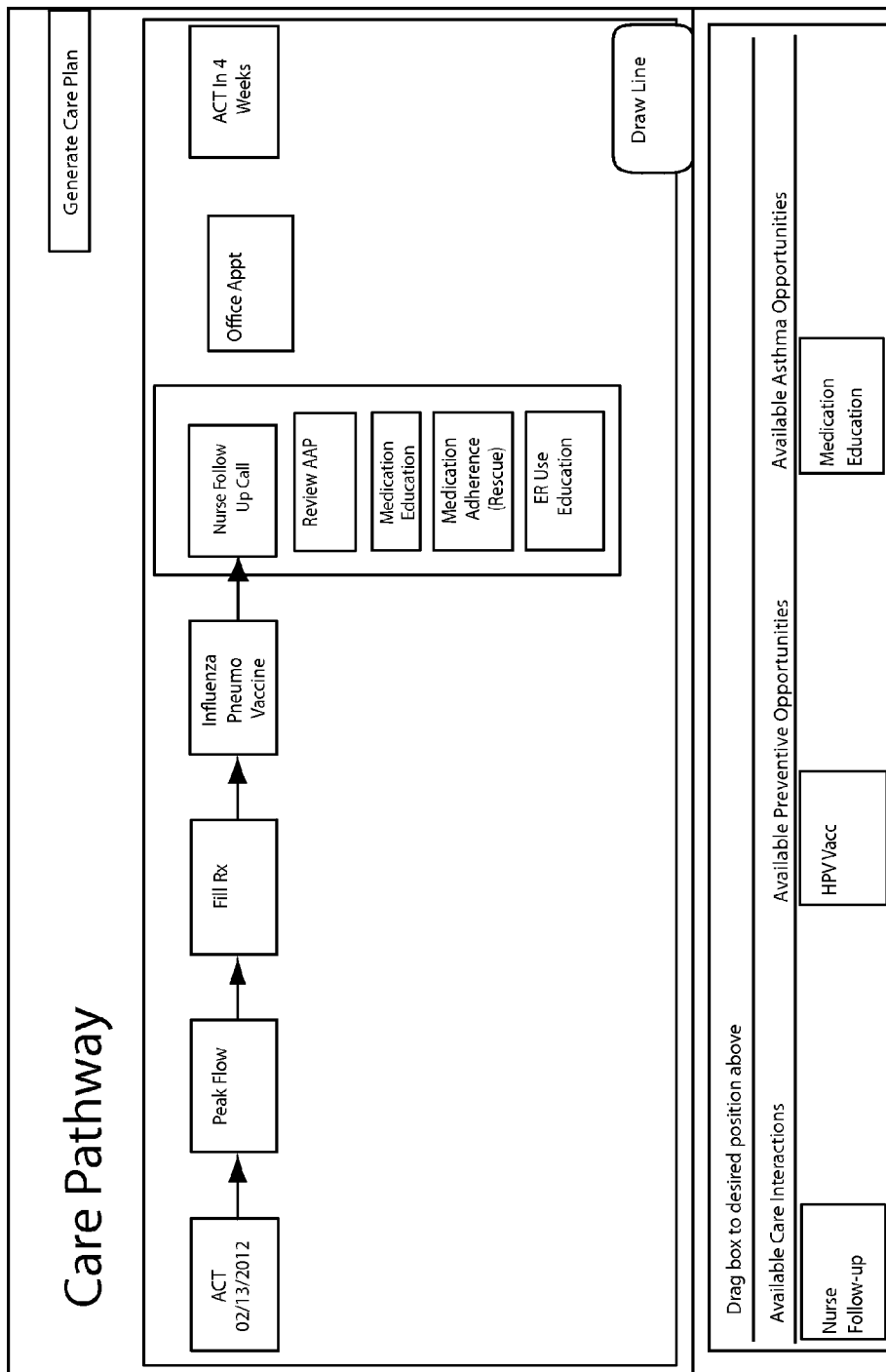


FIG. 11

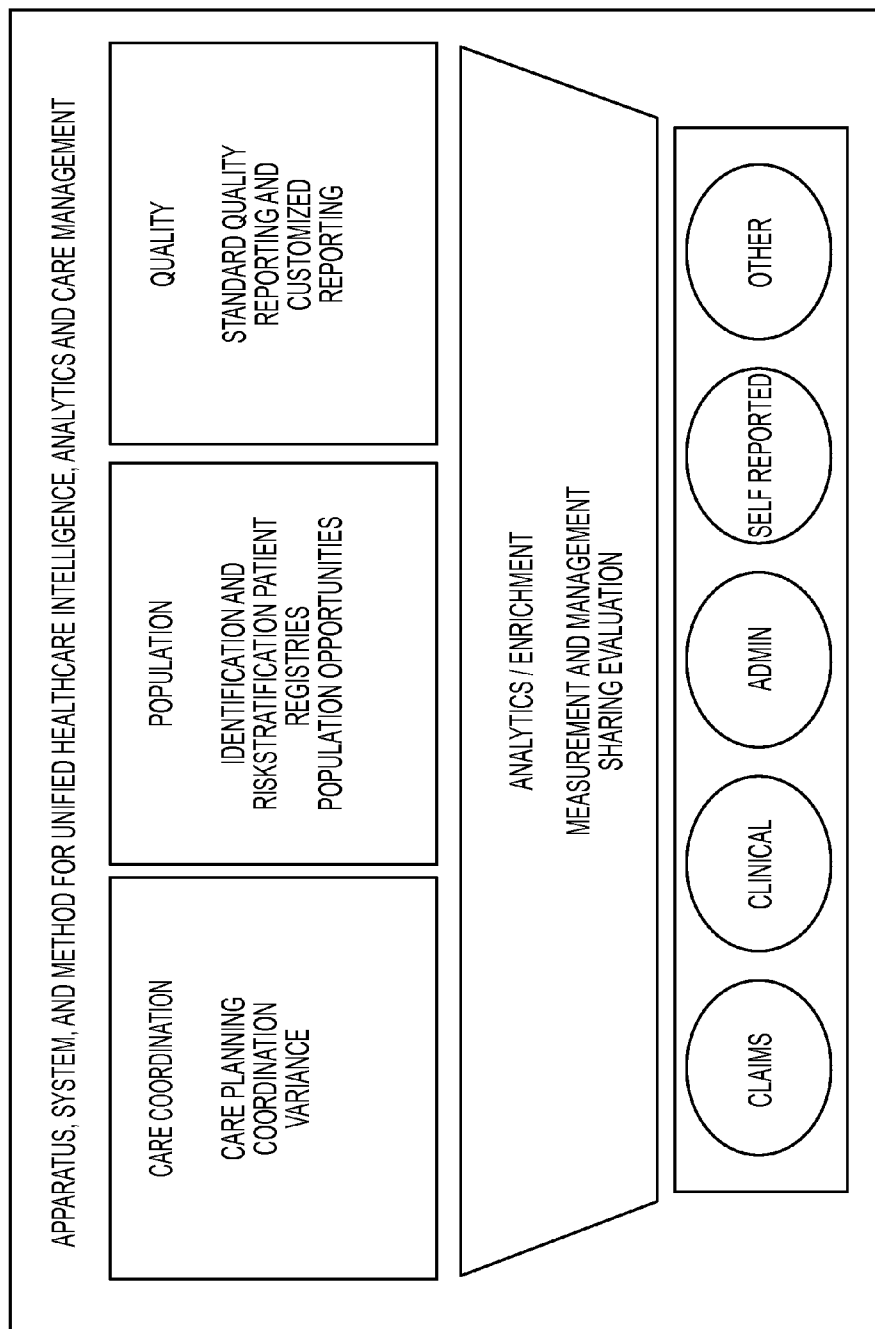
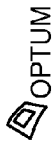


FIG. 12



Thu  
May

10

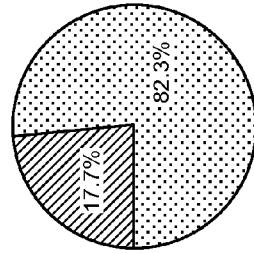
Hayes, Rutherford

Filter Patients

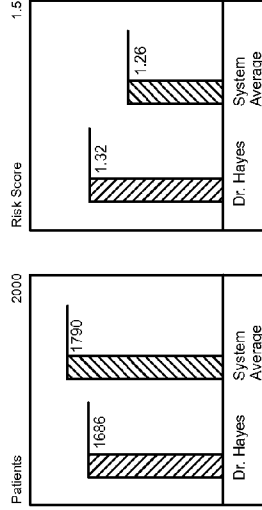
- Filters Reset
- Preventive
  - Care Coordination
  - Diabetes Mgmt.
  - Patient Experience

P4P Performance Forecast

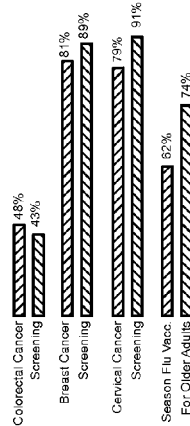
Total Available \$35,000  
 Earned \$28,800  
 Unearned \$6,200



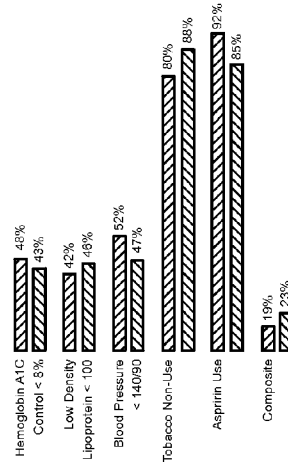
Attributed Patients



Preventative Care



Diabetes Management



Care Coordination

Patient Experience

FIG. 13



**UNIFIED HEALTHCARE INTELLIGENCE,  
ANALYTICS, AND CARE MANAGEMENT**

**CROSS REFERENCE TO RELATED  
APPLICATIONS**

[0001] This application claims the benefit of U.S. Provisional Application No. 61/587,514 to Glen P. Eiden, et al. entitled "Apparatus, System, and Method for Healthcare Intelligence and Analytics" and filed Jan. 17, 2012, which is hereby incorporated by reference.

**BACKGROUND OF THE INVENTION**

[0002] 1. Field of the Invention

[0003] This invention relates to apparatuses, systems, and methods for healthcare intelligence and analytics, and more particularly relates to analyzing disparate healthcare data to provide health intelligence to healthcare team members and patients for making better healthcare decisions and systems designed to assist in that care management.

[0004] 2. Description of the Related Art

[0005] Decisions regarding the healthcare of an individual are often made by a healthcare team of individuals, physicians, and organizations. In order to make the proper decisions, a healthcare team must rely on a variety of healthcare data records, and each of the healthcare data records may include different information. A drawback of providing a variety of disparate healthcare data records to the healthcare team members is that they may not be able to interpret all the disparate data or the ability to display it in one unified way. As a consequence, providing all the healthcare data records directly to the healthcare team members leads to additional administrative expenses to sift through disparate healthcare data records and identify the healthcare data records that each member can interpret. In some instances, the lack of coordinated data can compromise the health and wellbeing of patients.

[0006] Conventional patient healthcare systems attempt to solve the problem by providing different healthcare data records to different members of the healthcare team to aid in the decision making. For example, a physician may often rely on only past clinical healthcare data records about a particular patient in making healthcare decisions for the patient. Conversely, healthcare companies may rely on only claims healthcare data records about the patient in providing advice to the patient. In this instance, the health plan and the physician have different data on the patient, which may or may not be coordinated or show the whole picture of the patient's activities.

[0007] However, the disconnect between information relied upon and the lack of collaboration when using a conventional patient healthcare system results in sub-optimal healthcare for an individual. Additionally, the healthcare decisions made with the aid of conventional systems must be made on only partial data because only part of the entire list of healthcare data records was made available to each healthcare team member, which further leads to sub-optimal healthcare.

**SUMMARY OF THE INVENTION**

[0008] Apparatuses, systems, and methods for analyzing and displaying disparate healthcare data may provide health intelligence to healthcare team members and patients, which enables better healthcare decisions. Rather than providing separate data to different members of a healthcare team, a

single system may receive all the disparate healthcare data records, process the disparate healthcare data records, and present the results in a manner that is easily interpreted and accessed by each member of a patient's healthcare team through an interface that is accessible to each member. Such a system allows members of a patient's healthcare team to make fully-informed decisions based on a variety of disparate healthcare data records, and not only a portion of the disparate healthcare data records. The system may also provide a platform upon which health care team members can add additional data on activities they are providing to the patient.

[0009] Rapidly expanding use of health electronic health record (EHR) and health information exchange (HIE) technology is unlocking rich information on patient clinical experiences that has traditionally been confined to paper records. In a secure environment that protects patient privacy, applications of this apparatus and method of this disclosure marry this data with related health claims, patient-reported outcomes information, and analytics capabilities, and delivers it to the point of care through user-friendly applications. This makes it easier for care team members and patients to access health intelligence that supports better care decisions and patient-centered collaboration. The solutions can also automatically gather performance metrics essential to supporting cost-risk bearing medical organizations, such as Accountable Care Organizations, achieving health-quality objectives and meeting regulatory compliance reporting requirements, which often drive compensation to providers.

[0010] The system for analyzing healthcare data disclosed here makes meeting the complex requirements of the health system simple for those expected to make the most important decisions about patient care. It is tailored to the needs of end-users to make it easier for them to access health intelligence for their patients and communities, and to remove the administrative and technological barriers to delivering better, more transparent and more patient-centric health care.

[0011] In one embodiment, the system may include a Pathways application for the enrichment of data to augment what is already known about the patients. This application may aid in the development of customized, multi-provider care plans for patients based on patient's individual needs. The system may also include a Care coordination application that provides tools that closely track and document patient care across settings and providers, thus enhancing visibility into diagnoses and treatments and facilitating team-based interventions for patient care. The system may further include a Quality application that organizes and leverages claims, clinical and outcomes data in real-time, providing reporting and analytics to those who need that information. The system may also include a Population application that improves upon existing registries or lists of people with common needs and helps health executives and other stakeholders understand the health of entire populations of patients.

[0012] Data accumulated and analyzed from multiple sets of healthcare records from disparate sources may be used to identify and deliver clinically relevant information to the stakeholders of a member's circle of care in a highly relevant, timely, actionable and meaningful way. Data may also be displayed through relevant reporting to assist in the administration of the financial aspects of healthcare. This information may describe a member's array of clinical conditions and the factors contributing to the likelihood of poor future outcomes.



This information may share gaps in care, clinical alerts and other opportunities that can be addressed by a physician, other providers and patients.

**[0013]** According to an embodiment, a method of providing healthcare intelligence and analytics may include receiving a set of claims healthcare data records, a set of clinical healthcare data records, a set of billing healthcare data records, and a set of patient report outcomes healthcare data records, wherein each set of healthcare data records includes a plurality of healthcare data records. The method may also include matching at least one healthcare data record from each set of healthcare data records to each of a plurality of individuals so that each individual of the plurality of individuals is associated with at least one healthcare data record from at least one set of healthcare data records. The method may further include identifying a healthcare data record from at least one of the sets of healthcare data records that is relevant to a target individual. Additionally, the method may also include analyzing the result of associating each individual of the plurality of individuals with at least one healthcare data record from at least one set of healthcare data records and the result of identifying the health care data record relevant to the target individual. The method may further include outputting information to a user interface display based, in part, on the analysis, and identifying a user accessing the user interface display, wherein the information outputted to the user interface display is unique for the user accessing the user interface display.

**[0014]** According to another embodiment, the method may also include grouping the plurality of individuals into separate population cohorts and identifying the population cohorts to which the target individual is grouped.

**[0015]** In one embodiment, the method may include attributing a clinical condition to the target individual using a predictive model and/or clinically-based rules. In a separate embodiment, the method may further include calculating the historical cost or estimating the predicted cost of treatment for the target individual.

**[0016]** In yet another embodiment, the method may also include identifying a clinical and financial risk associated with the target individual. The method may further include generating a care plan for the target individual. According to another embodiment, the method may include calculating and displaying a confidence level for a healthcare decision made available to the user of the user interface display, wherein the healthcare decision is associated with the target individual.

**[0017]** The foregoing has outlined rather broadly the features and technical advantages of the present disclosure in order that the detailed description of the disclosure that follows may be better understood. Additional features and advantages of the disclosure will be described hereinafter which form the subject of the claims of the disclosure. It should be appreciated by those skilled in the art that the conception and specific embodiment disclosed may be readily utilized as a basis for modifying or designing other structures for carrying out the same purposes of the present disclosure. It should also be realized by those skilled in the art that such equivalent constructions do not depart from the spirit and scope of the disclosure as set forth in the appended claims. The novel features which are believed to be characteristic of the disclosure, both as to its organization and method of operation, together with further objects and advantages will be better understood from the following description

when considered in connection with the accompanying figures. It is to be expressly understood, however, that each of the figures is provided for the purpose of illustration and description only and is not intended as a definition of the limits of the present disclosure.

#### BRIEF DESCRIPTION OF THE DRAWINGS

**[0018]** The following drawings form part of the present specification and are included to further demonstrate certain aspects of the present invention. The invention may be better understood by reference to one or more of these drawings in combination with the detailed description of specific embodiments presented herein.

**[0019]** FIG. 1 is a schematic block diagram illustrating one embodiment of a system for providing health intelligence.

**[0020]** FIG. 2 is a schematic block diagram illustrating one embodiment of a database system for providing health intelligence.

**[0021]** FIG. 3 is a schematic block diagram illustrating one embodiment of a computer system that may be used in accordance with certain embodiments of the system for providing health intelligence.

**[0022]** FIG. 4 is a schematic logical diagram illustrating one embodiment of abstraction layers of operation in a system for providing health intelligence.

**[0023]** FIG. 5 is a schematic block diagram illustrating one embodiment of a distributed system for providing health intelligence.

**[0024]** FIG. 6 is a schematic block diagram illustrating one embodiment of an apparatus for providing health intelligence.

**[0025]** FIG. 7 is a flow chart illustrating one embodiment of a method for providing health intelligence.

**[0026]** FIG. 8 is an illustration showing a result of an analysis to generate a patient history according to one embodiment of a method for providing health intelligence.

**[0027]** FIG. 9 is an illustration showing a result of an analysis to estimate a cost of treatment according to one embodiment of a method for providing health intelligence.

**[0028]** FIG. 10 is an illustration showing a result of an analysis to create population cohorts according to one embodiment of a method for providing health intelligence.

**[0029]** FIG. 11 is an illustration showing a result of an analysis to a care plan according to one embodiment of the disclosure.

**[0030]** FIG. 12 is an illustration showing a system diagram including data inputs and segmentation of functionality across the system according to one embodiment of the disclosure.

**[0031]** FIG. 13 is an illustration showing a result of analysis to create historical cost and expenditure by clinical category according to one embodiment of the disclosure.

**[0032]** FIG. 14 is an illustration showing a result of displaying multiple data sources on a geographical map according to one embodiment of the disclosure.

#### DETAILED DESCRIPTION

**[0033]** Various features and advantageous details are explained more fully with reference to the non-limiting embodiments that are illustrated in the accompanying drawings and detailed in the following description. Descriptions of well-known starting materials, processing techniques, components, and equipment are omitted so as not to unnecessarily

obscure the invention in detail. It should be understood, however, that the detailed description and the specific examples, while indicating embodiments of the invention, are given by way of illustration only, and not by way of limitation. Various substitutions, modifications, additions, and/or rearrangements within the spirit and/or scope of the underlying inventive concept will become apparent to those having ordinary skill in the art from this disclosure.

**[0034]** In the following description, numerous specific details are provided, such as examples of programming, software modules, software applications, user selections, network transactions, database queries, database structures, hardware modules, hardware circuits, hardware chips, etc., to provide a thorough understanding of disclosed embodiments. One of ordinary skill in the art will recognize, however, that embodiments of the invention may be practiced without one or more of the specific details, or with other methods, components, materials, and so forth. In other instances, well-known structures, materials, or operations are not shown or described in detail to avoid obscuring aspects of the invention.

**[0035]** A program may be any predefined interaction with a target population aimed at increasing clinical compliance, patient care or satisfaction, and/or quality health initiatives.

**[0036]** A care opportunity or gap in care may be defined as a clinical action that would typically be beneficial to a patient but has yet been performed. An example of this would be an annual cervical cancer screening which has yet to be performed for a patient would be considered a gap in that patient's care. Closing a 'gap' is performed when a clinician performs a required service for a patient that was previously not performed.

**[0037]** FIG. 1 illustrates one embodiment of a system 100 for providing health intelligence. The system 100 may include a server 102, a data storage device 106, a network 108, and a user interface device 110. In a further embodiment, the system 100 may include a storage controller 104, or storage server configured to manage data communications between the data storage device 106, and the server 102 or other components in communication with the network 108. In an alternative embodiment, the storage controller 104 may be coupled to the network 108.

**[0038]** In one embodiment, the system 100 may receive a set of clinical healthcare data records, where the data may include clinical information about an individual, such as medical treatment. The medical treatment may be, for example, prescriptions, instructions from a physician, physical treatments or the like that patient receives from healthcare physicians. The received data may also include a set of claims healthcare data records. According to another embodiment, other healthcare data that the system 100 may receive includes a set of billing healthcare data records. As another example, the healthcare data received may include a set of patient report outcomes healthcare data records.

**[0039]** Each set of healthcare data records may include a plurality of healthcare data records. The system 100 may further match at least one healthcare data record from each set of healthcare data records to each of a plurality of individuals. Each individual of the plurality of individuals may be associated with at least one healthcare data record from at least one set of healthcare data records. Healthcare data records most relevant to a target individual may be identified from the sets of healthcare data records. The system 100 may analyze the results of matching healthcare data records to individuals and identifying healthcare data records relevant to a target

individual. The information may be output to a user interface display device 110 through the network 108. The device 110 may display the analysis of the results of matching healthcare data records to individuals and identifying healthcare data records relevant to a target individual. The user interface display device 110 may enable the user to perform analytics, communication, and management. The user accessing the user interface display device 110 may also be identified so that the information output is unique for the user accessing the user interface display device 110.

**[0040]** The user interface display device 110 is referred to broadly and is intended to encompass at least a suitable processor-based device such as a desktop computer, a laptop computer, a Personal Digital Assistant (PDA), a mobile communication device, an organizer device, or the like. In a further embodiment, the user interface display device 110 may access the Internet to access a web application or web service hosted by the server 102 and provide a user interface for enabling a user to enter or receive information. For example, a user may enter clinical and/or non-clinical information about an individual, such as a patient. When the user is a patient, the patient may also enter patient report outcomes data, such responses to questions regarding a particular treatment the patient received.

**[0041]** The system 100 may include a central store of information, such as the storage device 104, that contains patient-centric information that enables analytics and communications (messages, alerts, workflow). The analytics and communications, or messaging, may be timely and updated when new information is available and/or only on a set schedule. The messaging may also be focused and targeted by audience to support attention to those opportunities with the greatest potential to improve health and outcomes.

**[0042]** The network 108 may facilitate communications of data between the server 102 and the user interface device 110. The network 108 may include any type of communications network including, but not limited to, a wireless communication link, a direct PC to PC connection, a local area network (LAN), a wide area network (WAN), a modem to modem connection, the Internet, a combination of the above, or any other communications network now known or later developed within the networking arts which permits two or more computers to communicate with another.

**[0043]** In one embodiment, the server 102 may be configured to receive a set of claims healthcare data records, a set of clinical healthcare data records, a set of billing healthcare data records, and/or a set of patient report outcomes healthcare data records. The server 102 may also be configured to match at least one healthcare data record from each set of healthcare data records to each of a plurality of individuals. Each individual of the plurality of individuals may be associated with at least one healthcare data record from at least one set of healthcare data records. Furthermore, the server 102 may be configured to identify a healthcare data record from at least one of the sets of healthcare data records that is relevant to a target individual. The server 102 may also identify the user accessing the user interface display device 110 and enable the user to perform analytics, communication, and management on the user interface display device 110. The server 102 may access healthcare data records stored in the data storage device 104 via a Storage Area Network (SAN) connection, a LAN, a data bus, a wireless link, or the like.

**[0044]** The data storage device 106 may include a hard disk, including hard disks arranged in a Redundant Array of

Independent Disks (RAID) array, a tape storage drive comprising a magnetic tape data storage device, an optical storage device, or the like. In one embodiment, the data storage device **104** may store healthcare related data, such as clinical data, insurance claims data, billing data, patient report outcome data, or the like. The data storage device **104** may also store non-clinical data. The data may be arranged in a database and accessible through Structured Query Language (SQL) queries, or other data base query languages or operations.

**[0045]** The server **102** may execute applications for access data, such as sets of healthcare data records, stored on the data storage device **106**. In one embodiment, the server **102** may execute a pathways application, which provides a rich domain specific language (DSL) supporting logic executing in a broad healthcare context, an event processing engine that enables real-time execution of point-of-care clinical decision support, and an intuitive and context sensitive interface that allows business users to author rules and events using natural language construction to describe complex business processes.

**[0046]** The Pathways application may execute logic that takes the previously gathered data and enhance the data available to a user by passing it through various clinical, financial or administrative rules. For example, when a patient is identified as having a simple, but chronic, medical condition, the Pathways application may identify lab data, or other administrative records, that identify the patient as having a potentially more complex version of that condition, thereby enhancing the user's ability to make good clinical choices.

**[0047]** The Pathways application may support the execution of rules and events against multiple forms of source data: provider EMR and billing data, provider cost accounting data, payer claim data sources, administrative data, and third party data sources. Further, Pathways may integrate rules governance, versioning, and content control with the rules and event authoring platform. The Pathways application may be configured to deliver provider analytics and data enrichment that supports reporting and patient care management, to create rules and events that will support care population and care coordination, to develop a set of business logic using a DSL and business object model that is flexible, reusable, to support analysis of provider EMR, lab results, and traditional US professional, facility and pharmacy claims data sources, to process rules execution requests in 'relevant time,' to ensure efficient execution of rules in a scalable architecture that can be used to process large quantities of healthcare data, and to integrate rules governance with rules authoring by linking supporting evidence to measures, assigning review dates, and enabling measure identification with the organization that owns the definition (HEDIS, NQF, etc.).

**[0048]** The server **102** may also execute a Quality application, which allows providers and payers to view reports across clinical and financial dimensions based on data from all healthcare sources and can support flexible, dimensional exploration of measures with the ability to hone in drivers and identify actionable opportunities. The Quality application may leverage cascading metrics that establish clear connections between operational-, program-, and executive-level results. The Quality application may be configured to study performance against shared savings contracts, specifically targeting Medicare shared savings, to understand the drivers underneath shared savings performance (population, cost, and quality), and to use an integration of financial and quality

data to drill deeper into performance, to discover opportunities to increase performance and to support the development of programs to increase quality and financial performance

**[0049]** The server **102** may further execute a Care coordination application. The Care coordination application may improve individual and population health by better informing and attributed providers, care teams and patients about conditions, the available treatments and provider/patient interactions, promote more efficient and effective communication by providing information (analytics-driven outreach, education and care messaging) in an automated, real time manner and integrating it into the provider and consumer workflow, lower medical costs thru timely intervention with patients and healthier populations, establish high performance provider networks and accountable entities by providing actionable information on quality, cost and utilization, and align the efforts above with value-based measurement and incentives/payments to the providers. The Care coordination application may be implemented for patient management, such as adding temporary patients if the patient is not in the client environment and later make them records, providing the ability to add, edit, and search for patients, and adding demographics to the patient record. The Care coordination application may be implemented for work queue management, such as providing the ability for the care manager to view, assign, and prioritize her/his work load, and displaying a care manager's patient workload, alerts, activities, upcoming appointments, and tasks to be completed, completed tasks, and future tasks.

**[0050]** The Care coordination application may be implemented for program, opportunity, and gap determination in care management, such as assigning patients to clinical outreach programs based on analytic and clinician input, discretely tracking patient status within a program across points in time from an initial call, to engagement, to closure, creating care manager opportunities, and reassigning opportunities by the care manager or user. The Care coordination application may also be implemented for tracking outcomes, such as setting goals and activities for patients, ensuring adherence and completion of activities, and viewing activity outcomes. The Care coordination application may further be implemented for assessing patients, such as assessing patient status, acuity, risk, and health management status through discrete answers to predefined questions.

**[0051]** The Care coordination application may further be implemented for presenting clinical data, such as searching for medications, adding medications to a patient record, adding a provider or a facility to a patient record, providing searching for providers or facilities within a patient's network, viewing loinc codes for laboratory and clinical results, providing display imaging, tracking patient biometric information from self-reported data and devices in the patient's home or hospital, and setting up alerts that are displayed when biometric data is abnormal. The Care coordination application may also be implemented for care planning, such as unified presentation of program, opportunity, and gaps in care across a system within a consolidated view, editing the data, and adding patient care notes. The quality application may further be implemented for managing a patient registry, linking to outside tools, reporting data, accepting program nominations from the pathways application, tracking patient engagement, identifying opportunities, tracking outcomes, assessing patients, and planning care.

**[0052]** The Care coordination application may create enhanced data sets that are used by the other applications to

display the content. For example, the Pathways application may identify a patient who has a condition. In another example, the Population application may display cohorts of patients who have that condition. The Pathways application may identify the provider who is most likely to be the main provider of care for the patient and display that in many other areas of the application such as reporting and care management. In a display from the Care coordination application the data may display as a primary provider. In other reports, the data may display as the provider who is incentivized for care for that patient.

[0053] The server **102** may also execute a Population application, which allows payers and providers to identify population cohorts and risk across clinical and financial dimensions based on data from all healthcare sources as well as deliver analytics (e.g., interactive analytics) that allows actions to be taken automatically or manually. For example, the application may perform categorization of a population into disease registries, and one may perform a stratification of risk within a population. The Population application may be configured to integrate clinical data with claims data, to analyze specific disease risks and registries from that combined data based on the Medicare Shared Savings ACO measures, to provide relatively basic analytics across that data, to allow Care coordination to assign a set of patients from Population to a Care coordination program.

[0054] FIG. 2 illustrates one embodiment of a data management system **200** configured to store and manage data for providing healthcare intelligence and analytics. In one embodiment, the system **200** may include a server **102**. The server **102** may be coupled to a data-bus **202**. In one embodiment, the system **200** may also include a first data storage device **204**, a second data storage device **206**, and/or a third data storage device **208**. In other embodiments, the system **200** may include additional data storage devices (not shown). In such an embodiment, each data storage device **204-208** may host a separate database of a set of healthcare data records and/or programs to execute providing healthcare intelligence and analytics. The storage devices **204-208** may be arranged in a RAID configuration for storing redundant copies of the database or databases through either synchronous or asynchronous redundancy updates.

[0055] In one embodiment, the server **102** may submit a query to selected data storage devices **204-208** to collect a consolidated set of data elements associated with a healthcare data records. The server **102** may store the consolidated data set in a consolidated data storage device **210**. In such an embodiment, the server **102** may refer back to the consolidated data storage device **210** to obtain a set of healthcare data records associated with a specific patient or a plurality of patients. Alternatively, the server **102** may query each of the data storage devices **204-208** independently or in a distributed query to obtain the set of healthcare data records associated with a specific patient or a plurality of patients. In another alternative embodiment, multiple databases may be stored on a single consolidated data storage device **210**.

[0056] In various embodiments, the server **102** may communicate with the data storage devices **204-210** over the data bus **202**. The data bus **202** may comprise a SAN, a LAN, a wireless connection, or the like. The communication infrastructure may include Ethernet, Fibre-Chanel Arbitrated Loop (FC-AL), Small Computer System Interface (SCSI), and/or other similar data communication schemes associated with data storage and communication. For example, the

server **102** may communicate indirectly with the data storage devices **204-210** by first communicating with a storage server or the storage controller **104**.

[0057] In one example of the system **200**, the first data storage device **204** may store clinical healthcare data records associated with individuals. The clinical healthcare data may include the type of treatments or procedures being performed, and in what distribution they are being performed. The clinical healthcare data may also indicate who provided the treatment, such as a medical doctor, nurse, dentist, or other healthcare professional. As another example, the clinical healthcare data may include the types and volumes of drugs being dispensed by pharmacists. The clinical healthcare data corresponding to the types of procedures being performed may include extraction, surgery, orthodontia, etc.

[0058] The second data storage device **206** may include clinical information about the healthcare providers, such as medical treatment. The medical treatment may be, for example, prescriptions, instructions, physical treatments or the like that the healthcare providers provide to patients. The third data storage device **208** may include a set of billing healthcare data records or a set of patient report outcomes healthcare data records. According to one embodiment, the data stored in the data storage devices **204-208** may also be stored in one data storage device instead of separate data storage devices **204-208**.

[0059] The server **102** may host a software application configured for providing healthcare intelligence and analytics. The software application may further include modules for interfacing with the data storage devices **204-210**, interfacing a network **108**, interfacing with a user, and the like. In one embodiment, the server **102** may host an engine, application plug-in, or application programming interface (API). In another embodiment, the server **102** may host a web service or web accessible software application.

[0060] FIG. 3 illustrates a computer system **300** according to certain embodiments of the server **102** and/or the user interface device **110**. The central processing unit (CPU) **302** is coupled to the system bus **304**. The CPU **302** may be a general purpose CPU or microprocessor. The present embodiments are not restricted by the architecture of the CPU **302**, so long as the CPU **302** supports the modules, applications, and operations as described herein. The CPU **302** may execute various logical instructions according to disclosed embodiments.

[0061] The computer system **300** may include Random Access Memory (RAM) **308**, which may be SRAM, DRAM, SDRAM, or the like. The computer system **300** may utilize RAM **308** to store the various data structures used by a software application configured for providing healthcare intelligence and analytics. The computer system **300** may also include Read Only Memory (ROM) **306** which may be PROM, EPROM, EEPROM, optical storage, or the like. The ROM may store configuration information for booting the computer system **300**. The RAM **308** and the ROM **306** hold user and system **100** data.

[0062] The computer system **300** may also include an input/output (I/O) adapter **310**, a communications adapter **314**, a user interface adapter **316**, and a display adapter **322**. The I/O adapter **310** and/or user the interface adapter **316** may, in certain embodiments, enable a user to interact with the computer system **300** in order to input information such as patient outcome report data. In a further embodiment, the display adapter **322** may display a graphical user interface

associated with a software or web-based application for providing healthcare intelligence and analytics.

[0063] The I/O adapter 310 may connect to one or more data storage devices 312, such as one or more of a hard drive, a Compact Disk (CD) drive, a floppy disk drive, a tape drive, to the computer system 300. The communications adapter 314 may be adapted to couple the computer system 300 to the network 108, which may be one or more of a wireless link, a LAN and/or WAN, and/or the Internet. The user interface adapter 316 couples user input devices, such as a keyboard 320 and a pointing device 318, to the computer system 300. The display adapter 322 may be driven by the CPU 302 to control the display on the display device 324.

[0064] Disclosed embodiments are not limited to the architecture of system 300. Rather, the computer system 300 is provided as an example of one type of computing device that may be adapted to perform functions of a server 102 and/or the user interface device 110. For example, any suitable processor-based device may be utilized including, without limitation, personal data assistants (PDAs), computer game consoles, and multi-processor servers. Moreover, the present embodiments may be implemented on application specific integrated circuits (ASIC) or very large scale integrated (VLSI) circuits. In fact, persons of ordinary skill in the art may utilize any number of suitable structures capable of executing logical operations according to the disclosed embodiments.

[0065] FIG. 4 illustrates one embodiment of a network-based system 400 for providing healthcare intelligence and analytics. In one embodiment, the network-based system 400 includes a server 102. Additionally, the network-based system 400 may include a user interface device 110. In still a further embodiment, the network-based system 400 may include one or more network-based client applications 402 configured to be operated over a network 108 including a wireless network, an intranet, the Internet, or the like. In still another embodiment, the network-based system 400 may include one or more data storage devices 104.

[0066] The network-based system 400 may include components or devices configured to operate in various network layers. For example, the server 102 may include modules configured to work within an application layer 404, a presentation layer 406, a data access layer 408 and a metadata layer 410. In a further embodiment, the server 102 may access one or more data sets 418-422 that comprise a data layer or data tier 413. For example, a first data set 418, a second data set 420, and a third data set 422 may comprise a data tier 413 that is stored on one or more data storage devices 204-208.

[0067] One or more web applications 412 may operate in the application layer 404. For example, a user may interact with the web application 412 through one or more I/O interfaces 318, 320 configured to interface with the web application 412 through an I/O adapter 310 that operates on the application layer. In one embodiment, a web application 412 may be provided for providing healthcare intelligence and analytics that includes software modules configured to perform the steps of receiving a plurality of disparate healthcare data records, matching healthcare data records to individuals, identifying healthcare data records relevant to a target individual, analyzing the results of matching healthcare data records to individuals and identifying healthcare data records relevant to a target individual, outputting information to a user interface display device based, in part, on the analysis, and identifying a user accessing the user interface display device.

[0068] In a further embodiment, the server 102 may include components, devices, hardware modules, or software modules configured to operate in the presentation layer 406 to support one or more web services 414. For example, a web application 412 may access or provide access to a web service 414 to perform one or more web-based functions for the web application 412. In one embodiment, web application 412 may operate on a first server 102 and access one or more web services 414 hosted on a second server (not shown) during operation.

[0069] For example, a web application 412 for providing healthcare intelligence and analytics may access a first web service 414 to receive a set of claims healthcare data records, a set of clinical healthcare data records, a set of billing healthcare data records, and a set of patient report outcomes healthcare data records, wherein each set of healthcare data records may include a plurality of healthcare data records. A second web service 414 may be accessed to match at least one healthcare data record from each set of healthcare data records to each of a plurality of individuals so that each individual of the plurality of individuals is associated with at least one healthcare data record from at least one set of healthcare data records, and to identify a healthcare data record from at least one of the sets of healthcare data records that is relevant to a target individual. In another embodiment, separate web services may be used to analyze the results of matching healthcare data records to individuals and identifying healthcare data records relevant to a target individual, to output information to a user interface display based, in part, on the analysis, and to identify a user accessing the user interface display. One of ordinary skill in the art will recognize various web-based architectures employing web services 414 for modular operation of a web application 412.

[0070] In one embodiment, a web application 412 or a web service 414 may access one or more of the data sets 418-422 through the data access layer 408. In certain embodiments, the data access layer 408 may be divided into one or more independent data access layers 416 for accessing individual data sets 418-422 in the data tier 413. These individual data access layers 416 may be referred to as data sockets or adapters. The data access layers 416 may utilize metadata from the metadata layer 410 to provide the web application 412 or the web service 414 with specific access to the data set 412. For example, the data access layer 416 may include operations for performing a query of the data sets 418-422 to retrieve specific information for the web application 412 or the web service 414.

[0071] For example, the data access layer 416 may include operations for performing a query of the data sets 418-422 to retrieve specific information for the web application 412 or the web service 414. In a more specific example, the data access layer 416 may include a query for healthcare data records that may include claims, clinical, billing, and patient outcome report data.

[0072] FIG. 5 illustrates a further embodiment of a system 500 for providing healthcare intelligence and analytics. In one embodiment, the system 500 may include a service provider site 502 and a client site 504. The service provider site 502 and the client site 504 may be separated by a geographic separation 506.

[0073] In one embodiment, the system 500 may include one or more servers 102 configured to host a software application 412 for providing healthcare intelligence and analytics, or one or more web services 414 for performing certain func-

tions associated with providing healthcare intelligence and analytics. The system may further comprise a user interface server **508** configured to host an application or web page configured to allow a user to interact with the web application **412** or web services **414** for providing healthcare intelligence and analytics. In such an embodiment, a service provider may provide hardware **102** and services **414** or applications **412** for use by a client without directly interacting with the client's customers.

**[0074]** FIG. 6 illustrates one embodiment of an apparatus **600** for providing healthcare intelligence and analytics. In one embodiment, the apparatus **600** is a server **102** configured to load and operate software modules **602-610** configured for providing healthcare intelligence and analytics. Alternatively, the apparatus **600** may include hardware modules **602-610** configured with analog or digital logic, firmware executing FPGAs, or the like configured to receive a plurality of disparate healthcare data records, match healthcare data records to individuals, identify healthcare data records relevant to a target individual, analyze the results of matching healthcare data records to individuals and identifying healthcare data records relevant to a target individual, output information to a user interface display device based, in part, on the analysis, and identify a user accessing the user interface display device. In such embodiments, the apparatus **600** may include a processor **302** and an interface **602**, such as an I/O adapter **310**, a communications adapter **314**, a user interface adapter **316**, or the like.

**[0075]** In one embodiment, the processor **302** may include one or more software defined modules configured to receive a plurality of disparate healthcare data records, match healthcare data records to individuals, identify healthcare data records relevant to a target individual, analyze the results of matching healthcare data records to individuals and identifying healthcare data records relevant to a target individual, output information to a user interface display device based, in part, on the analysis, and identify a user accessing the user interface display device. In one embodiment, these modules may include an interface module **602** to provide a user with access to the apparatus **600**, as well as to output information and identify a user accessing the interface module **602**. Other modules may include a receive module **604** to receive a plurality of disparate healthcare data records, a match module **606** to match healthcare data records to individuals, an identify module **608** to identify healthcare data records relevant to a target individual, and an analyze module **610** to analyze the results of matching healthcare data records to individuals and identifying healthcare data records relevant to a target individual.

**[0076]** The sets of healthcare data records received by receive module **604** according to an embodiment of the present disclosure may include claims, clinical, billing, or patient outcome report data. A set of healthcare data records may include clinical information. As one example, healthcare data records may, in certain embodiments, include clinical information about individuals, such as medical treatment. The medical treatment may be, e.g., prescriptions, instructions, physical treatments or the like that patients receive from healthcare physicians.

**[0077]** Although the various functions of the server **102** and the processor **302** are described in the context of modules, the methods, processes, and software described herein are not limited to a modular structure. Rather, some or all of the functions described in relation to the modules of FIG. 6 may

be implemented in various formats including, but not limited to, a single set of integrated instructions, commands, code, queries, etc. In one embodiment, the functions may be implemented in database query instructions, including SQL, PLSQL, or the like. Alternatively, the functions may be implemented in software coded in C, C++, C#, php, Java, or the like. In still another embodiment, the functions may be implemented in web based instructions, including HTML, XML, etc.

**[0078]** Generally, the interface module **602** may provide a user with access to the apparatus **600**, as well as to output information and identify a user accessing the interface module **602**. For example, the interface module **602** may display information related a target patient and allow the user to provide input to manipulate the information displayed via the interface module **602**. In a further embodiment, the interface module **602** may display healthcare intelligence and analytics, and allow the user to communicate with other members of an individual's healthcare team or manage the individual's healthcare. For example, healthcare intelligence outputted via the interface module as a result of the analysis performed on the results of matching healthcare data records to individuals and identifying healthcare data records relevant to a target individual may include statistics, tables, charts, graphs, recommendations, and the like.

**[0079]** Structurally, the interface module **602** may include one or more of an I/O adapter **310**, a communications adapter **314**, a user interface adapter **316**, and/or a display adapter **322**. The interface module **602** may further include I/O ports, pins, pads, wires, busses, and the like for facilitating communications between the processor **302** and the various adapters and interface components **310-324**. The interface module may also include software defined components for interfacing with other software modules on the processor **302**.

**[0080]** In one embodiment, the processor **302** may load and execute software modules configured to receive a plurality of disparate healthcare data records, match healthcare data records to individuals, identify healthcare data records relevant to a target individual, analyze the results of matching healthcare data records to individuals and identifying healthcare data records relevant to a target individual, output information to a user interface display device based, in part, on the analysis, and identify a user accessing the user interface display device for providing healthcare intelligence and analytics. These software modules may include a receive module **604** to receive a plurality of disparate sets of healthcare data records, a match module **606** to match healthcare data records to individuals, an identify module **608** to identify healthcare data records relevant to a target individual, and an analyze module **610** to analyze the results of matching healthcare data records to individuals and identifying healthcare data records relevant to a target individual. In one embodiment, the interface module **602** may be used to output information based, in part, on the analysis of the results of matching healthcare data records to individuals and identifying healthcare data records relevant to a target individual, and to identify a user accessing the user interface display device.

**[0081]** In a specific embodiment, the processor **302** may load and execute computer software configured to receive a set of claims healthcare data records, a set of clinical healthcare data records, a set of billing healthcare data records, and a set of patient report outcomes healthcare data records. For example, the receive module **604** may receive, from a plurality of healthcare data sources, the set of claims healthcare data

records, the set of clinical healthcare data records, the set of billing healthcare data records, and the set of patient report outcomes healthcare data records. The set of clinical healthcare data records may include, for example, the type of procedures or medical treatments being performed on individuals or it may include the types and volumes of drugs being dispensed by pharmacists to the individual. The medical treatment may be, e.g., prescriptions, instructions, physical treatments or the like that the healthcare providers provide to patients. The set of claims healthcare data records may include, for example, dates of medical services, payment amounts for services, procedure and diagnostic codes, and/or various identification numbers for patient, provider and facility. The set of billing healthcare data records may include, for example, information about the encounter with the provider, such as place of service, billing amounts, and/or payment amounts for those services. The set of patient reported outcomes healthcare data records may include, for example, pre- and post-service quality of life, range of motion for joint issues, and/or general health perceptions from the patient's viewpoint.

**[0082]** The match module **606** may, in one embodiment, be configured to match at least one healthcare data record from each set of healthcare data records to each of a plurality of individuals so that each individual of the plurality of individuals is associated with at least one healthcare data record from at least one set of healthcare data records. According to yet another embodiment, the identify module **608** may be configured to identify a healthcare data record from at least one of the sets of healthcare data records that is relevant to a target individual.

**[0083]** The analyze module **610** may, according to an embodiment, analyze the result of associating each individual of the plurality of individuals with at least one healthcare data record from at least one set of healthcare data records and the result of identifying the health care data record relevant to the target individual. For example, as shown in FIG. 8, analyzing may result in the generation of a complete patient history. In one embodiment, the analyze module **610** may include grouping the plurality of individuals into separate population cohorts and identifying the population cohorts to which the target individual is grouped, as shown in FIG. 10. In another embodiment, the analyze module **610** may include attributing a clinical condition to the target individual using a predictive model, while in another embodiment, the analyze module **610** may include estimating a cost of treatment for the target individual, as shown in FIG. 9. According to one embodiment, the analyze module **610** may further include identifying a clinical and financial risk associated with the target individual or generating a care plan for the target individual. In yet another embodiment, the analyze module **610** may include calculating and displaying a confidence level for a healthcare decision made available to the user of the user interface display, wherein the healthcare decision is associated with the target individual.

**[0084]** FIG. 7 illustrates one embodiment of a method **700** for providing health intelligence. In one embodiment, the method **700** starts at block **702** with receiving multiple sets of healthcare data records. In one embodiment, the multiple sets of healthcare data records may include claims, clinical, admin, billing, patient reported outcome healthcare data records, and/or other data records for a plurality of individuals. FIG. 12 is an illustration showing a system diagram

including data inputs and segmentation of functionality across the system according to one embodiment of the disclosure.

**[0085]** At block **704**, the method **700** may include matching at least one healthcare data record from each set of healthcare data records to each of a plurality of individuals. Each individual of the plurality of individuals may be associated with at least one healthcare data record from at least one set of healthcare data records.

**[0086]** The method **700** may further include, at block **706**, identifying a healthcare data record from at least one of the sets of healthcare data records that is relevant to a target individual. In one embodiment, the method **700** may further include, at block **708**, analyzing the result of associating each individual of the plurality of individuals with at least one healthcare data record and the result of identifying the health care data record relevant to the target individual.

**[0087]** For example, as shown in FIG. 8, analyzing may result in the generation of a complete patient history. The complete patient history may include personal information such as date of birth, gender, preferred language, a calculated risk score, a payer, an attributed provider, and an appointment schedule. The complete patient history may also include a list of problems and whether the problems were resolved, a list of prescribed medications and filling dates, and vital signs and other clinical information such as weight, height, and blood pressure measurements. The analysis performed to obtain the patient summary displayed in FIG. 8 is made possible by receiving data records from multiple sources and matching records between the sources. For example, the problem list may be assembled from patient diagnosis, the medication list from patient records, and the information regarding when the prescriptions was refilled from billing information.

**[0088]** In one embodiment, analyzing may include grouping the plurality of individuals into separate population cohorts and identifying the population cohorts to which the target individual is grouped, as shown in FIG. 10. Grouping on a patient dashboard may be accomplished by applying filters, such as a provider filter, a reason for contact filter, and/or a status filter. The list of patients matching the applied filters may include data regarding and/or be sorted by patient, provider, reason for contact, status, details, and/or contact priority. In one embodiment, the display may illustrate care coordination measures including CHF admissions, readmissions, COPD admissions, and medication reconciliation.

**[0089]** In one embodiment, analyzing may include grouping the plurality of individuals into reporting categories such as location. For example, a graphical display, such as a geographical map separated into geographical regions, may illustrate data obtained from multiple sources, as shown in FIG. 14.

**[0090]** In another embodiment, analyzing may include attributing a clinical condition to the target individual using a predictive model, while in another embodiment, analyzing may include estimating a cost of treatment for the target individual, as shown in FIGS. 9 and 13. For example, an encounter history of FIG. 9 may include recent visits to medical providers, clinical values from those visits, and calculated costs. The information may be compiled, for example, from clinical health care records and billing health care records. The information may also be computed for a particular provider. For example, FIG. 13 illustrates performance of a provider with respect to particular patients. That is, outcomes and costs for treating particular patients by a particular provider



may be graphically illustrated, as shown in FIG. 13. The patients for a provider may be filtered by, for example, preventative care, care coordination, diabetes management, and/or patient experience. Results for the provider in treating a group of patients matching the filter may include calculating an average risk score, calculating a P4P performance forecast, and/or calculating outcomes for the patients compared to system averages. For example, the display of FIG. 13 may report the number of the provider's patients matching the filter criteria having a blood pressure greater than 140/90 compared to a system average.

**[0091]** In another embodiment, analyzing may include defining a patient care plan for the target individual using the classifications and categories defined by the Pathways application, allowing clinical staff to define new care plans based on historical information, as shown in FIG. 11. A clinical staff member may draw a pathway of care for an individual to include steps of care, such as obtaining prescriptions, obtaining vaccines, receiving educational materials, scheduling follow-up calls, and/or scheduling follow-up appointments. The pathway may be drawn by dragging and dropping available boxes into the flow of the pathway. The display may identify specific opportunities and actions available for a particular patient by analyzing data from multiple sources. For example, when drawing a care pathway for a patient with asthma or a patient at risk for asthma, a "medication education" box may appear in a list of opportunities to add to the care pathway.

**[0092]** According to one embodiment, analyzing may further include identifying a clinical and financial risk associated with the target individual or generating a care plan for the target individual. In yet another embodiment, analyzing may include calculating and displaying a confidence level for a healthcare decision made available to the user of the user interface display, wherein the healthcare decision is associated with the target individual.

**[0093]** Referring back to FIG. 7, the method 700 may further include, at block 710, outputting information to a user interface display based, in part, on the analysis, and identifying a user accessing the user interface display.

**[0094]** All of the methods disclosed and claimed herein can be made and executed without undue experimentation in light of the present disclosure. While the apparatus and methods of this invention have been described in terms of preferred embodiments, it will be apparent to those of skill in the art that variations may be applied to the methods and in the steps or in the sequence of steps of the method described herein without departing from the concept, spirit and scope of the invention. In addition, modifications may be made to the disclosed apparatus, and components may be eliminated or substituted for the components described herein where the same or similar results would be achieved. All such similar substitutes and modifications apparent to those skilled in the art are deemed to be within the spirit, scope, and concept of the invention as defined by the appended claims.

**[0095]** Although the present disclosure and its advantages have been described in detail, it should be understood that various changes, substitutions and alterations can be made herein without departing from the spirit and scope of the disclosure as defined by the appended claims. Moreover, the scope of the present application is not intended to be limited to the particular embodiments of the process, machine, manufacture, composition of matter, means, methods and steps described in the specification. As one of ordinary skill in the art will readily appreciate from the present processes, dis-

sure, machines, manufacture, compositions of matter, means, methods, or steps, presently existing or later to be developed that perform substantially the same function or achieve substantially the same result as the corresponding embodiments described herein may be utilized according to the present disclosure. Accordingly, the appended claims are intended to include within their scope such processes, machines, manufacture, compositions of matter, means, methods, or steps.

What is claimed is:

**1.** A method of providing healthcare intelligence and analytics, comprising:

receiving a plurality of sets of healthcare data records; matching at least one healthcare data record from each set of the sets of healthcare data records to each of a plurality of individuals;

identifying a healthcare data record from at least one of the sets of healthcare data records that is relevant to a target individual;

analyzing the result of associating each individual of the plurality of individuals with at least one healthcare data record from at least one set of healthcare data records and the result of identifying the health care data record relevant to the target individual; and

outputting information to a user interface display based, in part, on the analysis.

**2.** The method of claim 1, further comprising allowing management of the target individual's care and wellbeing through processes and user interfaces.

**3.** The method of claim 2, wherein the step of allowing management comprises allowing viewing of clinical, financial and administrative data for a target patient to assist in their health care and allowing capture of additional data and activities associated with that care.

**4.** The method of claim 1, further comprising applying a rule to the analyzed data to identify data from the plurality of sets of healthcare data records relevant to a condition of the target individual.

**5.** The method of claim 4, wherein the rule is at least one of a clinical, financial, and administrative rule.

**6.** The method of claim 1, wherein the step of receiving comprises receiving at least two of a set of claims healthcare data records, a set of clinical healthcare data records, a set of billing healthcare data records, and a set of patient report outcomes healthcare data records, wherein each set of healthcare data records comprises a plurality of healthcare data records.

**7.** The method of claim 1, further comprising identifying a user accessing the user interface display, wherein the information output to the user interface display is unique for the user accessing the user interface display.

**8.** The method of claim 1, wherein analyzing comprises: grouping the plurality of individuals into separate population cohorts; and

identifying the population cohorts to which the target individual is grouped.

**9.** The method of claim 1, wherein analyzing comprises attributing clinical conditions and classifications to the target individual using at least one of a predictive model and a clinical-based rule.

**10.** The method of claim 1, wherein analyzing comprises calculating historic costs and estimating predictive costs of treatment for the target individual.



11. The method of claim 1, wherein analyzing comprises identifying clinical and financial risks associated with the target individual.

12. The method of claim 1, wherein analyzing comprises generating a care plan for the target individual.

13. The method of claim 1, wherein analyzing comprises calculating and displaying a confidence level for a healthcare decision made available to the user of the user interface display, wherein the healthcare decision is associated with the target individual.

14. The method of claim 1, further comprising receiving a query in a domain specific language (DSL), wherein analyzing comprises analyzing according to the query.

15. The method of claim 1, wherein outputting comprises displaying at least one of tabular, graphical, and textual information.

16. An apparatus, comprising:  
a memory; and

a processor coupled to the memory, in which the processor is configured to execute the steps comprising:

receiving a plurality of sets of healthcare data records;

matching at least one healthcare data record from each set of the sets of healthcare data records to each of a plurality of individuals;

identifying a healthcare data record from at least one of the sets of healthcare data records that is relevant to a target individual;

analyzing the result of associating each individual of the plurality of individuals with at least one healthcare data record from at least one set of healthcare data records and the result of identifying the health care data record relevant to the target individual; and

outputting information to a user interface display based, in part, on the analysis.

17. The apparatus of claim 16, in which the processor is also configured to execute the step of allowing management of the target individual's care and wellbeing through processes and user interfaces.

18. The apparatus of claim 17, in which the processor is also configured to execute the step of allowing viewing of clinical, financial and administrative data for a target patient to assist in their health care and allowing capture of additional data and activities associated with that care.

19. The apparatus of claim 16, in which the processor is also configured to execute the step of applying a rule to the analyzed data to identify data from the plurality of sets of healthcare data records relevant to a condition of the target individual.

20. The apparatus of claim 19, wherein the rule is at least one of a clinical, financial, and administrative rule.

21. The apparatus of claim 16, wherein the step of receiving comprises receiving at least two of a set of claims healthcare data records, a set of clinical healthcare data records, a set of billing healthcare data records, and a set of patient report outcomes healthcare data records, wherein each set of healthcare data records comprises a plurality of healthcare data records.

22. The apparatus of claim 16, in which the processor is also configured to execute the step of identifying a user accessing the user interface display, wherein the information output to the user interface display is unique for the user accessing the user interface display.

23. The apparatus of claim 19, wherein analyzing comprises:

grouping the plurality of individuals into separate population cohorts; and

identifying the population cohorts to which the target individual is grouped.

24. The apparatus of claim 19, wherein analyzing comprises attributing clinical conditions and classifications to the target individual using at least one of a predictive model and a clinical-based rule.

25. The apparatus of claim 19, wherein analyzing comprises calculating historic costs and estimating predictive costs of treatment for the target individual.

26. The apparatus of claim 19, wherein analyzing comprises identifying clinical and financial risks associated with the target individual.

27. The apparatus of claim 19, wherein analyzing comprises generating a care plan for the target individual.

28. The apparatus of claim 19, wherein analyzing comprises calculating and displaying a confidence level for a healthcare decision made available to the user of the user interface display, wherein the healthcare decision is associated with the target individual.

29. The apparatus of claim 16, in which the processor is also configured to execute the step of receiving a query in a domain specific language (DSL), wherein analyzing comprises analyzing according to the query.

30. The apparatus of claim 19, wherein outputting comprises displaying at least one of tabular, graphical, and textual information.

31. A computer program product, comprising:

a non-tangible computer readable medium comprising code to perform the steps comprising:

receiving a plurality of sets of healthcare data records;

matching at least one healthcare data record from each set of the sets of healthcare data records to each of a plurality of individuals;

identifying a healthcare data record from at least one of the sets of healthcare data records that is relevant to a target individual;

analyzing the result of associating each individual of the plurality of individuals with at least one healthcare data record from at least one set of healthcare data records and the result of identifying the health care data record relevant to the target individual; and

outputting information to a user interface display based, in part, on the analysis.

32. The computer program product of claim 31, in which the medium further comprises code to perform the step of allowing management of the target individual's care and wellbeing through processes and user interfaces.

33. The computer program product of claim 32, in which the medium further comprises code to perform the step of allowing viewing of clinical, financial and administrative data for a target patient to assist in their health care and allowing capture of additional data and activities associated with that care.

34. The computer program product of claim 31, in which the medium further comprises code to perform the step of applying a rule to the analyzed data to identify data from the plurality of sets of healthcare data records relevant to a condition of the target individual.

35. The computer program product of claim 34, wherein the rule is at least one of a clinical, financial, and administrative rule.

**36.** The computer program product of claim **31**, wherein the step of receiving comprises receiving at least two of a set of claims healthcare data records, a set of clinical healthcare data records, a set of billing healthcare data records, and a set of patient report outcomes healthcare data records, wherein each set of healthcare data records comprises a plurality of healthcare data records.

**37.** The computer program product of claim **31**, in which the medium further comprises code to perform the step of identifying a user accessing the user interface display, wherein the information output to the user interface display is unique for the user accessing the user interface display.

**38.** The computer program product of claim **31**, wherein analyzing comprises:

grouping the plurality of individuals into separate population cohorts; and

identifying the population cohorts to which the target individual is grouped.

**39.** The computer program product of claim **31**, wherein analyzing comprises attributing clinical conditions and classifications to the target individual using at least one of a predictive model and a clinical-based rule.

**40.** The computer program product of claim **31**, wherein analyzing comprises calculating historic costs and estimating predictive costs of treatment for the target individual.

**41.** The computer program product of claim **31**, wherein analyzing comprises identifying clinical and financial risks associated with the target individual.

**42.** The computer program product of claim **31**, wherein analyzing comprises generating a care plan for the target individual.

**43.** The computer program product of claim **31**, wherein analyzing comprises calculating and displaying a confidence level for a healthcare decision made available to the user of the user interface display, wherein the healthcare decision is associated with the target individual.

**44.** The computer program product of claim **31**, in which the medium further comprises code to perform the step of receiving a query in a domain specific language (DSL), wherein analyzing comprises analyzing according to the query.

**45.** The computer program product of claim **31**, wherein outputting comprises displaying at least one of tabular, graphical, and textual information.

\* \* \* \* \*