



US00D959229S

(12) **United States Design Patent**  
**Weber et al.**

(10) **Patent No.:** **US D959,229 S**

(45) **Date of Patent:** **\*\* Aug. 2, 2022**

- (54) **SAW**
- (71) Applicant: **Fiskars Finland Oy Ab**, Helsinki (FI)
- (72) Inventors: **Emery Weber**, Helsinki (FI); **Colin Roberts**, Helsinki (FI); **Sara Kasbekar**, Helsinki (FI); **Stephen Dechant**, Helsinki (FI)
- (73) Assignee: **FISKARS FINLAND OY AB**, Helsinki (FI)
- (\*\*) Term: **15 Years**
- (21) Appl. No.: **29/754,889**
- (22) Filed: **Oct. 15, 2020**
- (51) **LOC (13) Cl.** ..... **08-03**
- (52) **U.S. Cl.**  
USPC ..... **D8/97; D8/95**
- (58) **Field of Classification Search**  
USPC ..... D8/95, 96, 97, 98, 99, 100, 105, 107;  
D22/118  
CPC .. B26B 1/08; B26B 5/00; B26B 5/001; B26B 5/002; B26B 5/003; B26B 5/006; B26B 1/00; B23D 51/01; B23D 51/10; B23D 49/14; B23D 49/10  
See application file for complete search history.

- 6,463,663 B1 \* 10/2002 Kanzawa ..... B23D 51/03  
30/160
  - D466,784 S \* 12/2002 Chen ..... D8/107
  - D468,614 S \* 1/2003 Kanzawa ..... D8/107
  - D500,240 S \* 12/2004 Fancelli ..... D8/97
  - D513,956 S \* 1/2006 Tran ..... D8/95
  - 7,065,885 B1 \* 6/2006 Chen ..... B23D 51/10  
30/331
  - 7,093,367 B1 \* 8/2006 Huang ..... B23D 51/01  
30/161
  - D528,892 S \* 9/2006 Okada ..... D8/97
  - D664,823 S \* 8/2012 Pringnitz ..... D8/95
- (Continued)

*Primary Examiner* — Philip S Hyder  
(74) *Attorney, Agent, or Firm* — Leason Ellis LLP

(57) **CLAIM**

The ornamental design for a saw, as shown and described.

**DESCRIPTION**

The patent or application file contains at least one drawing executed in color. Copies of this patent or patent application publication with color drawing(s) will be provided by the Office upon request and payment of the necessary fee.

FIG. 1 is a perspective view of our saw according to our new design;

FIG. 2 is a left-side view thereof;

FIG. 3 is a right-side view thereof;

FIG. 4 is a front view thereof;

FIG. 5 is a rear view thereof;

FIG. 6 is a top plan view thereof; and,

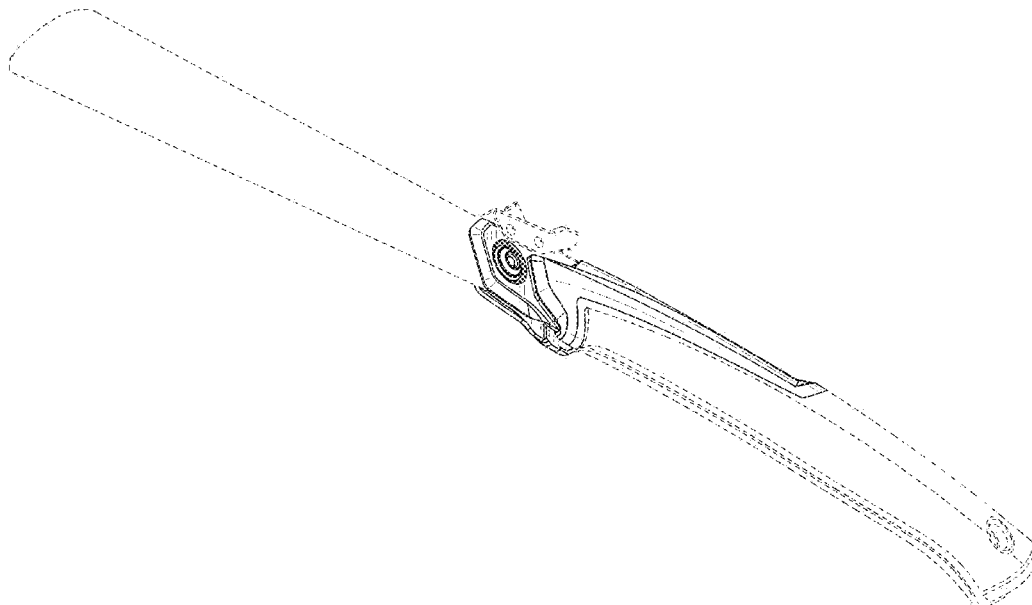
FIG. 7 is bottom plan view thereof.

The broken lines depict portions of the saw in which the design is embodied, that form no part of the claimed design. Conventional shading is illustrated for purposes of highlighting the line drawings, but forms no part of the claimed design.

**1 Claim, 7 Drawing Sheets**  
**(3 of 7 Drawing Sheet(s) Filed in Color)**

(56) **References Cited**  
U.S. PATENT DOCUMENTS

- D257,943 S \* 1/1981 Finlay ..... D8/95
- D299,413 S \* 1/1989 DeCarolis ..... D8/107
- D307,383 S \* 4/1990 Huang ..... D8/107
- D346,937 S \* 5/1994 Backman ..... D8/7
- D357,166 S \* 4/1995 Concari ..... D8/107
- 5,661,908 A \* 9/1997 Chen ..... B23D 51/01  
30/125
- D397,281 S \* 8/1998 Hsu ..... D8/95



(56)

**References Cited**

U.S. PATENT DOCUMENTS

8,707,564 B2 \* 4/2014 Burch ..... B23D 61/123  
30/155  
D706,593 S \* 6/2014 Meiller ..... D8/9  
D847,601 S \* 5/2019 Dechant ..... D8/95  
D878,880 S \* 3/2020 Roberts ..... D8/5  
10,661,365 B2 \* 5/2020 Rowlay ..... B26B 1/046  
2009/0217536 A1 \* 9/2009 Medhurst ..... B26B 11/00  
30/337  
2016/0067803 A1 \* 3/2016 Kohl ..... B27B 21/00  
30/161  
2018/0099339 A1 \* 4/2018 Rowlay ..... B26B 1/042  
2020/0130167 A1 \* 4/2020 Miyawaki ..... B25G 3/38

\* cited by examiner

FIG. 1

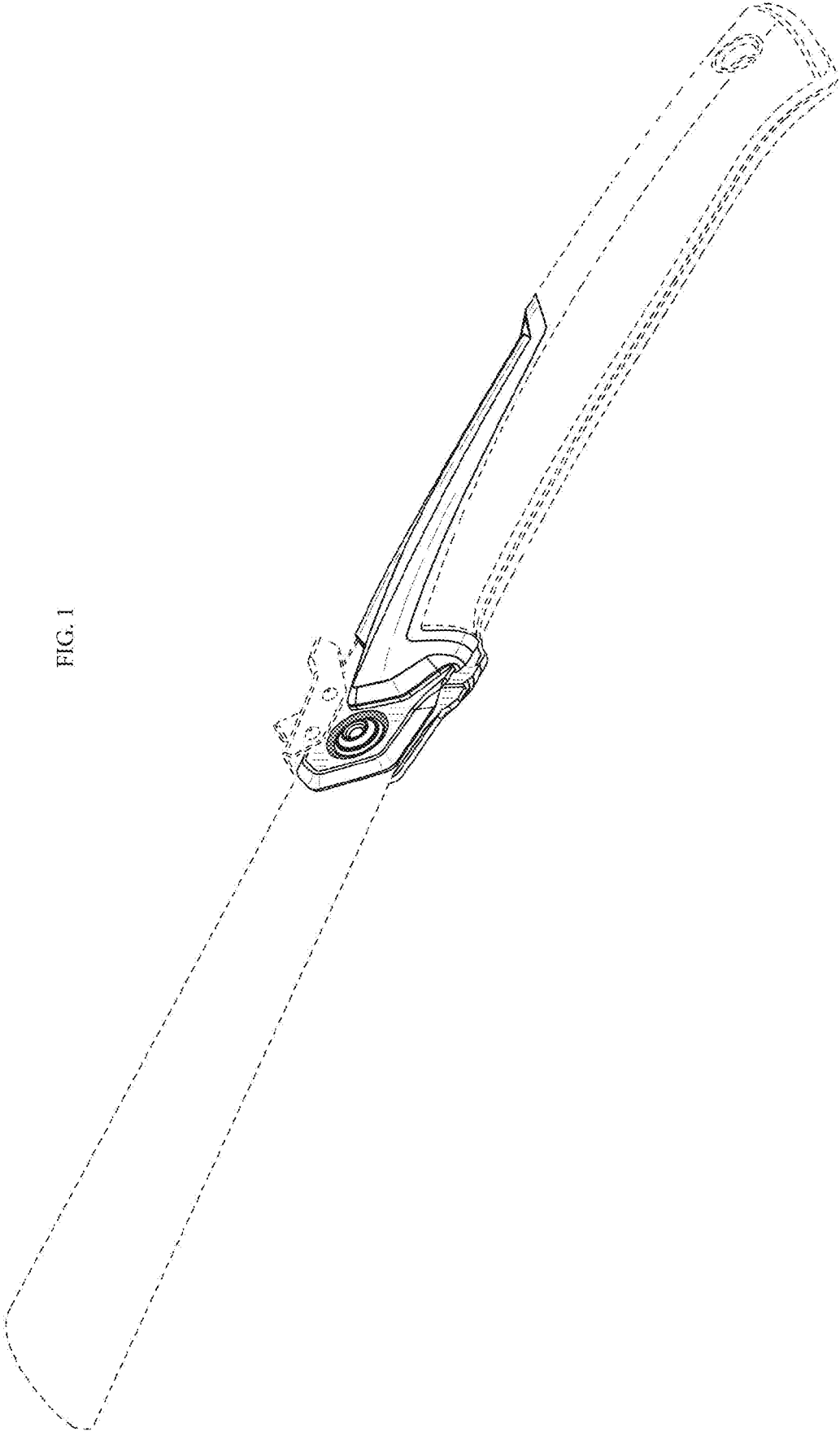


FIG. 2

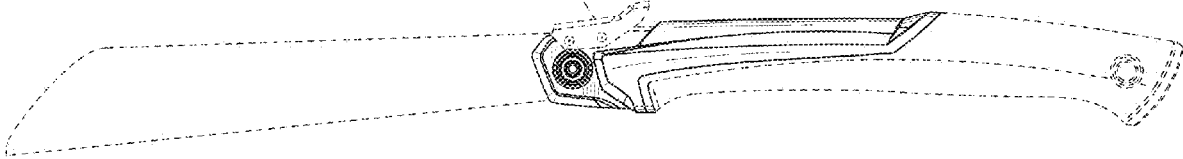


FIG. 3

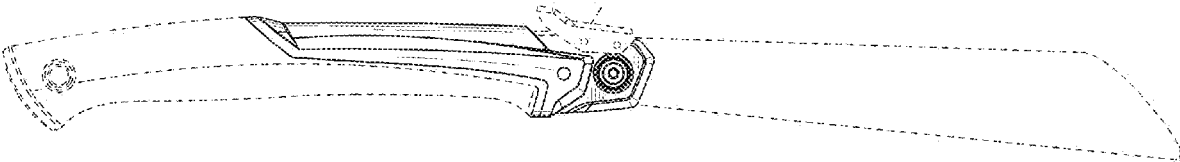


FIG. 4

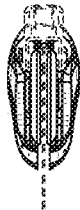


FIG. 5



FIG. 6





FIG. 7

