

(19) World Intellectual Property Organization
International Bureau



(43) International Publication Date
1 July 2004 (01.07.2004)

PCT

(10) International Publication Number
WO 2004/056063 A1

(51) International Patent Classification⁷: H04L 29/06, 12/26

(21) International Application Number: PCT/CA2003/000724

(22) International Filing Date: 14 May 2003 (14.05.2003)

(25) Filing Language: English

(26) Publication Language: English

(30) Priority Data: 60/433,032 13 December 2002 (13.12.2002) US

(71) Applicant (for all designated States except US): CETACEA NETWORKS CORPORATION [CA/CA]; 3708 West 36th Avenue, Vancouver, British Columbia V6N 2S4 (CA).

(72) Inventor; and

(75) Inventor/Applicant (for US only): MACISAAC, Gary, Lorne [CA/CA]; 3708 West 36th Avenue, Vancouver, British Columbia V6N 2S4 (CA).

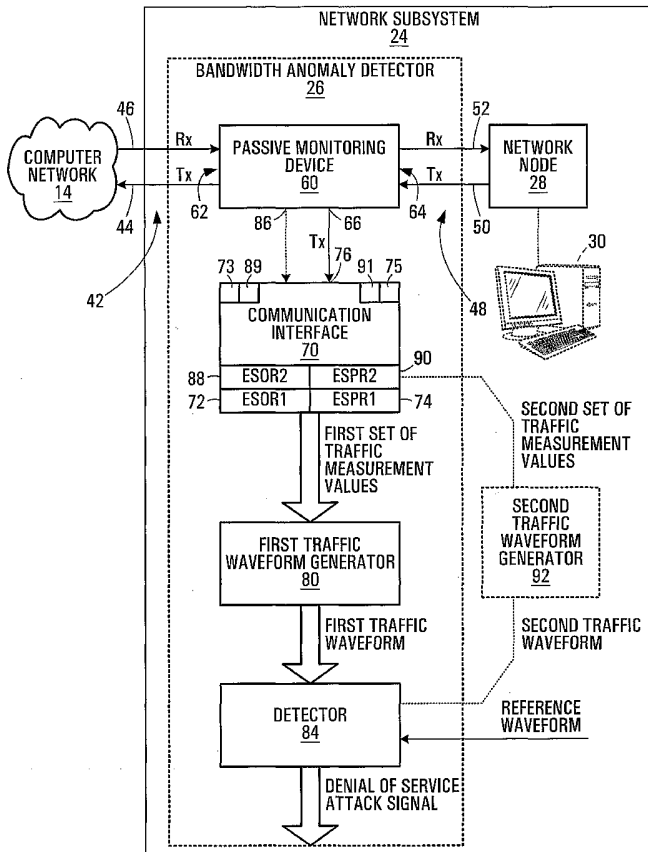
(74) Agent: SMART & BIGGAR; Knox, John, W., Box 11560, Vancouver Centre, 650 West Georgia Street, Suite 2200, Vancouver, British Columbia V6B 4N8 (CA).

(81) Designated States (national): AE, AG, AL, AM, AT, AU, AZ, BA, BB, BG, BR, BY, BZ, CA, CH, CN, CO, CR, CU, CZ, DE, DK, DM, DZ, EC, EE, ES, FI, GB, GD, GE, GH, GM, HR, HU, ID, IL, IN, IS, JP, KE, KG, KP, KR, KZ, LC, LK, LR, LS, LT, LU, LV, MA, MD, MG, MK, MN, MW, MX, MZ, NI, NO, NZ, OM, PH, PL, PT, RO, RU, SC, SD, SE, SG, SK, SL, TJ, TM, TN, TR, TT, TZ, UA, UG, US, UZ, VC, VN, YU, ZA, ZM, ZW.

(84) Designated States (regional): ARIPO patent (GH, GM, KE, LS, MW, MZ, SD, SL, SZ, TZ, UG, ZM, ZW), Eurasian patent (AM, AZ, BY, KG, KZ, MD, RU, TJ, TM),

[Continued on next page]

(54) Title: NETWORK BANDWIDTH ANOMALY DETECTOR APPARATUS AND METHOD FOR DETECTING NETWORK ATTACKS USING CORRELATION FUNCTION



(57) Abstract: A method of detecting bandwidth anomalies in a communication system involves receiving a first traffic waveform representing a time distribution of data volume in a first direction in the data communication system in a first period of time, producing a correlation value representing a correlation of the first traffic waveform with a reference waveform, and producing a denial of service attack signal when the correlation value satisfies a criterion.

WO 2004/056063 A1



European patent (AT, BE, BG, CH, CY, CZ, DE, DK, EE, ES, FI, FR, GB, GR, HU, IE, IT, LU, MC, NL, PT, RO, SE, SI, SK, TR), OAPI patent (BF, BJ, CF, CG, CI, CM, GA, GN, GQ, GW, ML, MR, NE, SN, TD, TG).

For two-letter codes and other abbreviations, refer to the "Guidance Notes on Codes and Abbreviations" appearing at the beginning of each regular issue of the PCT Gazette.

Published:

— *with international search report*

NETWORK BANDWIDTH ANOMALY DETECTOR APPARATUS AND METHOD FOR DETECTING NETWORK ATTACKS USING CORRELATION FUNCTION

BACKGROUND OF THE INVENTION

5 **Field of Invention**

This invention relates generally to computer networks and security, network bandwidth abuse associated with Distributed Denial of Service attacks and more particularly to a network bandwidth anomaly detector apparatus, method, signals and medium.

10

Description of Related Art

The rapid expansion of high-speed personal Internet connections and the use of the World Wide Web for commerce, entertainment and education provides significant benefits to the global user community. The wide-spread, low cost and continuous availability of web-based information services has resulted in developments ranging from new business models to portals which provide access to government and education services, to the rapid and free exchange of ideas and information for all members of the Internet community.

15

20

Because the Internet is so widely available to the public it is vulnerable to being disrupted by various malicious exploits of network protocol behaviours which are fundamental to the operation of the Internet. The malicious exploits include the creation and dissemination of rapidly propagating computer viruses which target particular operating systems or applications, abuses of network protocol features such as packet broadcasting and TCP/IP connection establishment, and intrusions into network-connected computer systems.

25

30

The perpetrators of such malicious exploits often take advantage of computer operating system flaws and basic human errors in system configuration such as poor choices for access control passwords. System administrators and users can attempt to minimize the vulnerabilities of their computer systems by

-2-

changing procedures, applying software patches, and the like. It is inevitable that software bugs will continue to appear, user configuration errors will be made and attackers will uncover previously unknown weaknesses in systems or will modify current attack software in new ways.

5

Even secure computer systems are vulnerable to having their Internet connectivity disrupted. One type of malicious Internet activity, which can produce significant disruption to users of Internet web sites, Domain Name Servers and/or core routers, includes the so-called "distributed denial of service" (DDoS) attack. These attacks are very difficult to defend against because they make use of functions which are fundamental to the operation of the Internet itself.

10

DDoS attacks are characterized by the compromise of many different computer systems, often scattered across the Internet, along with the installation of drone software agents on the compromised computers. The compromised attacking systems may number in the tens, hundreds or even thousands of computers. The drone software agents cause each of the compromised computers to launch a coordinated flood of packets. The packets are all addressed to a selected target system. The packets may comprise, for example, continuous streams of Transmission Control Protocol (TCP), User Datagram Protocol (UDP) and/or Internet Control Message Protocol (ICMP) packets all directed at the target system. These protocols are implemented at the Internet layer and the transport layer which are described in Internet Engineering Task Force ("IETF") RFC Standard 1122 and related RFC documents.

15

20

25

Dealing with the incoming packets generated by the compromised computer system consumes so much of the resources of the target computer system that it is incapable of servicing normal requests. Often a denial of service attack of this type can last for an extended period of time making a target server unavailable for the duration of the attack. Further, the flood of packets

30

-3-

all addressed to a target system can overload the packet processing capability of routers located near the target system. Thus a distributed denial of service attack can affect users of computer systems which are not directly targeted by the attack.

5

DDoS attacks are very difficult to trace to their source. In almost all cases, the source Internet Protocol (IP) addresses found in the flooding packets have been spoofed, that is altered to a false value, thereby providing no information about the true identity of the originating systems.

10

A detailed description of the software agents used in distributed denial of service attacks can be found at the Computer Emergency Response Team web site operated by the Carnegie-Mellon University Software Engineering Institute, "CERT Advisory CA-2000-0 1 Denial-of-Service Developments".

15

There exist some systems which may provide some means for identifying signatures of known drone agents and/or limiting the ability of drones to spoof the source address of packets used in attacks. Packet filtering firewalls such as described, for example, in U.S. Patent No. 5,606,668 issued February 25, 1997 and entitled "*System for Securing Inbound and Outbound Data Packet Flow in a Computer Network*", can be used to block certain packets before they reach a particular computer or network. A packet filtering firewall inspects the contents of the header of each packet received at the firewall and applies a set of rules to determine what should be done with the packet. As more rules are applied to the firewall, performance suffers and firewall maintenance increases. However, a packet filtering firewall does not provide an effective defense against a DDoS attack because the firewall itself can become overwhelmed by the incoming packets.

20

25

30

Intrusion detection systems can be used to determine when a computer system is being comprised. U.S. Patent No, 6,088,804 entitled "*Adaptive System and Method for Responding to Computer Network Security Attacks*",

-4-

describes one such system which uses agents and adaptive neural network technology to learn simulated attack signatures (e.g. virus patterns). A disadvantage of this system is that real attack signatures may not be similar to the simulated signatures and new signatures for which no training has been carried out may go completely undetected. Another system described in U.S. Patent No, 5,892,903 entitled "*Method and Apparatus for Detecting and Identifying Security Vulnerabilities in an Open Network Computer Communication System*", tests computers and network components for known vulnerabilities and provides reports for action by network management staff. However, this system requires a database of known vulnerabilities and detailed computer-system-specific descriptions of vulnerable components. Furthermore, these prior art system implementations depend upon operating system specific and packet content specific information to identify attack signatures on compromised computers. A summary of intrusion detection systems is described in the paper by Debar, *et al* (1999), *Towards a Taxonomy of Intrusion-Detection Systems*, Computer Networks 31: 805-822.

There will always be Internet computer systems which are vulnerable to being compromised and which can be used to launch DDoS attacks against other computer systems. In this constantly evolving environment, intrusion detection systems will naturally lag in detection capabilities. Encryption techniques and other stealth methods are routinely used by attack perpetrators to avoid detection of drone agents and the interception of communications between the malicious user, the master agents and the drone agents.

There is currently no easy method to discover the path from the target of an attack to the sources of the attack. Locating the source systems is a time-consuming process involving the detailed examination of system and router logs and extensive human communication and cooperation among the affected parties to exchange evidence. One system which attempts to address this issue is described in WO/01/46807. However, this system requires significant changes to router software and automated access to

-5-

routers belonging to multiple Internet Service Providers (ISPs). This level of access is unlikely between competing ISPs.

5 Prior art in the field of network security and intrusion detection has focussed on examination of packet contents and higher level protocol analysis (for example, TCP layer connection handshaking and flow identification) to detect abnormal network data traffic. These systems and methods involve careful examination of all packets traversing a data link and require significant processing and memory resources as well as more complex configuration by
10 network management personnel.

Current methods focus on protecting the targets of DDoS attacks or the ISP core routers. The above methods fail to quickly detect the onset of malicious bandwidth consumption adjacent to the source and are not capable of
15 immediately detecting abnormal changes in network traffic, in an automatic or user controlled manner, which is independent of the upper layer network protocols used to mount the attack.

SUMMARY OF THE INVENTION

20 The present invention addresses the above problem by providing a method of detecting bandwidth anomalies in a data communication system. The method is capable of detecting bandwidth anomalies of the type that occur as a result of a Distributed Denial of Service Attack on a network. In a very basic form, the method involves receiving a first traffic waveform representing a time
25 distribution of data volume in a first direction in the data communication system in a first period of time, producing a correlation value representing a correlation of the first traffic waveform with a reference waveform, and producing a denial of service attack signal when the correlation value satisfies a criterion.

30

Producing a denial of service attack signal may involve producing the denial of service attack signal when the correlation value is less than a reference

-6-

value. Producing a denial of service attack signal may involve determining whether the correlation value is less than the reference value.

5 The method may involve generating the first traffic waveform in response to a first set of traffic measurement values. Generating the first traffic waveform may involve subjecting the first set of traffic measurement values to a Discrete Wavelet Transform. Haar wavelet filter coefficients may be used in the Discrete Wavelet Transform. The Discrete Wavelet Transform may produce a first component representing the first traffic waveform. Producing the
10 correlation value may involve correlating the first component with the reference waveform.

The same processor circuit may be used to generate the first traffic waveform and to correlate the first traffic waveform with the reference waveform.
15

The method may further include monitoring data in the first direction and producing the first set of traffic measurement values in response thereto.

Producing the first set of traffic measurement values may involve producing
20 values representing a property of an Ethernet statistics group in a remote monitoring protocol.

A processor circuit may be used to produce the first traffic waveform and to communicate with a communication interface to receive the values
25 representing the property of an Ethernet statistics group.

Monitoring data in the first direction may involve at least one of: counting packets and counting octets, in the first direction.

30 A processor circuit operable to produce the first traffic waveform may be configured to communicate with at least one of a packet counter and an octet counter to receive values representing the first set of traffic measurement

-7-

values. The processor circuit may be configured to implement the packet counter and/or the octet counter.

5 The method may further involve passively monitoring the data in the first direction.

The method may further involve signaling an operator in response to the denial of service attack signal.

10 The method may further involve controlling at least one of transmission and reception of data from the network in response to the denial of service attack signal.

15 The method may further involve receiving a second traffic waveform representing a time distribution of data volume in a second direction on the data communication system in a second period of time, and using the second traffic waveform as the reference waveform to produce the correlation value.

20 The method may involve generating the first and second traffic waveforms in response to first and second sets of traffic measurement values, representing traffic in first and second directions on the network, respectively.

25 Generating the first and second traffic waveforms may involve subjecting the first and second sets of traffic measurement values respectively, to a Discrete Wavelet Transform. Haar wavelet filter coefficients may be used in the Discrete Wavelet Transform. The Discrete Wavelet Transform may produce a first component, representing the first traffic waveform and a second component, representing the second traffic waveform. Producing the correlation value may comprise correlating the first and second components.

30 The method may involve implementing the traffic waveform generator in a processor circuit used to produce the correlation value.

The method may involve monitoring data in the first and second directions and producing the first and second sets of traffic measurement values respectively in response thereto.

5

Producing traffic measurement values may involve producing values representing a property of an Ethernet statistics group in a remote monitoring protocol, for each of the first and second directions.

10

The method may involve causing a processor circuit operable to produce the first and second traffic waveforms to communicate with a communication interface to receive the values representing a property of an Ethernet statistics group.

15

Monitoring may involve counting at least one of packets and octets in each of the first and second directions.

The method may involve causing a processor circuit operable to produce the first and second traffic waveforms to communicate with a packet counter and/or an octet counter to receive values representing the first and second sets of traffic measurement values.

20

The method may involve causing the processor circuit to implement at least one of the packet counter and the octet counter.

25

The method may involve passively monitoring data in the first and second directions.

The method may further involve signaling an operator in response to the denial of service attack signal.

30

The method may further involve controlling at least one of the transmission and reception of data from the network in response to the denial of service attack signal.

- 5 The first and/or second traffic waveforms may represent a statistical measure of first and second time distributions respectively of data volume in first and second directions.

10 In accordance with another aspect of the invention, there is provided an apparatus for detecting bandwidth anomalies in a data communication system. The apparatus includes provisions for receiving a first traffic waveform representing a time distribution of data volume in a first direction in the data communication system in a first period of time, provisions for producing a correlation value representing a correlation of the first traffic waveform with a reference waveform, and provisions for producing a denial of service attack signal when the correlation value satisfies a criterion.

15 In accordance with another aspect of the invention, there is provided a computer readable medium encoded with codes for directing a processor circuit to detect bandwidth anomalies in a data communication system, by causing the processor circuit to receive a first traffic waveform representing a time distribution of data volume in a first direction in the data communication system in a first period of time, produce a correlation value representing a correlation of the first traffic waveform with a reference waveform, and produce a denial of service attack signal when the correlation value satisfies a criterion.

20 In accordance with another aspect of the invention, there is provided a computer readable signal encoded with codes for directing a processor circuit to detect bandwidth anomalies in a data communication network, by causing the processor circuit to receive a first traffic waveform representing a time distribution of data volume in a first direction in the data communication

25

30

-10-

system in a first period of time, produce a correlation value representing a correlation of the first traffic waveform with a reference waveform, and produce a denial of service attack signal when the correlation value satisfies a criterion.

5

In accordance with another aspect of the invention, there is provided an apparatus for detecting bandwidth anomalies in a data communication system. The apparatus includes a processor circuit configured to receive a first traffic waveform representing a time distribution of data volume in a first direction in the data communication system in a first period of time, produce a correlation value representing a correlation of the first traffic waveform with a reference waveform, and produce a denial of service attack signal when the correlation value satisfies a criterion.

10

15

The processor circuit may be configured to determine whether the correlation value is less than a reference value and to produce the denial of service attack signal when the correlation value is less than the reference value.

20

The apparatus may further include a first traffic waveform generator operable to receive a first set of traffic measurement values and to produce the first traffic waveform in response thereto. The first traffic generator may be configured to produce the first traffic waveform by subjecting the first set of traffic measurement values to a Discrete Wavelet Transform. The first traffic waveform generator may be configured to use Haar wavelet filter coefficients in the Discrete Wavelet Transform and it may be configured to cause the Discrete Wavelet Transform to produce a first component representing the first traffic waveform.

25

30

The processor circuit may be configured to produce the correlation value by correlating the first component with the reference waveform.

-11-

The processor circuit may be configured to implement the first traffic waveform generator.

5 The apparatus may further include a communication interface operable to monitor data in the first direction and to produce the first set of traffic measurement values in response thereto. The communication interface may produce values representing a property of an Ethernet statistics group in a remote monitoring protocol. The processor circuit may be configured to communicate with the communication interface to receive the values
10 representing a property of an Ethernet statistics group, the values representing the first set of traffic measurement values.

The communication interface may include at least one of a packet counter and an octet counter operable to count a corresponding one of packets and
15 octets of data in the first direction. The processor circuit may be configured to communicate with the communication interface to receive values produced by at least one of the packet counter and the octet counter, the values representing the first set of network traffic measurement values.

20 The processor circuit may be configured to implement the communication interface.

The apparatus may further include a passive monitor operable to passively monitor data in the first direction and to provide a copy of the data in the first
25 direction to the communication interface.

The apparatus may include a signaling device for signaling an operator in response to the denial of service attack signal.

30 The apparatus may include a communication control device for controlling at least one of the transmission and reception of data from the network in response to the denial of service attack signal.

-12-

5 The processor circuit may be configured to receive a second traffic waveform representing a time distribution of data volume in a second direction in the data communication network in a second period of time, and use the second traffic waveform as the reference waveform to produce the correlation value.

10 The apparatus may further include a traffic waveform generator operable to receive first and second sets of traffic measurement values and to produce the first and second traffic waveforms in response thereto or may employ first and second separate traffic waveform generators to produce the first and second traffic waveforms in response to the first and second sets of traffic measurement values respectively.

15 The traffic waveform generator(s) may be configured to produce the first and second traffic waveforms by subjecting the first and second sets of traffic measurement values respectively, to a Discrete Wavelet Transform.

20 The traffic waveform generator(s) may be configured to use Haar wavelet filter values in the Discrete Wavelet Transform and may be configured to cause the Discrete Wavelet Transform to produce a first component, representing the first traffic waveform and a second component representing the second traffic waveform.

25 The processor circuit may be configured to produce the correlation value by correlating the first and second components.

The processor circuit may be configured to implement the traffic waveform generator(s).

30 The apparatus may further include a communication interface operable to monitor data in the first and second directions and to produce the first and second sets of traffic measurement values respectively in response thereto.

5 The communication interface may produce values representing a property of an Ethernet statistics group in a remote monitoring protocol, for each of the first and second directions. The processor circuit may be configured to communicate with the communication interface to receive the values representing a property of an Ethernet statistics group, for each direction, the values representing the first and second sets of traffic measurement values respectively.

10 The communication interface may include at least one of a packet counter and an octet counter operable to count a corresponding one of packets and octets of data for each of the first and second directions. The processor circuit may be configured to communicate with the communication interface to receive values produced by at least one of the packet counter and the octet
15 counter, the values representing the first and second sets of traffic measurement values.

The processor circuit may be configured to implement the communication interface.

20

The apparatus may further include a passive monitor operable to passively monitor data in the first and second directions and to provide copies of the data to the communication interface.

25 The apparatus may include a signaling device for signaling an operator in response to the denial of service attack signal.

The apparatus may include a communication control device for controlling at least one of the transmission and reception of data from the network in
30 response to the denial of service attack signal.

-14-

In a sense, the invention provides a way of interpreting the data traffic as a data traffic waveform and detecting the onset of abnormal levels of transmitted data traffic by analyzing characteristics of the data traffic waveform. In one embodiment, a data traffic waveform may be sampled by recording the frequency and volume, that is, the number of units of data traffic that are seen at a particular location on a full duplex computer network link in each of a plurality of time periods.

One benefit to detecting and subsequently neutralizing a DDoS attack is gained by blocking the outbound communications of the systems producing the malicious network traffic, preferably at the level of the individual computers infected with the DDoS agents. The method and apparatus herein may be employed to monitor bandwidth use at or near the edge of the network close to potential DDoS agents on source computers. Apparatus and methods according to the invention may be incorporated as a component of department-level Ethernet switches, routers or personal firewall hardware and firewall software, for example.

BRIEF DESCRIPTION OF THE DRAWINGS

The foregoing and other aspects of the invention will become more apparent from the following description of specific embodiments thereof and the accompanying drawings which illustrate, by way of example only, the principles of the invention. In the drawings:

Figure 1 is a schematic diagram of a data communication system employing a bandwidth anomaly detector according to one embodiment of the invention;

Figure 2 is a graphical representation of a first set of traffic measurement values representing data traffic in a first direction in the data communication system;

-15-

Figure 3 is a block diagram of a network subsystem of the communications system shown in Figure 1;

5 Figure 4 is a graph representing first and second waveforms representing a time distribution of data volume in first and second directions on the data communication system of Figure 1 for data that is not associated with a denial of service attack;

10 Figure 5 is a block diagram of a processor circuit according to one embodiment of the invention and an alternative embodiment thereof;

15 Figure 6 is a graph representing first and second waveforms representing a time distribution of data volume in first and second directions on the data communication system of Figure 1 for data that is associated with a denial of service attack;

Figures 7 and 8 are flow diagrams of a method executed by the processor circuit shown in Figure 5.

20

DETAILED DESCRIPTION

Referring to Figure 1, a system according to a first embodiment of the invention is shown generally at 10. The system includes a network of computers shown generally at 12 comprising a data communication system 25 14 such as an Intranet or Internet, and a plurality of nodes shown generally at 16 including networked devices such as, for example, a personal computer 18, a first server computer 20, a second server computer 22 and a network sub-system shown at 24. In this embodiment, the network subsystem includes a bandwidth anomaly detector shown generally at 26 and a network node 30 28 which may include a sub-network and/or any of a plurality of devices which would normally be connected to a computer network. Such devices may include, but are not limited to server computers, client computers, routers,

-16-

bridges, multi-port bridges (Ethernet switches), hubs, ATM switches, and wireless access points for example. The data communication system **14** may be local to a site thereby representing a Local Area Network (LAN) or may be global, for example, such as the Internet.

5

During the normal operation of the system **10** the networked devices **16** communicate with one another. For example, the client computer **18** may communicate with the server computers **20** or **22** or other client computers connected to the data communication system **14**. In all cases, communication between the networked devices **16** involves the use of several data transfer protocols. These protocols may be classified, for example, according to the OSI 7-layer model of network protocols. The protocols may include protocols from the TCP/IP protocol suite, for example.

10

15

A typical interaction between a client computer **18** and a server computer **30** such as a World Wide Web server associated with the network sub-system **24** involves the client computer **18** initiating a protocol connection with the server computer **30**, i.e., in the transmit and receive directions relative to the server computer **30**. This is followed by a plurality of data packet transfers between the client computer **18** and the server computer **30**. Eventually the protocol connection is terminated by either the client computer **18** or the server computer **30**. A plurality of such protocol connections between a plurality of client computers and a plurality of server computers results in an aggregation of packet transfers on the network. A detailed description of this process for the TCP/IP protocol suite is found in Stallings *High-speed Networks: TCP/IP and ATM Design Principles*, Prentice-Hall, 1998. In general, each networked device transmits data packets to the data communication system **14** for transmission to another networked device and each networked device is operable to receive from the data communication system **14** data packets originating at another networked device.

20

25

30

-17-

Normal communications conducted by one networked device with another networked device on the data communication system **14** normally appears "bursty" in the transmit and receive directions. Bandwidth anomalies such as those which occur due to a Distributed Denial of Service Attack appear as non-burst, or solid data transmissions. An example of normal communications between the client computer **18** and the server **30**, in the transmit direction, is shown generally at **40** in Figure **2**. Similar activity would be observed in the receive direction, for normal data traffic. An example of data volume associated with a Denial of Service Attack in the transmit direction is shown generally at **41** in Figure **2**. Similar activity would not be observed in the receive direction.

Referring back to Figure **1**, in the embodiment shown, the bandwidth anomaly detector **26** is used to monitor data packets travelling in at least one direction relative to the network subsystem **24** and produces a denial of service attack signal when a distributed denial of service attack is detected in that direction. This denial of service attack signal may be used to actuate a signaling device for signaling an operator and/or it may be used to actuate a communication control device for controlling at least one of the transmission and reception of data from the network in response to the denial of service attack signal.

An embodiment of an exemplary bandwidth anomaly detector is shown at **26** in Figure **3** and is depicted as a separate device in this embodiment, interposed between the data communication system **14** and the network node **28**. The bandwidth anomaly detector **26** may be located anywhere in the data communication system **14** where it can sample data traffic being transmitted between any two networked devices. However, a benefit may be obtained when the bandwidth anomaly detector **26** is located at or near the edge of the network, for example with Ethernet switches in a department-level communications room, close to potential Distributed Denial of Service agents.

-18-

For explanatory purposes, a link **42** between the data communication system **14** and the bandwidth anomaly detector **26** is depicted as having a first transmit data line **44** and a first receive data line **46**. Similarly, a second link **48** is provided between the bandwidth anomaly detector **26** and the network node **28** and includes a second transmit data line **50** and a second receive data line **52**. The first receive data line **46** receives data from the data communication system **14** destined for the network node **28**. The second transmit data line **50** carries data transmitted by the network node **28** destined for the data communication system **14**.

In this embodiment, data travelling on the transmit data lines **44** and **50** is considered to be travelling in a first (transmit) direction on the network and data travelling on receive data lines **46** and **52** is considered to be travelling in a second (receive) direction.

The bandwidth anomaly detector **26** is shown as a separate device but may be incorporated into an apparatus which itself acts as a network node. For example, the bandwidth anomaly detector may be incorporated into a router, bridge, multi-port bridge, hub, wireless access point, cable/DSL modem, firewall, or ATM switch, for example.

In this embodiment, the bandwidth anomaly detector **26** includes a passive monitoring device **60** having network side link connections **62** for connection to the first link **42** and having node side connections **64** for connecting to the network node **28**. The passive monitoring device **60** also has at least one output, in this embodiment output **66**, which is operable to supply a copy of each data unit appearing on the transmit line **50**. The passive monitoring device **60** simply taps off a copy of the data in at least one direction, in this instance the transmit direction. In general, the passive monitoring device **60** may be said to passively monitor data in the first direction and to make a copy of the data in the first direction available to another device. A typical passive

-19-

monitoring device that may be used in this application is provided by Net Optics Corporation of Sunnyvale, California.

5 The bandwidth anomaly detector **26** further includes a communication interface **70** which may include a network interface chip such as an Ethernet interface chip, switch processor, or security processor, for example. Alternatively, the communication interface **70** may be implemented by other components including discrete logic circuits and/or processor circuits, for example.

10

In this embodiment, the communication interface **70** includes an Ethernet interface chip having registers operable to provide values in accordance with a property of an Ethernet statistics group of an Ethernet remote monitoring protocol standard such as set forth in the Internet Engineering Task Force RFC #**3144**. In particular, the communication interface **70** includes at least one of an octets register **72** and a packets register **74** of an octet counter **73** and a packet counter **75**. The communications interface **70** has an input **76** in communication with the output **66** of the passive monitoring device **60** to receive copies of the data units on the transmit data line **50** and keeps a count of these data units and determines from the data units the number of octets and the number of packets associated with such data units over a specified period of time which will be referred to herein as a sample time. In this embodiment, the communication interface **70** is set to count the number of octets and packets on the transmit data line **50** during successive **1/1024** second intervals and at the end of each interval, load the octets register **72** and the packets register **74** with associated count values. Thus, each **1/1024** second a new count value is available in the octets register **72** and in the packets register **74**. Thus, the communications interface **70** serves to monitor data in a first direction by sampling data on the transmit line to produce traffic measurement values. A plurality of these traffic measurement values gathered over a period of time or window, such as **120** seconds, for example, may be referred to as a first set of traffic measurement values.

30

-20-

The bandwidth anomaly detector **26** further comprises a traffic waveform generator **80** operable to receive the first set of traffic measurement values and to produce a first traffic waveform representing a time distribution of data volume in the transmit direction in response thereto. The first traffic waveform generator **80** is configured to produce the first traffic waveform by subjecting the first set of traffic measurement values to a Discrete Wavelet Transform to perform a wavelet analysis on this first set of traffic measurement values.

Wavelet analysis allows for the detection of abrupt changes in frequency across a range of time scales. The Discrete Wavelet Transform involves the application of a series of successive low- and high-pass filtering operations using a selected wavelet function to produce approximation and detail components of the original data traffic signal. One example wavelet function which may be used for this purpose in the present invention is the Haar Wavelet. Commercial software packages including the MATLAB Wavelet Toolbox and User's Guide provide utilities for general purpose analysis of signals with the Discrete Wavelet Transform.

Various different coefficients may be used in the Discrete Wavelet Transform and it has been found that in this embodiment using Haar wavelet filter coefficients in the Discrete Wavelet Transform causes the first traffic waveform generator **80** to produce smooth and detail waveform components of the first set of traffic measurement values. In this embodiment, only the smooth component is of interest and the smooth component represents the first traffic waveform.

Referring to Figure **4**, the smooth component is seen as a plot of an amplitude value versus time as shown in broken outline at **82** over a **120** second time interval. The first traffic waveform generator **80** shown in Figure **3** represents the first traffic waveform as a plurality of amplitude values associated with respective times in the **120** second window in which samples are taken, to

-21-

produce the first set of traffic measurement values. Thus, the first traffic waveform represents a time distribution of data volume in a first direction in the data communication system in a first period of time.

5 Referring back to Figure 3, the bandwidth anomaly detector 26 further includes a detector for detecting bandwidth anomalies 84. This detector 26 is operable to receive the first traffic waveform and a reference waveform and produces a correlation value representing a correlation of the first traffic waveform with the reference waveform. When the correlation value satisfies a
10 criterion, the denial of service attack signal is produced.

Referring to Figures 3 and 5, the detector 84 may be implemented in a processor circuit 69 which may be part of a personal computer system, for example. The processor circuit may include a CPU 71, RAM 73, and ROM 75
15 and may further include the communication interface 70, for example. Alternatively, the processor circuit 69 may be that of a switch, router, bridge or any other apparatus connectable to the data communication system. The same processor circuit 69 that implements the detector 84 may be used to implement the first traffic waveform generator 80 and the communication
20 interface 70. Alternatively, any combination of the communication interface 70, first traffic waveform generator 80 and detector 84 may be implemented using a wide variety of different processor circuit combinations. The processor circuit 69 implementing the detector 84 may be configured to determine whether the correlation value it produces is less than a reference value and to
25 produce the denial of service attack signal when the correlation value is less than this reference value. Additional criteria for producing the denial of service attack signal may be employed, such as determining whether the correlation value is sustained at a value less than the reference value for a period of time, or whether a number of occurrences of a correlation value less than the
30 reference value happen over a period of time, for example.

-22-

The reference waveform used for correlation with the first traffic waveform may be a pre-stored waveform or may alternatively be a second traffic waveform produced in response to a second set of traffic measurement values produced by monitoring data units in a second direction such as on the receive data line **46**. In this instance, the passive monitoring device **60** may be configured to have a second output **86** operable to provide copies of data units appearing on the receive data line **46** to the communication interface **70**. In addition, the communication interface **70** may be configured with a second Ethernet statistics octet register **88** and a second Ethernet statistics packet register **90** of an octet counter **89** and a packet counter **91** for holding count values representing the number of octets and the number of packets, respectively, on the receive data line **46** in a given $1/1024^{\text{th}}$ of a second, that is, during the same time period during which octets and packets in the transmit direction are counted. Alternatively, the communication interface **70** may be implemented in a separate chip or processor circuit, for example. The traffic measurement values produced by monitoring the receive data line **46** may be accumulated into a second set of traffic measurement values and this second set may be provided to a second traffic waveform generator **92**, the same as the first traffic waveform generator **80**, to produce a second traffic waveform as shown at **94** in Figure 4, which acts as the reference waveform to which the first traffic waveform is correlated. Alternatively, the first and second sets of traffic measurement values can be accumulated over generally the same time period, stored and supplied to the first waveform generator, in succession, to produce the first and second traffic waveforms (i.e., the first waveform generator may be multiplexed).

Given the first and second traffic waveforms, the detector **84** may produce a correlation value such as the value **0.69** shown in Figure 4 representing the correlation of the first and second traffic waveforms and more particularly, the correlation of the transmit waveform with the receive waveform. The detector may then determine whether this correlation value **0.69** is above a predefined value such as **0.6** and, if so, set the denial of service attack signal inactive to

-23-

indicate that there is a good correlation between transmit and receive data volume over the same time period and therefore no denial of service attack is occurring.

5 Referring to Figure 6, if, however, the first and second traffic waveforms are as depicted at 101 and 102, respectively, for example, the detector may produce a correlation value such as 0.12 and the apparatus may determine that this correlation value is less than the 0.6 pre-defined value and therefore may set the denial of service attack signal active to indicate that a correlation

10 consistent with a denial of service attack has been found. Referring back to Figure 3, the denial of service attack signal may be used to interrupt a processor circuit in a switch or the network node 28, for example, to cause the switch or network node 28 to be denied access to the data communication system 14 to stop the denial of service attack. Alternatively or in addition, the

15 denial of service attack signal may be provided to an operator by way of an alarm, blinking light, audible signal or any other stimulus recognizable by an operator to indicate to the operator that a denial of service attack has occurred.

20 Referring to Figure 5, an alternative implementation of the system described herein may be implemented with a different interface 100. This interface 100 may simply provide a path to the processor circuit 69, for the data units received from the passive monitoring device (60) and the processor circuit 69 itself may be used to perform counting functions to count the number of

25 packets and/or octets appearing on either or both the transmit and receive lines in a given sample interval. Code for directing the processor circuit 69 to carry out these functions may be provided to the processor circuit as computer readable instructions supplied on a computer-readable medium such as an EPROM, which may form part of the ROM 75, or may be supplied

30 to the processor circuit 69 on a Compact or Floppy disk ,for example and stored in programmable ROM which may also form part of the ROM 75. Alternatively or in addition, the codes for directing the processor circuit 69 to

-24-

carry out functions according to an embodiment of the invention may be supplied to the processor circuit by way of a computer readable signal encoded with such codes, such as may be provided by reading data packets received on the receive line, for example.

5

A flowchart containing blocks indicative of blocks of code that may be used to implement this alternative embodiment of the invention is depicted in Figure 7. The actual code used to implement the functionality indicated in any given block may be written in the C, C++ and/or assembler code, for example.

10

In this embodiment, the processor circuit **69** is first directed by block **130** to initialize various counters and registers including octet and packet count registers, arrays, indices, status indicators, flags, control registers. Block **131** then directs the processor circuit **69** to communicate with the passive monitoring device **60** to determine whether or not the passive monitoring device is operating to passively monitor packets on the transmit and receive lines. If it is not, the process is ended.

15

20

If the passive monitoring device **60** is operational, block **132** directs the processor circuit **69** to initialize counters.

25

30

Then block **129** directs the processor circuit **69** to fill first and second arrays with first and second sets of traffic measurement values. To do this, block **129** includes two main functional blocks which cooperate to implement a loop to fill the arrays. The first functional block **133** directs the processor circuit **69** to determine whether an index value i is less than or equal to a reference value calculated as a pre-defined value, $\text{WindowSize} - 1$, where WindowSize refers to the number of elements in the first and second sets of traffic data. This value is desirably a power of 2. Ultimately, the WindowSize value represents the length of a period of acquisition of the first and second sets of traffic data.

-25-

Block **134** directs the processor circuit **69** to acquire and store in the first and second arrays current packet or octet counter values and associated timestamp values for the transmit and receive lines, increments the index *i* and returns the processor to block **133**. Thus, the first and second arrays are arrays of pairs of numbers, the first number indicating a time interval to which the counter value relates and the second number indicating the counter value associated with that time. The first and second arrays may be referred to as first and second PacketVectors having a length of WindowSize.

Block **135** directs the processor circuit **69** to read the first and second arrays to determine whether all of the values in the arrays are zero. If so, the processor circuit is directed back to block **131** to determine whether the passive monitor is still activated and to re-start the gathering of count values.

Block **136** implements the waveform generator function described above and directs the processor circuit **69** to subject the first and second PacketVectors to wavelet analysis using the Discrete Wavelet Transform, to produce an approximation value and detail values for each of the transmit and receive directions. Approximation values represent high-scale, low-frequency components of data traffic measurements. High-scale refers to the "stretching" of the wavelet used to filter the signal so as to view the data traffic measurements over a longer time window. Detail values represent low-scale, high-frequency components of the input data traffic measurements. Low-scale refers to the "compressing" of the wavelet used to filter the data traffic measurements so as to view the data traffic measurements over a short time window.

In this embodiment block **137** then directs the processor circuit **69** to compute a variance measure for the current and prior detail values produced by the Discrete Wavelet Transform. One variance measure which may be used is the Standard Deviation, for example. The variance measure is a single number representing the standard deviation of a set of detail values.

Block **138** then directs the processor circuit **69** to compare the approximation value produced at block **136** with an AppxThreshold value representing an upper bound of the approximation value for normal data traffic on the transmit line.

If the approximation value exceeds the AppxThreshold, block **139** directs the processor circuit **69** to set a DoSEventCount value to **0**.

Referring to Figure **8**, if the approximation value is greater than or equal to the AppxThreshold value, block **141** directs the processor circuit **69** to store the approximation value and the detail variance measure.

The storage of approximation values and detail variance measure values has the effect of accumulating these values or representations of these values. Sets of these values represent first and second traffic waveforms representing first and second statistical measures of time distributions of data volume in first and second directions in the data communication system in respective periods of time.

Block **142** directs the processor circuit **69** to increment the DoSEventCount value when the approximation value is greater than or equal to the AppxThreshold value. Block **142** also directs the processor circuit **69** to correlate with each other, the stored approximation values for the first and second directions to produce a first correlation value (r_1) and to correlate with each other the stored variance values for the first and second directions to produce a second correlation value (r_2). Examples of correlation value calculations are given in Snedecor, G.W. and W.G. Cochran (1967) *Statistical Methods*. When r_1 and/or r_2 satisfy respective criterion such as when one or the other or both are below a reference correlation value or values, the DoSEventCount value is incremented. Other criteria such as when the ratio

-27-

of the absolute value of the difference between transmit line approximation and variance values from time t_1 to time t_2 to the absolute value of the difference between receive line approximation and variance values from t_1 to time t_2 , maintains a stable value, may be used to indicate whether the DoSEventCard value should be incremented. Such stable value may be user defined or based on historical measurements during periods when a normal data traffic waveform is present. The degree of correlation between the transmit line data traffic and the receive line data traffic may alternatively, for example, be measured by a fuzzy set membership function as described in The Fuzzy Systems Handbook (Second Edition) by Earl Cox.

Elevated, and relatively constant variance measures of the detail values derived from the data traffic on the transmit line are indicative of abnormal bandwidth consumption while fluctuating values of variance associated with the detail values are indicative of normal data traffic. The fluctuation of the approximation and detail values derived from the transmit line data generally positively correlate with the fluctuation of the approximation and detail values derived for data measured on the receive line over substantially the same time interval.

In correlating the fluctuations of the approximation and detail values for the transmit and receive lines, it is not necessary that the transmit and receive data be measured at identical times. Since the approximation and detail values are smoothed values, correlations can be detected even if the data is not measured simultaneously. However, data count value samples for the transmit and receive lines should be taken at times which are close enough to one another to detect correlations in these smoothed values during normal network traffic activity.

After block **142**, block **143** directs the processor circuit **69** to determine whether the DoSEventCount value is greater than or equal to a DoSThreshold value and if so, to cause block **145** to direct the processor circuit to set a

-28-

status indicator such as a flag or signal control register to a true or active value to cause the denial of service attack signal to be produced. The signal control register may be a register operable to control the state of a digital signal representing the denial of service attack signal, for example, or it may
5 initiate the invocation of a routine in the processor circuit that causes the processor circuit to send a denial of service attack message to a control computer or processor circuit, such as a switch control circuit. The control computer may signal the operator or block the denial of service attack by interrupting data flow or reducing available bandwidth on the transmit or
10 receive lines, for example.

If the DoSEventCount value is not greater than or equal to the DoSThreshold value the processor circuit **69** is directed to block **144** which causes it to set the status indicator to a false or inactive value so that the denial of service
15 attack signal will not be produced. The threshold values may be defined by an operator or may be based on an average value derived from measured normal data traffic waveforms over a specified time interval (seconds, minutes, hours, etc.). For example, an operator may set the value of AppxThreshold value to **6.0**, a detail variance threshold to **0.30** and the
20 DosThreshold value at **5** events for the detection of transmit line bandwidth abuse. All operator configurable parameters such as the ApprThreshold value and the DosThreshold value, for example, may be received at the CPU **71** shown in Figure **5** via messages sent by a host computer or user interface executed by the CPU **71**, itself, for example.

25 While specific embodiments of the invention have been described and illustrated, such embodiments should be considered illustrative of the invention only and not as limiting the invention as construed in accordance with the accompanying claims.

30

What is claimed is:

- 5 1. A method of detecting bandwidth anomalies in a data communication system, the method comprising:
- receiving a first traffic waveform representing a time distribution of data volume in a first direction in said data communication system in a first period of time;
- 10 producing a correlation value representing a correlation of said first traffic waveform with a reference waveform; and
- producing a denial of service attack signal when said correlation value satisfies a criterion.
- 15 2. The method of claim 1 wherein producing said denial of service attack signal comprises producing said denial of service attack signal when said correlation value is less than a reference value.
- 20 3. The method of claim 2 wherein producing said denial of service attack signal comprises determining whether said correlation value is less than said reference value.
- 25 4. The method of claim 1 further comprising receiving a second traffic waveform representing a time distribution of data volume in a second direction on said data communication system in a second period of time, and using said second traffic waveform as said reference waveform to produce said correlation value.
- 30 5. The method of claim 1 further comprising generating said first traffic waveform in response to a first set of traffic measurement values.

- 5
6. The method of claim 5 wherein generating said first traffic waveform comprises subjecting said first set of traffic measurement values to a Discrete Wavelet Transform.
- 10
7. The method of claim 6 wherein subjecting said first set of traffic measurement values to said Discrete Wavelet Transform comprises using Haar wavelet filter coefficients in said Discrete Wavelet Transform.
- 15
8. The method of claim 6 wherein generating said first traffic waveform comprises causing said Discrete Wavelet Transform to produce a first component, said first component representing said first traffic waveform.
- 20
9. The method of claim 8 wherein producing said correlation value comprises correlating said first component with said reference waveform.
- 25
10. The method of claim 8 further comprising using a processor circuit to generate said first traffic waveform and to correlate said first traffic waveform with said reference waveform.
- 30
11. The method of claim 1 wherein said first traffic waveform represents a statistical measure of a time distribution of data volume in said first direction.
12. The method of claim 5 further comprising monitoring data in said first direction and producing said first set of traffic measurement values in response thereto.

-31-

13. The method of claim 12 wherein producing said first set of traffic measurement values comprises producing values representing a property of an Ethernet statistics group in a remote monitoring protocol.
- 5 14. The method of claim 13 further comprising causing a processor circuit operable to produce said first traffic waveform to communicate with a communication interface to receive said values representing said property of an Ethernet statistics group.
- 10 15. The method of claim 12 wherein monitoring said data in said first direction comprises at least one of: counting packets and counting octets, in said first direction.
- 15 16. The method of claim 15 further comprising causing a processor circuit operable to produce said first traffic waveform to communicate with at least one of a packet counter and an octet counter to receive values representing said first set of traffic measurement values.
- 20 17. The method of claim 16 further comprising causing said processor circuit to implement at least one of said packet counter and said octet counter.
- 25 18. The method of claim 12 further comprising passively monitoring said data in said first direction.
- 30 19. A data communication method comprising transmitting and receiving data from a data communication system, the data communication system method of claim 12 and further comprising signaling an operator in response to said denial of service signal.
20. A data communication method comprising transmitting and receiving data from a data communication system, the data communication

-32-

system method of claim **12** and further comprising controlling at least one of transmission and reception of data from said data communication system in response to said denial of service signal.

- 5 **21.** The method of claim **4** further comprising generating said first and second traffic waveforms in response to first and second sets of traffic measurement values, representing traffic in said first and second directions on said data communication system, respectively.
- 10 **22.** The method of claim **21** wherein said first and second traffic waveforms represent first and second statistical measures of first and second time distributions respectively of data volume in first and second directions in said data communications system.
- 15 **23.** The method of claim **21** wherein generating said first and second traffic waveforms comprises subjecting said first and second sets of traffic measurement values respectively, to a Discrete Wavelet Transform.
- 20 **24.** The method of claim **23** wherein subjecting said first and second sets of traffic measurement values to said Discrete Wavelet Transform comprises using Haar wavelet filter coefficients in said Discrete Wavelet Transform.
- 25 **25.** The method of claim **23** further comprising causing said Discrete Wavelet Transform to produce a first component, representing said first traffic waveform and a second component representing said second traffic waveform.
- 30 **26.** The method of claim **25** wherein producing said correlation value comprises correlating said first and second components.

-33-

27. The method of claim **25** further comprising implementing a traffic waveform generator in a processor circuit used to produce said correlation value.
- 5 **28.** The method of claim **21** further comprising monitoring data in said first and second directions and producing said first and second sets of traffic measurement values respectively in response thereto.
- 10 **29.** The method of claim **28** wherein producing said first and second sets of traffic measurement values comprises producing values representing a property of an Ethernet statistics group in a remote monitoring protocol, for each of said first and second directions.
- 15 **30.** The method of claim **29** further comprising causing a processor circuit operable to produce said first and second traffic waveforms to communicate with a communication interface to receive said values representing a property of an Ethernet statistics group.
- 20 **31.** The method of claim **28** wherein monitoring said data comprises at least one of: packet counters and octet counters in each of said first and second directions.
- 25 **32.** The method of claim **28** further comprising causing a processor circuit operable to produce said first and second traffic waveforms to communicate with at least one of a packet counter and an octet counter to receive values representing said first and second sets of traffic measurement values.
- 30 **33.** The method of claim **32** further comprising causing said processor circuit to implement at least one of said packet counter and said octet counter.

-34-

34. The method of claim 28 further comprising passively monitoring said data in said first and second directions.
- 5 35. A data communication method comprising transmitting and receiving data from a data communication system, the data communication method of claim 1 and further comprising signaling an operator in response to said denial of service signal.
- 10 36. A data communication method comprising transmitting and receiving data from a data communication system, the data communication method of claim 1 and further comprising controlling at least one of the transmission and reception of data from said data communication system in response to said denial of service signal.
- 15 37. An apparatus for detecting bandwidth anomalies in a data communication system, the apparatus comprising:
- 20 means for receiving a first traffic waveform representing a time distribution of data volume in a first direction in said data communication system in a first period of time;
- means for producing a correlation value representing a correlation of said first traffic waveform with a reference waveform; and
- 25 means for producing a denial of service attack signal when said correlation value satisfies a criterion.
- 30 38. A computer readable medium encoded with codes for directing a processor circuit to detect bandwidth anomalies in a data communication system, by:

-35-

receiving a first traffic waveform representing a time distribution of data volume in a first direction in said data communication system in a first period of time;

5 producing a correlation value representing a correlation of said first traffic waveform with a reference waveform; and

producing a denial of service attack signal when said correlation value satisfies a criterion.

10

39. A computer readable signal encoded with codes for directing a processor circuit to detect bandwidth anomalies in a data communication system, by:

15 receiving a first traffic waveform representing a time distribution of data volume in a first direction in said data communication system in a first period of time;

20 producing a correlation value representing a correlation of said first traffic waveform with a reference waveform; and

producing a denial of service attack signal when said correlation value satisfies a criterion.

25 **40.** An apparatus for detecting bandwidth anomalies in a data communication system, the apparatus comprising:

a processor circuit configured to:

30 receive a first traffic waveform representing a time distribution of data volume in a first direction in said data communication system in a first period of time;

-36-

produce a correlation value representing a correlation of said first traffic waveform with a reference waveform; and

5 produce a denial of service attack signal when said correlation value satisfies a criterion.

10 **41.** The apparatus of claim **40** wherein said processor circuit is configured to produce said denial of service attack signal when said correlation value is less than a reference value.

42. The apparatus of claim **41** wherein said processor circuit is configured to determine whether said correlation value is less than said reference value.

15 **43.** The apparatus of claim **40** wherein said processor circuit is configured to receive a second traffic waveform representing a statistical measure of a time distribution of data volume in a second direction on said data communication system in a second period of time, and use said second traffic waveform as said reference waveform to produce said correlation value.

20 **44.** The apparatus of claim **40** further comprising a first traffic waveform generator operable to receive a first set of traffic measurement values and to produce said first traffic waveform in response thereto.

25 **45.** The apparatus of claim **44** wherein said first traffic waveform generator is configured to produce said first traffic waveform by subjecting said first set of traffic measurement values to a Discrete Wavelet Transform.

30

-37-

46. The apparatus of claim **45** wherein said first traffic waveform generator is configured to use Haar wavelet filter coefficients in said Discrete Wavelet Transform.
- 5 47. The apparatus of claim **45** wherein said first traffic waveform generator is configured to cause said Discrete Wavelet Transform to produce a first component, said first component representing said first traffic waveform.
- 10 48. The apparatus of claim **47** wherein said processor circuit is configured to produce said correlation value by correlating said first component with said reference waveform.
- 15 49. The apparatus of claim **44** wherein said processor circuit is configured to implement said first traffic waveform generator.
50. The apparatus of claim **40** wherein said first traffic waveform represents a statistical measure of a time distribution of data volume in said first direction.
- 20 51. The apparatus of claim **44** further comprising a communication interface operable to monitor data in said first direction and to produce said first set of traffic measurement values in response thereto.
- 25 52. The apparatus of claim **51** wherein said communication interface produces values representing a property of an Ethernet statistics group in a remote monitoring protocol.
- 30 53. The apparatus of claim **52** wherein said processor circuit is configured to communicate with said communication interface to receive said values representing a property of an Ethernet statistics group, said values representing said first set of traffic measurement values.

- 5 **54.** The apparatus of claim **51** wherein said communication interface includes at least one of a packet counter and an octet counter operable to count a corresponding one of packets and octets of data in said first direction.
- 10 **55.** The apparatus of claim **54** wherein said processor circuit is configured to communicate with said communication interface to receive values produced by at least one of a said packet counter and said octet counter, said values representing said first set of traffic measurement values.
- 15 **56.** The apparatus of claim **55** wherein said processor circuit is configured to implement said communication interface.
- 20 **57.** The apparatus of claim **51** further comprising a passive monitor operable to passively monitor said data in said first direction and to provide a copy of said data in said first direction to said communication interface.
- 25 **58.** A data communication apparatus operable to transmit and receive data from a data communication system, the data communication apparatus comprising the apparatus of claim **51** and further comprising a signaling device for signaling an operator in response to said denial of service signal.
- 30 **59.** A data communication apparatus operable to transmit and receive data from a data communication system, the data communication apparatus comprising the apparatus of claim **51** and further comprising a communication control device for controlling at least one of the transmission and reception of data from said data communication system in response to said denial of service signal.

- 5 **60.** The apparatus of claim **43** further comprising a traffic waveform generator operable to receive said first and second sets of traffic measurement values and to produce said first and second traffic waveforms in response thereto.
- 10 **61.** The apparatus of claim **60** where said first and second traffic waveforms represent first and second statistical measures of first and second time distributions respectively of data volume in first and second directions in said data communications system.
- 15 **62.** The apparatus of claim **60** wherein said traffic waveform generator is configured to produce said first and second traffic waveforms by subjecting said first and second sets of traffic measurement values respectively, to a Discrete Wavelet Transform.
- 20 **63.** The apparatus of claim **62** wherein said traffic waveform generator is configured to use Haar wavelet filter coefficients in said Discrete Wavelet Transform.
- 25 **64.** The apparatus of claim **62** wherein said traffic waveform generator is configured to cause said Discrete Wavelet Transform to produce a first component, representing said first traffic waveform and a second component representing said second traffic waveform.
- 30 **65.** The apparatus of claim **64** wherein said processor circuit is configured to produce said correlation value by correlating said first and second components.
- 66.** The apparatus of claim **64** wherein said processor circuit is configured to implement said traffic waveform generator.

-40-

- 5
67. The apparatus of claim 60 further comprising a communication interface operable to monitor data in said first and second directions and to produce said first and second sets of traffic measurement values respectively in response thereto.
- 10
68. The apparatus of claim 67 wherein said communication interface produces values representing a property of an Ethernet statistics group in a remote monitoring protocol, for each of said first and second directions.
- 15
69. The apparatus of claim 68 wherein said processor circuit is configured to communicate with said communication interface to receive said values representing a property of an Ethernet statistics group, for each of said first and second directions, said values representing said first and second sets of traffic measurement values respectively.
- 20
70. The apparatus of claim 67 wherein said communication interface includes at least one of a packet counter and an octet counter operable to count a corresponding one of packets and octets of data for each of said first and second directions.
- 25
71. The apparatus of claim 67 wherein said processor circuit is configured to communicate with said communication interface to receive values produced by at least one of said packet counter and said octet counter, said values representing said first and second sets of traffic measurement values.
- 30
72. The apparatus of claim 67 wherein said processor circuit is configured to implement said communication interface.
73. The apparatus of claim 67 further comprising a passive monitor operable to passively monitor said data in said first and second

-41-

directions and to provide copies of said data to said communication interface.

- 5 **74.** A data communication apparatus operable to transmit and receive data from a data communication system, the data communication apparatus comprising the apparatus of claim **40** and further comprising a signaling device for signaling an operator in response to said denial of service signal.
- 10 **75.** A data communication apparatus operable to transmit and receive data from a data communication system, the data communication apparatus comprising the apparatus of claim **40** and further comprising a communication control device for controlling at least one of the transmission and reception of data from said data communication
- 15 system in response to said denial of service signal.

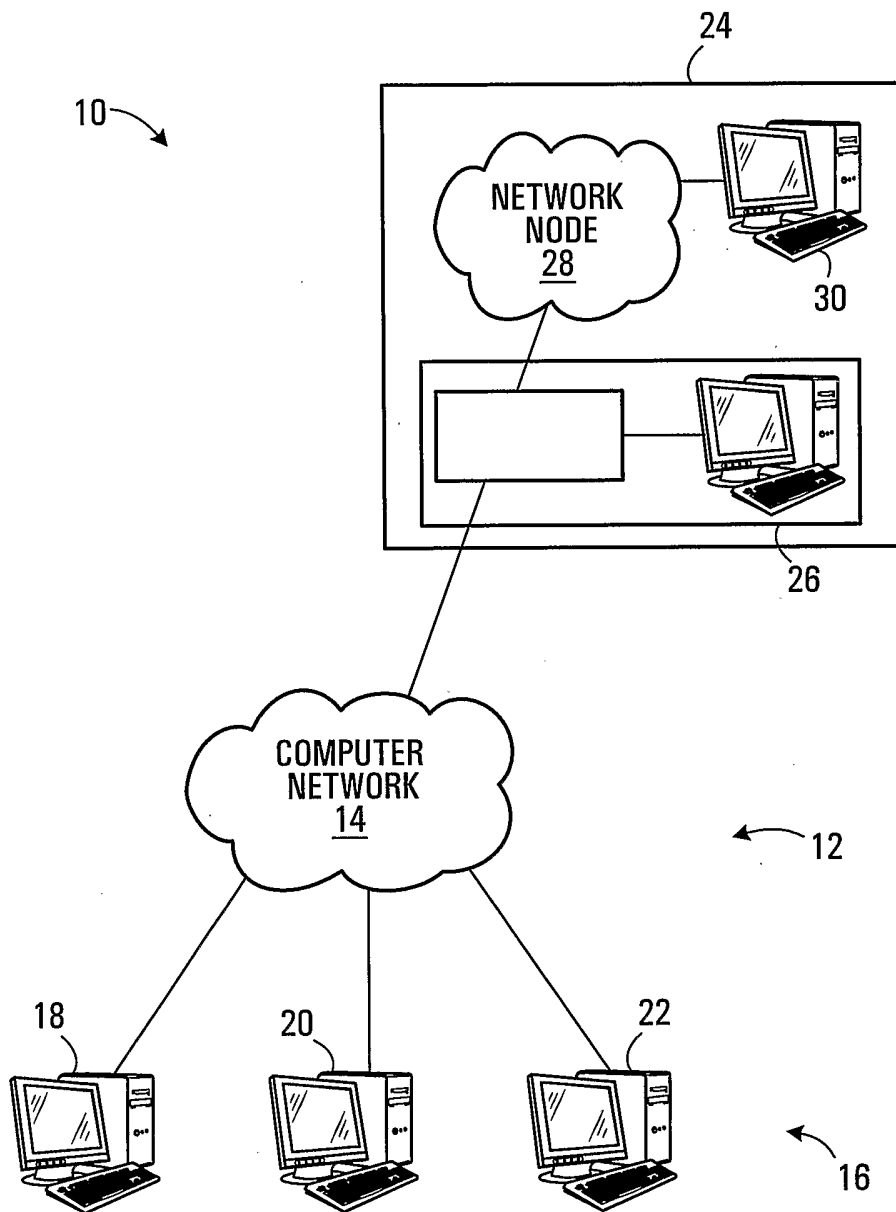


FIG. 1

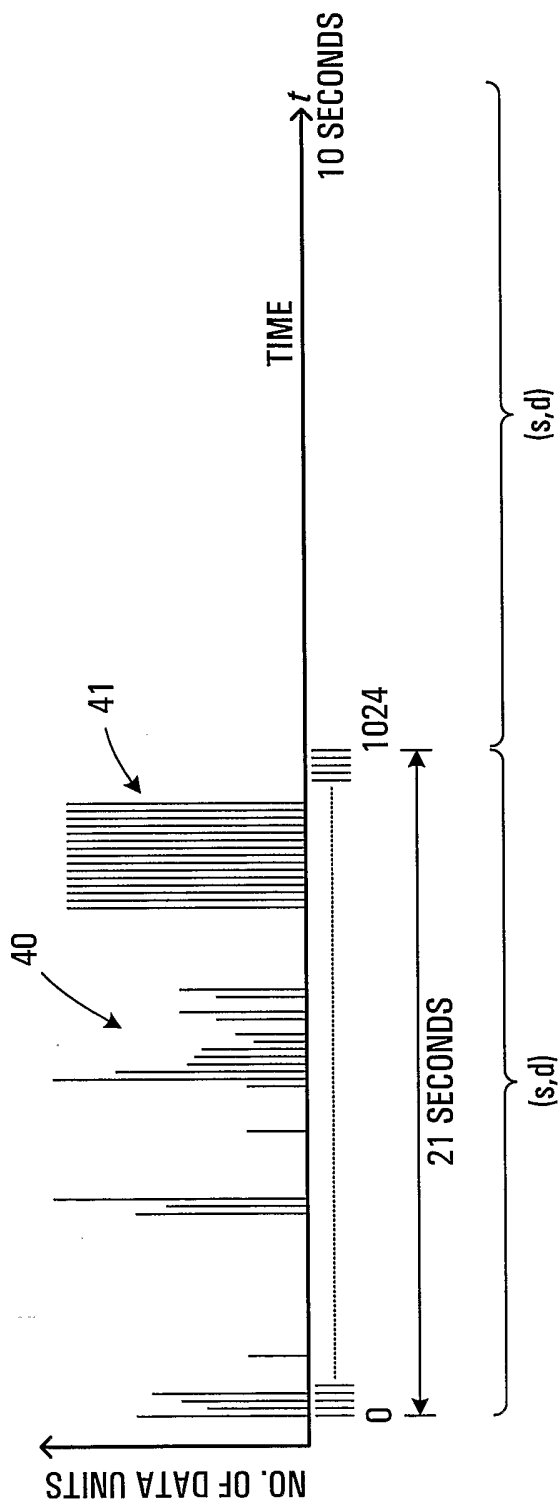


FIG. 2

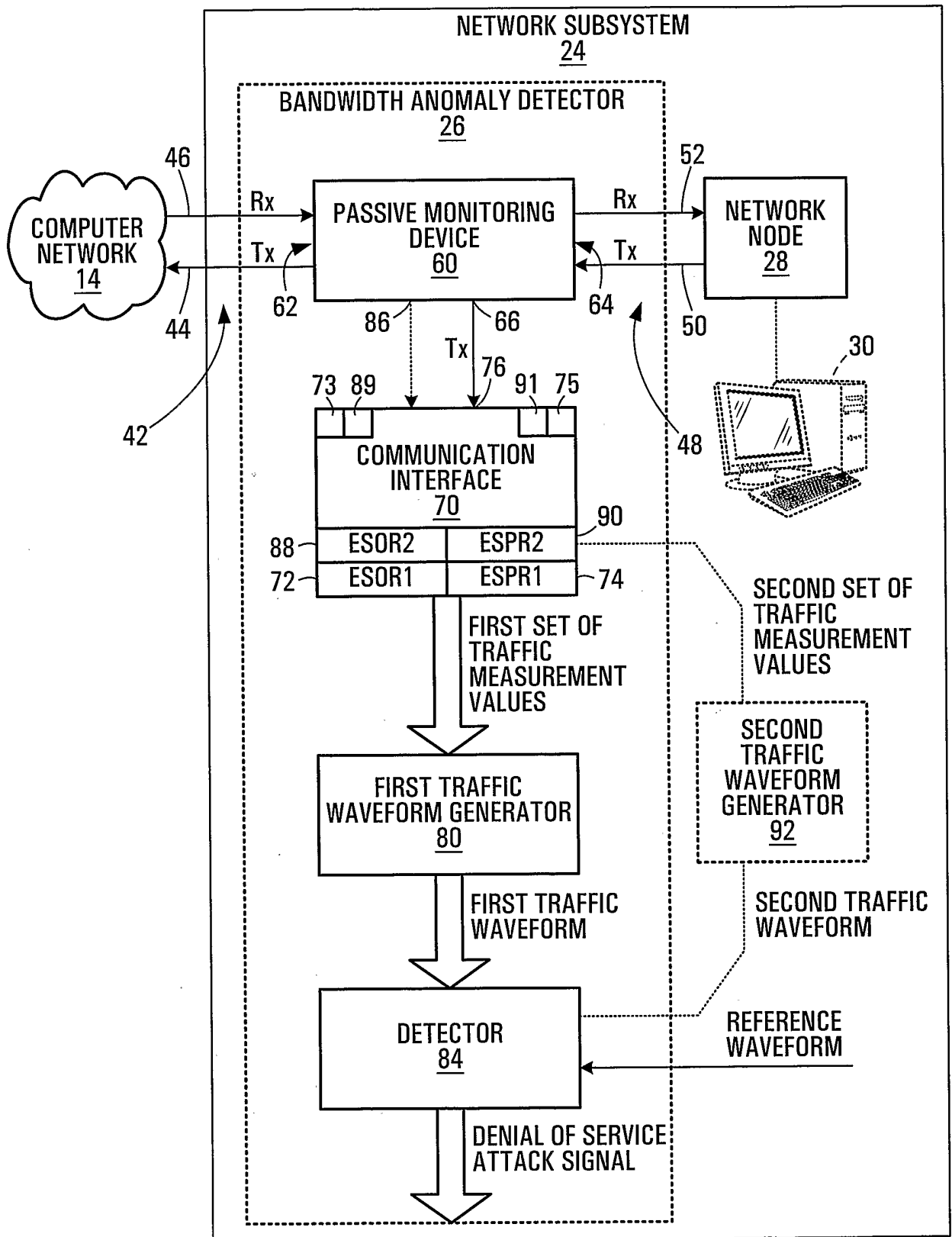


FIG. 3

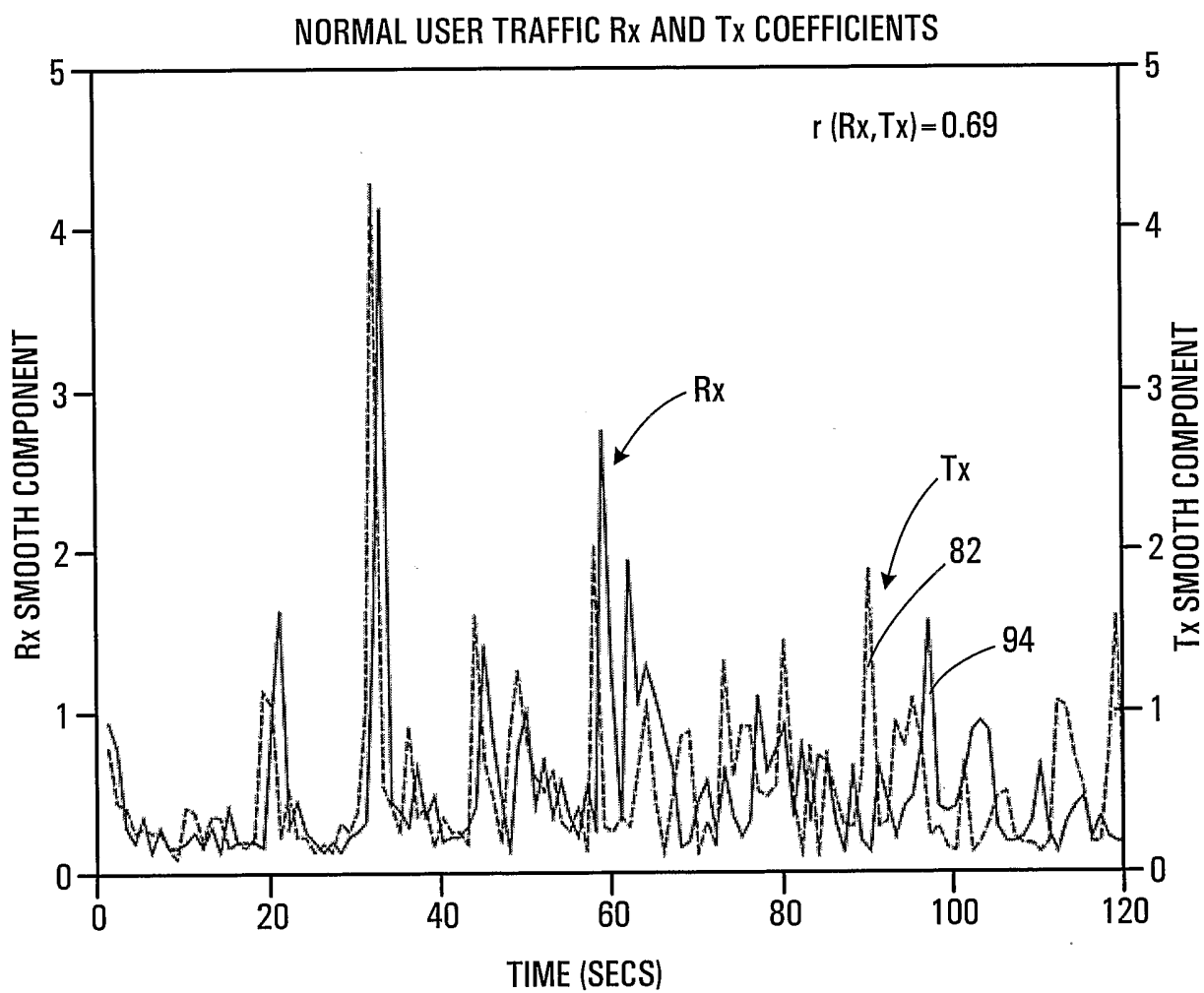


FIG. 4

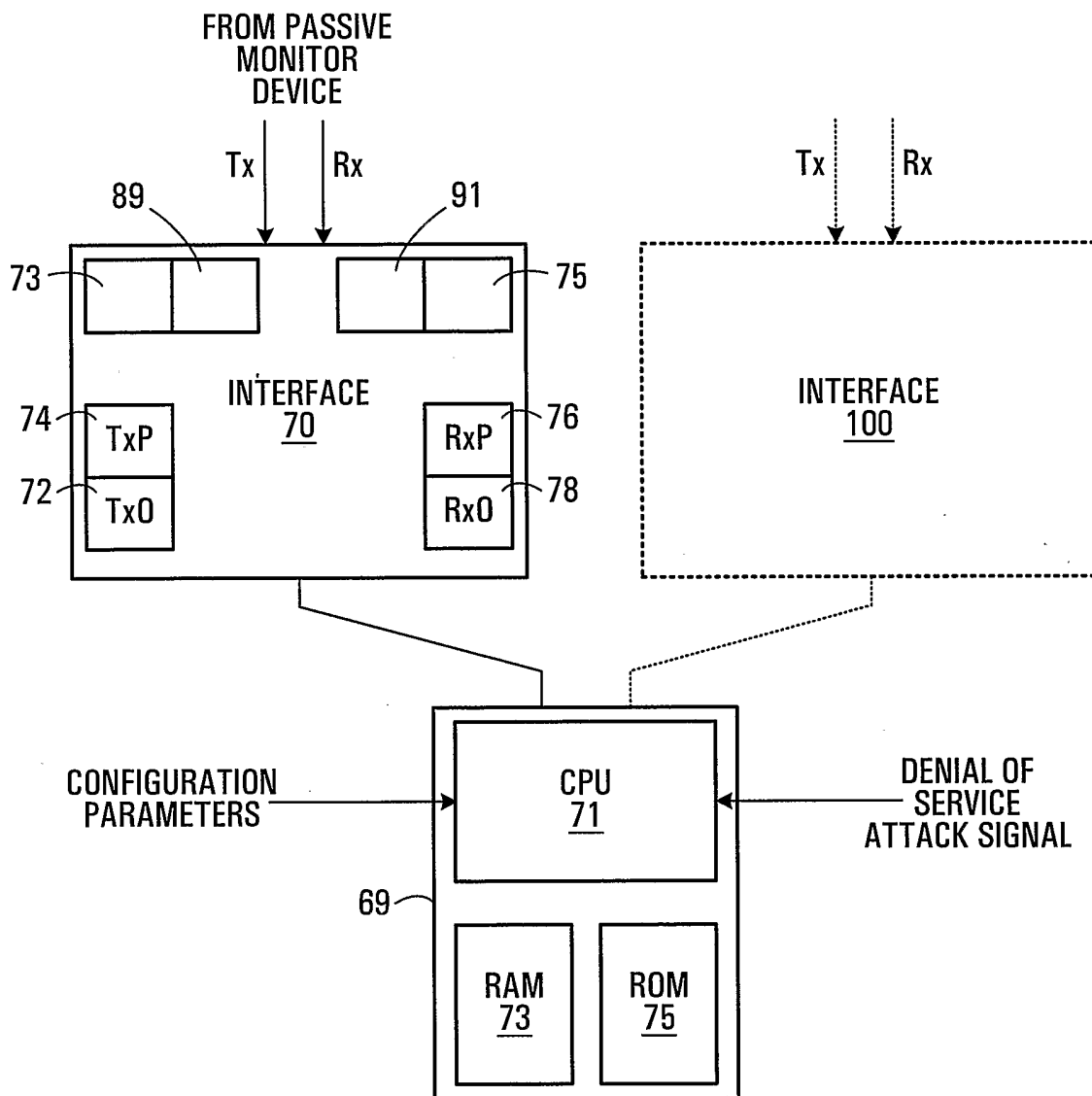


FIG. 5

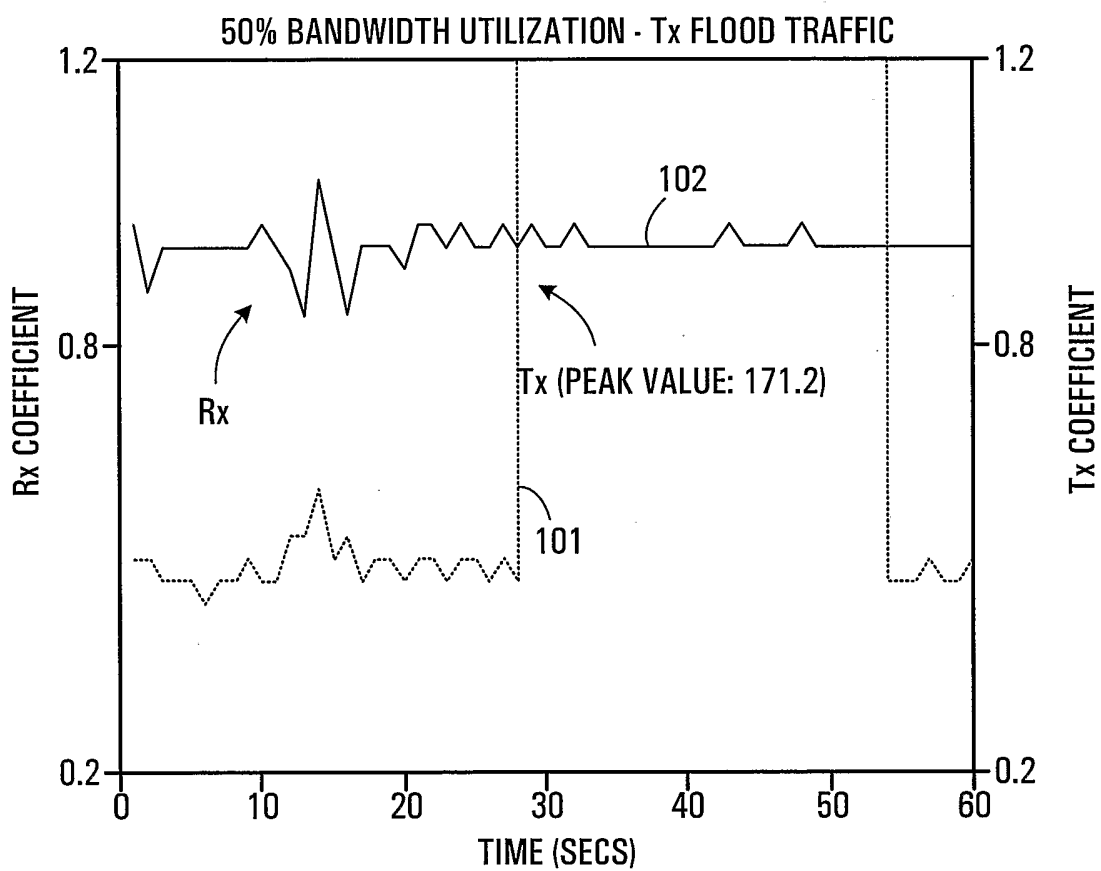


FIG. 6

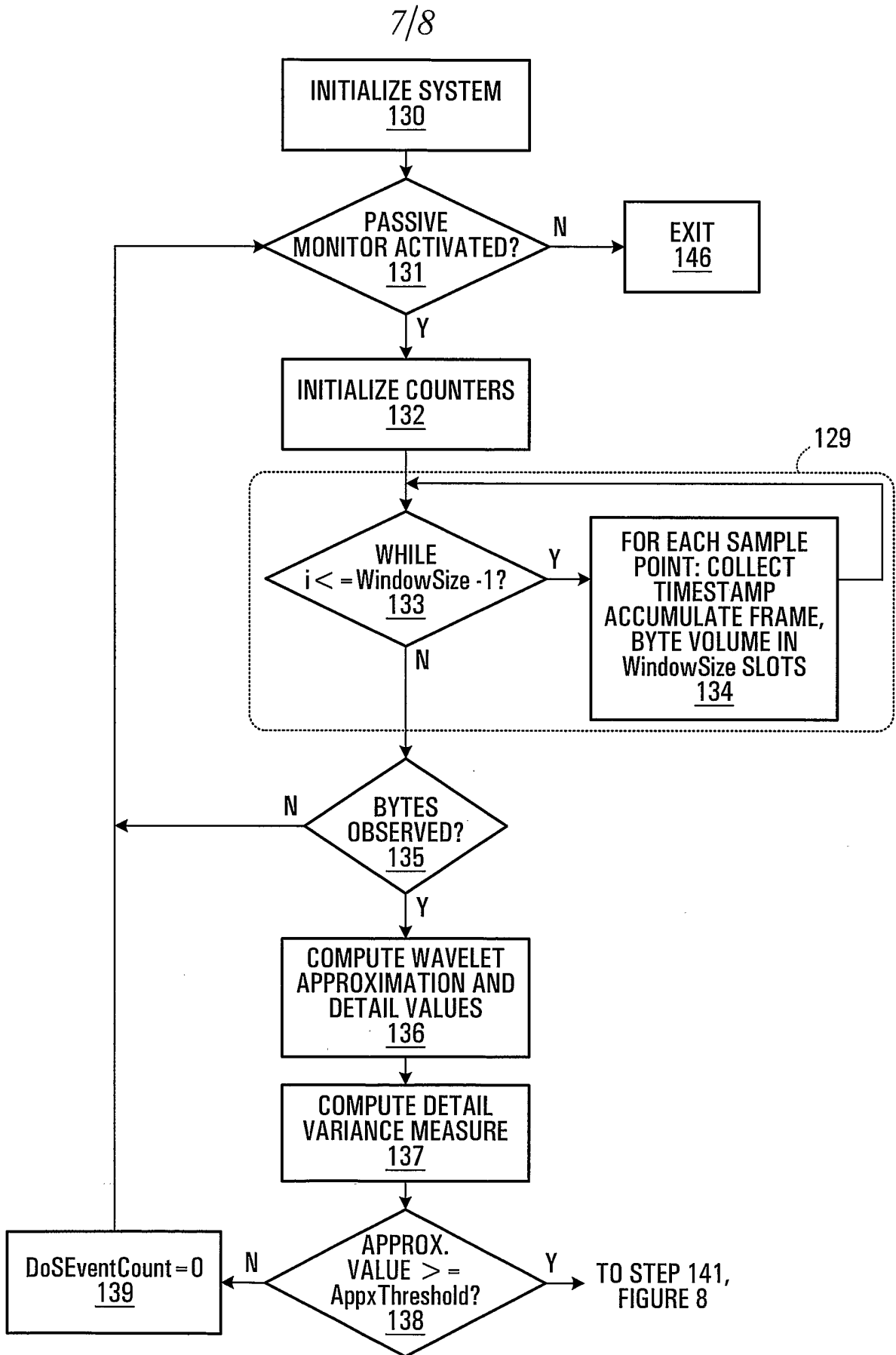


FIG. 7

8/8

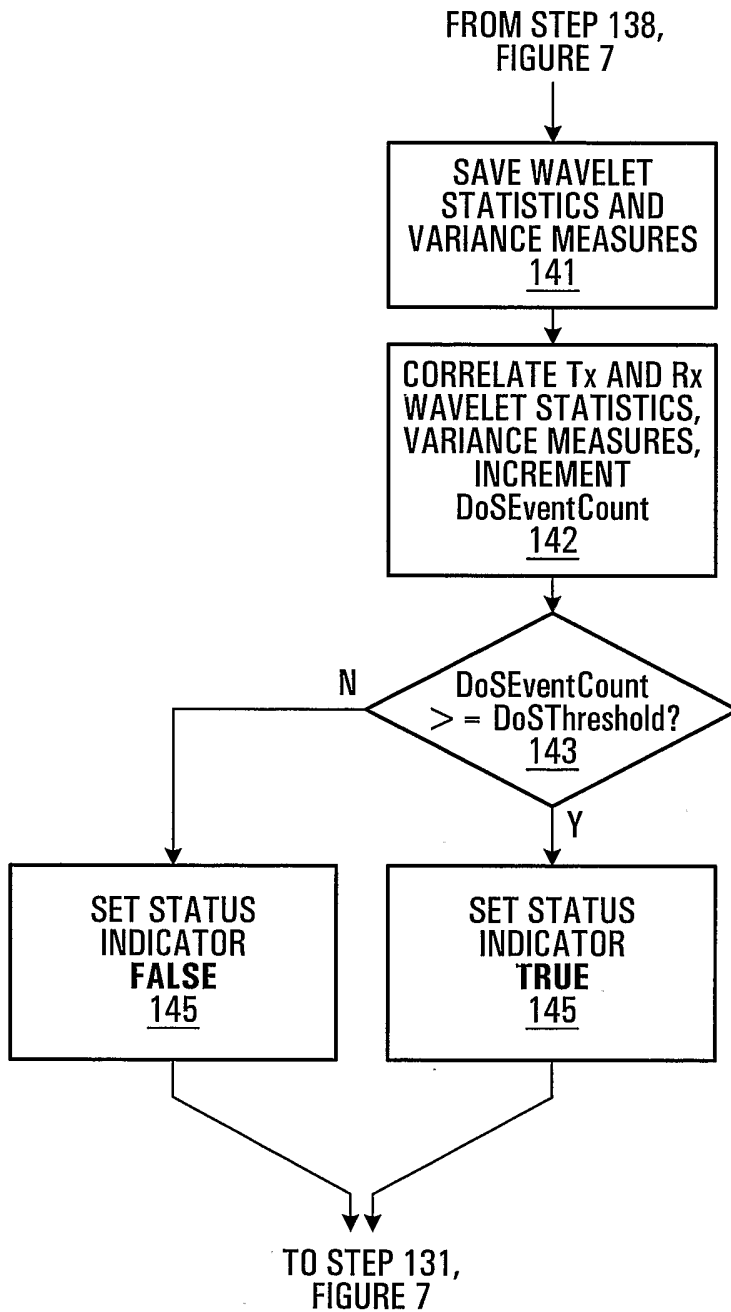


FIG. 8

INTERNATIONAL SEARCH REPORT

International Application No
PCT/CA 03/00724

A. CLASSIFICATION OF SUBJECT MATTER
IPC 7 H04L29/06 H04L12/26

According to International Patent Classification (IPC) or to both national classification and IPC

B. FIELDS SEARCHED
Minimum documentation searched (classification system followed by classification symbols)
IPC 7 G06F H04L

Documentation searched other than minimum documentation to the extent that such documents are included in the fields searched

Electronic data base consulted during the international search (name of data base and, where practical, search terms used)
EPO-Internal, WPI Data, INSPEC

C. DOCUMENTS CONSIDERED TO BE RELEVANT

Category °	Citation of document, with indication, where appropriate, of the relevant passages	Relevant to claim No.
X	SOH B C ET AL: "Setting optimal intrusion-detection thresholds" COMPUTERS & SECURITY. INTERNATIONAL JOURNAL DEVOTED TO THE STUDY OF TECHNICAL AND FINANCIAL ASPECTS OF COMPUTER SECURITY, ELSEVIER SCIENCE PUBLISHERS. AMSTERDAM, NL, vol. 14, no. 7, 1995, pages 621-631, XP004000210 ISSN: 0167-4048	1-5, 13-44, 52-75
Y	abstract Chapter 2 Chapter 3	6-12, 45-51

Further documents are listed in the continuation of box C. Patent family members are listed in annex.

° Special categories of cited documents :

<p>*A* document defining the general state of the art which is not considered to be of particular relevance</p> <p>*E* earlier document but published on or after the international filing date</p> <p>*L* document which may throw doubts on priority claim(s) or which is cited to establish the publication date of another citation or other special reason (as specified)</p> <p>*O* document referring to an oral disclosure, use, exhibition or other means</p> <p>*P* document published prior to the international filing date but later than the priority date claimed</p>	<p>*T* later document published after the international filing date or priority date and not in conflict with the application but cited to understand the principle or theory underlying the invention</p> <p>*X* document of particular relevance; the claimed invention cannot be considered novel or cannot be considered to involve an inventive step when the document is taken alone</p> <p>*Y* document of particular relevance; the claimed invention cannot be considered to involve an inventive step when the document is combined with one or more other such documents, such combination being obvious to a person skilled in the art.</p> <p>*&* document member of the same patent family</p>
--	--

Date of the actual completion of the international search 7 August 2003	Date of mailing of the international search report 13/08/2003
---	---

Name and mailing address of the ISA European Patent Office, P.B. 5818 Patentlaan 2 NL - 2280 HV Rijswijk Tel. (+31-70) 340-2040, Tx. 31 651 epo nl, Fax: (+31-70) 340-3016	Authorized officer Kopp, K
--	--

INTERNATIONAL SEARCH REPORT

International Application No
PCT/CA 03/00724

C.(Continuation) DOCUMENTS CONSIDERED TO BE RELEVANT

Category °	Citation of document, with indication, where appropriate, of the relevant passages	Relevant to claim No.
X	<p>US 2002/078381 A1 (MEZACK DEREK JOHN ET AL) 20 June 2002 (2002-06-20)</p> <p>abstract paragraph '0014! paragraph '0016! - paragraph '0024! paragraph '0036! - paragraph '0037! paragraph '0042! paragraph '0064! - paragraph '0067! paragraph '0077! paragraph '0080! - paragraph '0083! paragraph '0089! - paragraph '0093! paragraph '0099! paragraph '0105! paragraph '0107! - paragraph '0121! paragraph '0126! - paragraph '0145! figures 7,8,13</p>	<p>1-5, 13-44, 52-75</p>
X	<p>WO 99 48303 A (CISCO TECH IND) 23 September 1999 (1999-09-23)</p> <p>abstract page 1, line 2 - line 5 page 2, line 31 -page 3, line 11 page 4, line 1 - line 3 page 5, line 4 -page 6, line 15 figure 2 claims 1,2,12</p>	<p>1-5, 13-44, 52-75</p>
X	<p>WO 02 21244 A (UNIV MICHIGAN ;JAHANIAN FARNAM (US); MALAN GERALD R (US)) 14 March 2002 (2002-03-14)</p> <p>abstract page 2, line 1 - line 3 page 1, line 24 - line 27 page 3, line 21 -page 5, line 17 page 6, line 1 - line 6 page 6, line 9 - line 10 page 7, line 17 - line 25 page 9, line 1 -page 12, line 5 page 13, line 5 -page 15, line 7 page 17, line 1 - line 22 page 18, line 19 - line 27 page 21, line 25 -page 22, line 9 figures 1,2,5-7,9</p>	<p>1-5, 13-44, 52-75</p>

INTERNATIONAL SEARCH REPORT

International Application No
PCT/CA 03/00724

C.(Continuation) DOCUMENTS CONSIDERED TO BE RELEVANT		
Category °	Citation of document, with indication, where appropriate, of the relevant passages	Relevant to claim No.
Y A	<p>US 6 393 316 B1 (KOYRAKH LEV A ET AL) 21 May 2002 (2002-05-21)</p> <p>abstract column 1, line 33 -column 3, line 4 column 3, line 41 - line 46 column 10, line 47 -column 15, line 8 column 18, line 49 -column 19, line 67 figure 9</p> <p style="text-align: center;">-----</p>	<p>6-12, 45-51 1-5, 13-44, 52-75</p>

INTERNATIONAL SEARCH REPORT

Information on patent family members

International Application No

PCT/CA 03/00724

Patent document cited in search report		Publication date		Patent family member(s)	Publication date
US 2002078381	A1	20-06-2002	AU	6295801 A	12-11-2001
			EP	1277326 A2	22-01-2003
			WO	0184285 A2	08-11-2001
WO 9948303	A	23-09-1999	AU	3098299 A	11-10-1999
			WO	9948303 A2	23-09-1999
WO 0221244	A	14-03-2002	AU	5978101 A	22-03-2002
			AU	6315001 A	22-03-2002
			AU	6658001 A	22-03-2002
			AU	7483301 A	22-03-2002
			CA	2426451 A1	14-03-2002
			EP	1317835 A1	11-06-2003
			WO	0221800 A1	14-03-2002
			WO	0221801 A1	14-03-2002
			WO	0221244 A2	14-03-2002
			WO	0221802 A1	14-03-2002
			US	2002032871 A1	14-03-2002
			US	2002032717 A1	14-03-2002
			US	2002032793 A1	14-03-2002
			US	2002035698 A1	21-03-2002
US 6393316	B1	21-05-2002	EP	1178855 A1	13-02-2002
			WO	0069517 A1	23-11-2000