



US00D576285S

(12) **United States Design Patent**
Kennedy

(10) **Patent No.:** **US D576,285 S**

(45) **Date of Patent:** **** Sep. 2, 2008**

(54) **THERAPY DEVICE** 2008/0065056 A1* 3/2008 Powell et al. 606/9

(75) Inventor: **John Kennedy**, Guelph (CA) * cited by examiner

(73) Assignee: **Pharos Life Corporation**, Cambridge (CA) *Primary Examiner*—Ian Simmons
Assistant Examiner—Melanie Levy

(**) Term: **14 Years** (57) **CLAIM**

(21) Appl. No.: **29/281,287** The ornamental design for a therapy device, as shown and described.

(22) Filed: **Jun. 20, 2007**

(51) **LOC (8) Cl.** **28-03**

(52) **U.S. Cl.** **D24/209**

(58) **Field of Classification Search** D24/158,
D24/200, 209, 210; 362/555, 545, 800, 294,
362/249, 267; D26/28, 49, 67, 104; 606/2-4;
607/89-90

See application file for complete search history.

(56) **References Cited**

U.S. PATENT DOCUMENTS

- D519,214 S * 4/2006 Lansohn D24/210
- D520,143 S * 5/2006 Yoneda D24/209
- D523,573 S * 6/2006 Lee D26/28
- 2006/0235493 A1 * 10/2006 Dotson 607/89

DESCRIPTION

FIG. 1 is a perspective view showing the front of the therapy device;

FIG. 2 is a perspective view showing the back thereof;

FIG. 3 is a left side view thereof;

FIG. 4 is a front view thereof;

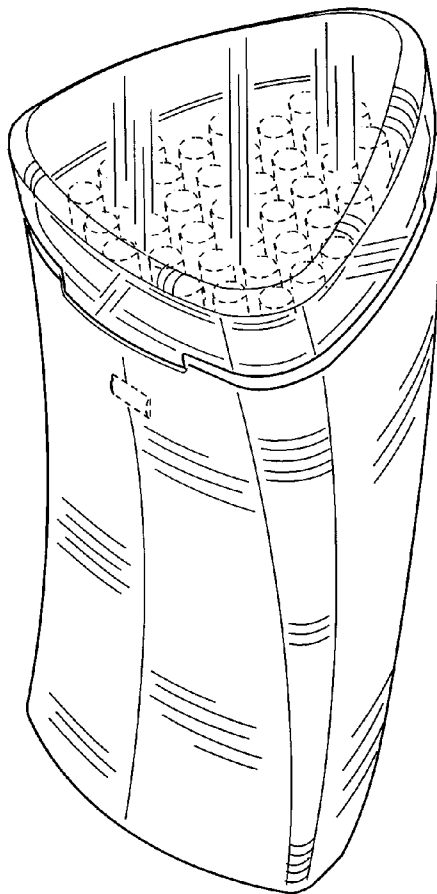
FIG. 5 is a back view thereof;

FIG. 6 is a top view thereof; and,

FIG. 7 is a bottom view thereof.

The broken lines are for illustrative purposes only and form no part of the claimed design.

1 Claim, 3 Drawing Sheets



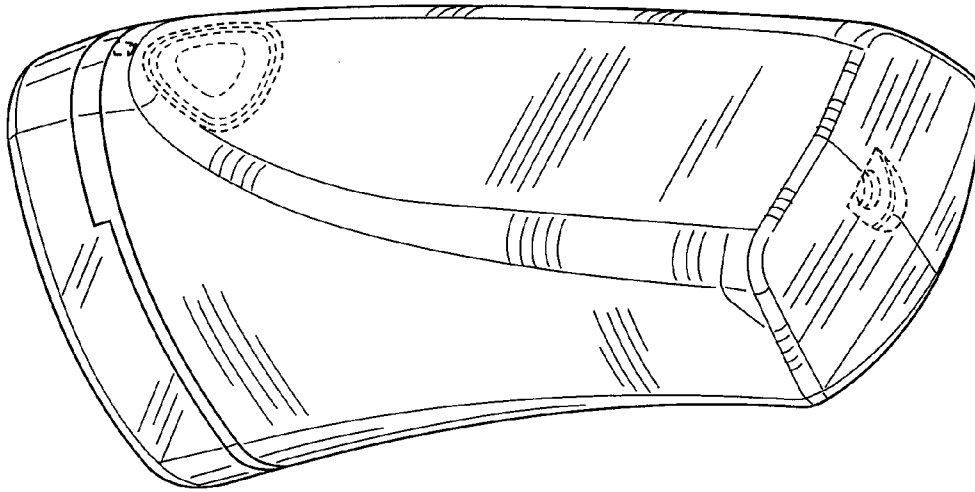


FIG. 2

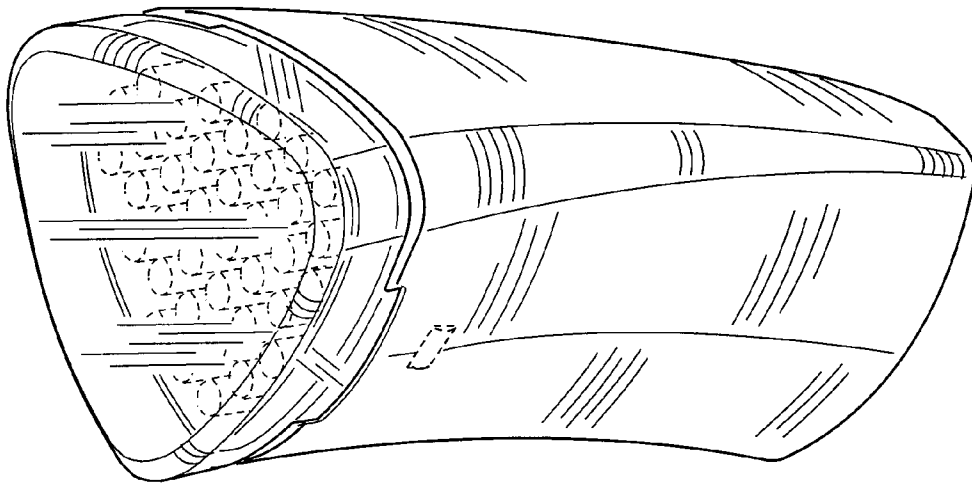


FIG. 1

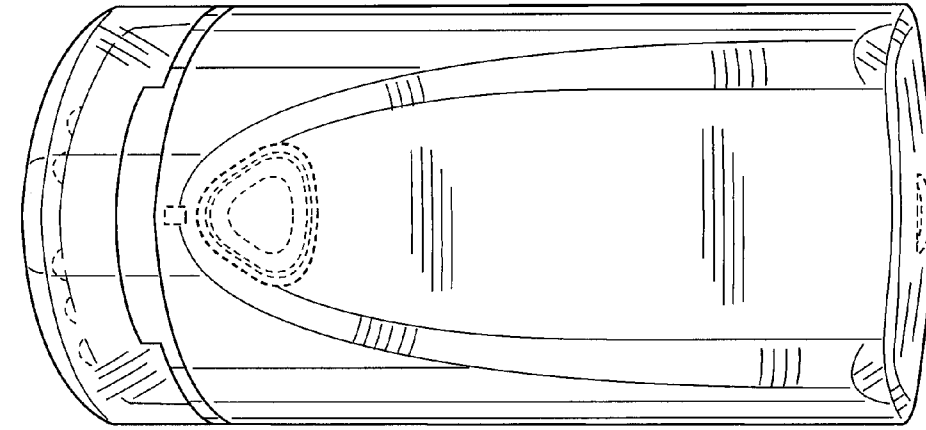


FIG. 5

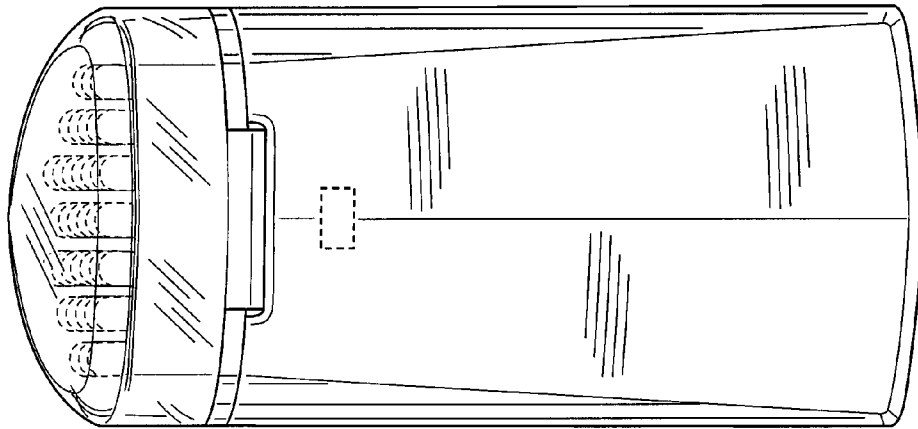


FIG. 4

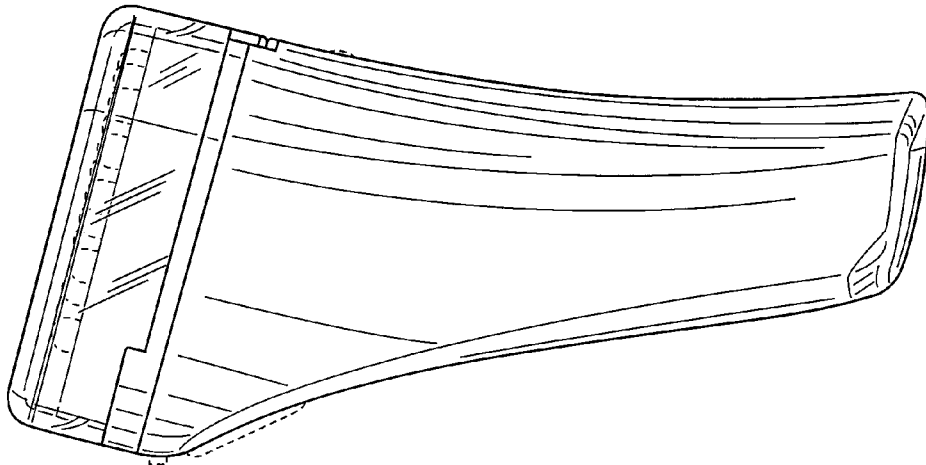


FIG. 3

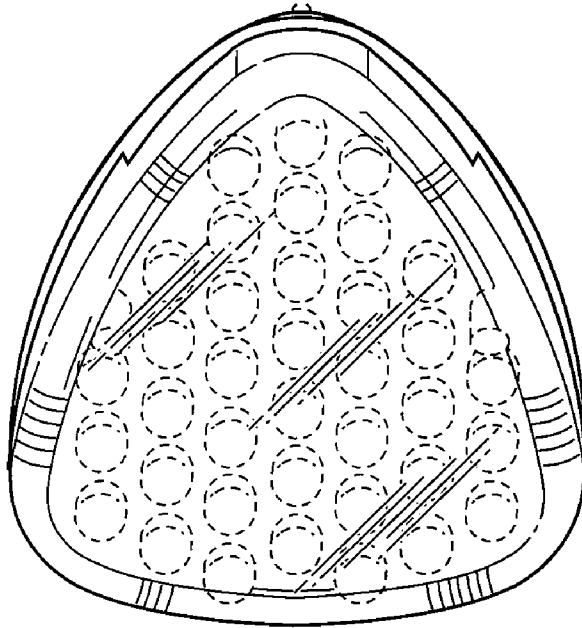


FIG. 6

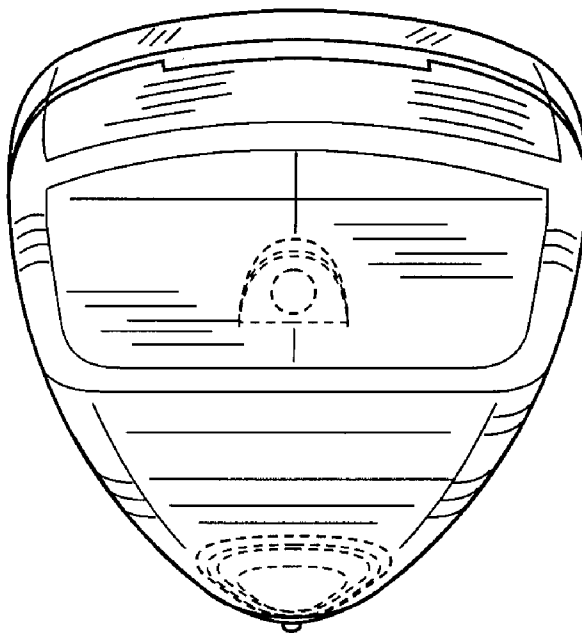


FIG. 7