

[54] SHOE SOLE

[75] Inventor: Katumitu Saruwatari, Kurume, Japan

[73] Assignee: Nippon Rubber Co., Ltd., Tokyo, Japan

[\*\*] Term: 14 Years

[21] Appl. No.: 391,696

[22] Filed: Jun. 24, 1982

[30] Foreign Application Priority Data

Dec. 25, 1981 [JP] Japan ..... 56-59218

[52] U.S. Cl. .... D2/320

[58] Field of Search ..... D2/264-324;  
36/1, 1.5, 83-93, 113, 102, 106, 25 R, 32 R, 59  
C

[56] References Cited

U.S. PATENT DOCUMENTS

D. 229,524 12/1973 Askew ..... D2/320

D. 229,644 12/1973 Persson ..... D2/320  
D. 241,484 9/1976 Castano ..... D2/320  
D. 255,175 6/1980 Iwakata ..... D2/320  
D. 257,075 9/1980 Amicone et al. .... D2/320

Primary Examiner—Louis S. Zarfes

Attorney, Agent, or Firm—Fleit, Jacobson, Cohn & Price

[57] CLAIM

The ornamental design for a shoe sole, substantially as shown and described.

DESCRIPTION

FIG. 1 is a right side elevational view of a shoe sole showing my new design;  
FIG. 2 is a left side elevational view;  
FIG. 3 is a bottom plan view;  
FIG. 4 is a top plan view;  
FIG. 5 is a front elevational view;  
FIG. 6 is a rear elevational view;  
FIG. 7 is a section taken on line 7-7 in FIG. 3; and  
FIG. 8 is a section taken on line 8-8 in FIG. 3.

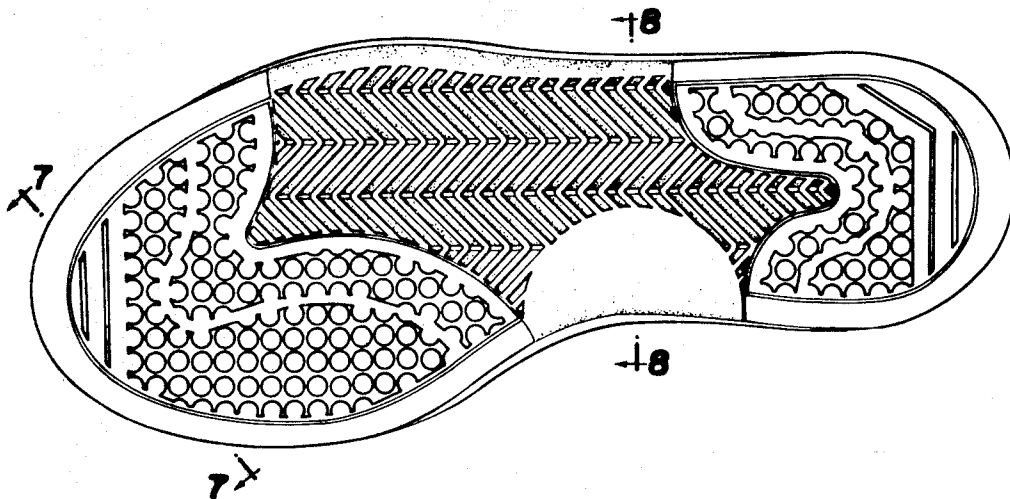



FIG. 1

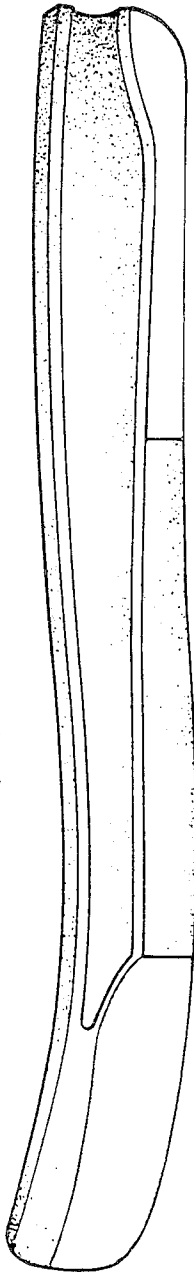


FIG. 3

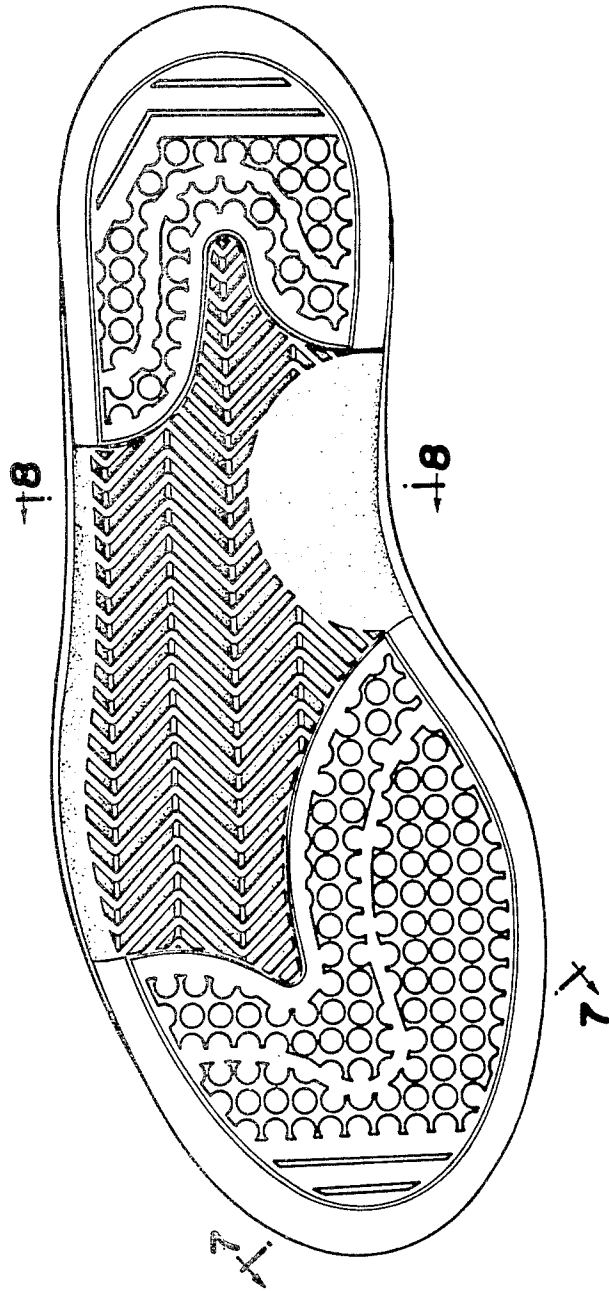


FIG. 2

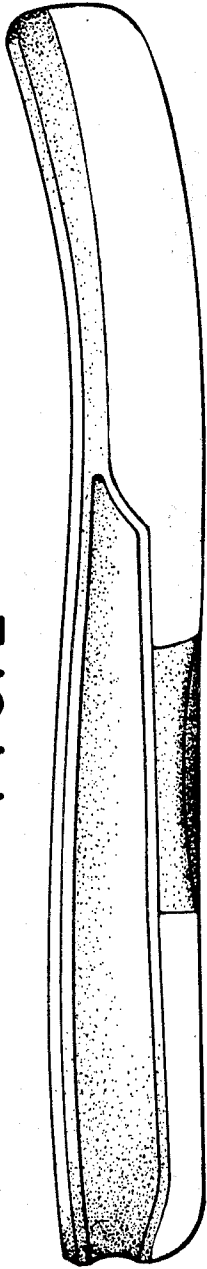


FIG. 4

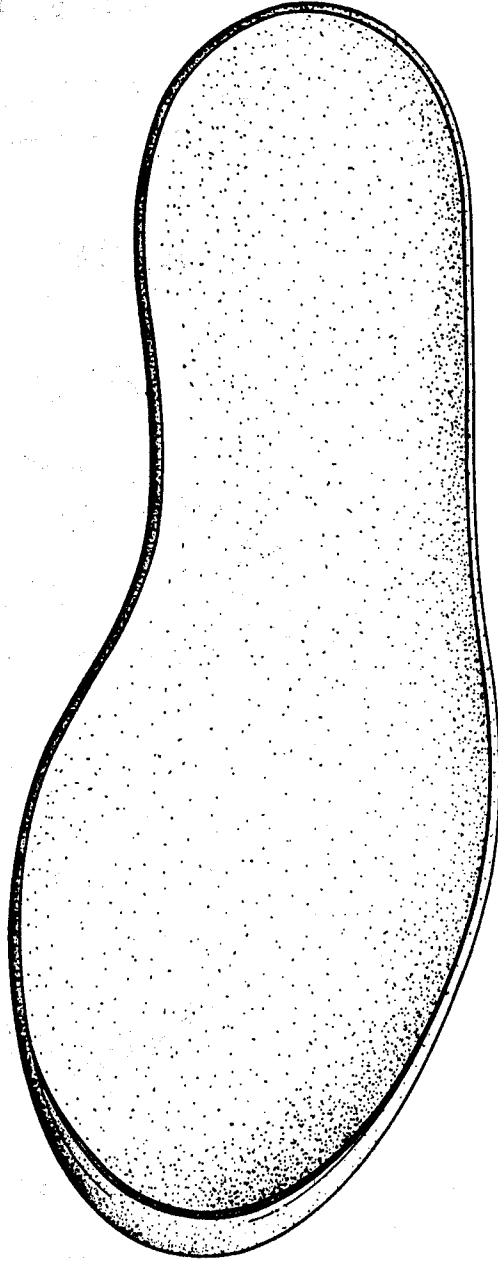


FIG. 5

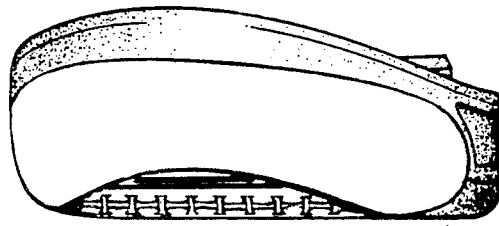


FIG. 6

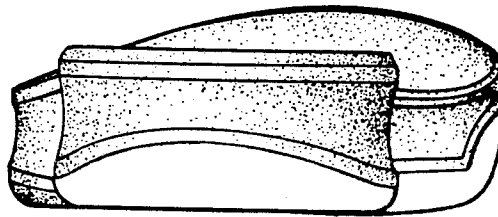


FIG. 7

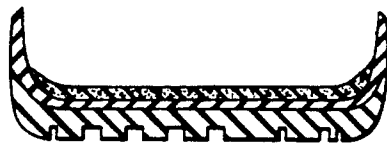


FIG. 8

