



US00D431843S

United States Patent [19]

[11] Patent Number: Des. 431,843

Seelig et al.

[45] Date of Patent: ** Oct. 10, 2000

[54] **WAGERING DEVICE DISPLAY**

| | | | |
|-----------|---------|---------|-----------|
| 4,111,429 | 9/1978 | Waski | 273/271 |
| 4,365,812 | 12/1982 | Martini | 273/243 |
| 4,961,578 | 10/1990 | Chateau | 273/144 R |

[75] Inventors: **Jerald C. Seelig; Lawrence M. Henshaw**, both of Pleasantville, N.J.

Primary Examiner—Catherine Tuttle
Attorney, Agent, or Firm—Ian F. Burns

[73] Assignee: **AC Coin and Slot Service Company**, Pleasantville, N.J.

[57] CLAIM

[**] Term: **14 Years**

The ornamental design for a wagering device display, as shown and described.

[21] Appl. No.: **29/114,020**

[22] Filed: **Nov. 16, 1999**

DESCRIPTION

[51] **LOC (7) Cl.** **21-03**

[52] **U.S. Cl.** **D21/385; D21/370**

[58] **Field of Search** D21/369-372, D21/386, 385, 389; D20/1-4, 7, 8; D11/35, 89, 131, 145; D30/101, 102; D7/300, 378, 306; D6/515, 542, 545; D9/521, 418, 414, 426; 273/138.1, 139, 144 R, 145 R, 145 A, 145 CA, 144 A, 144 B, 249, 145 C; 220/669; 221/155; 428/13; 47/69; 63/26, 32; 40/409

FIG. 1 is a perspective view of the wagering device display; FIG. 2 is a front elevational view of the wagering device display; FIG. 3 is a rear elevational view of the wagering device display; FIG. 4 is a top plan view of the wagering device display; FIG. 5 is a right side elevational view of the wagering device display; and, FIG. 6 is a left side elevational view of the wagering device display.

[56] References Cited

U.S. PATENT DOCUMENTS

| | | | |
|-----------|--------|------------------|-----------|
| 2,203,886 | 6/1940 | Zamora | 273/144 A |
| 3,645,530 | 2/1972 | Hernandez et al. | 273/138.4 |
| 3,835,665 | 9/1974 | Kitchel | 63/32 |

The broken lines showing the wagering device are for illustrative purposes only and form no part of the claimed design. The uppermost broken lines define the bounds of the claim on either side of the display but form no part thereof.

1 Claim, 2 Drawing Sheets

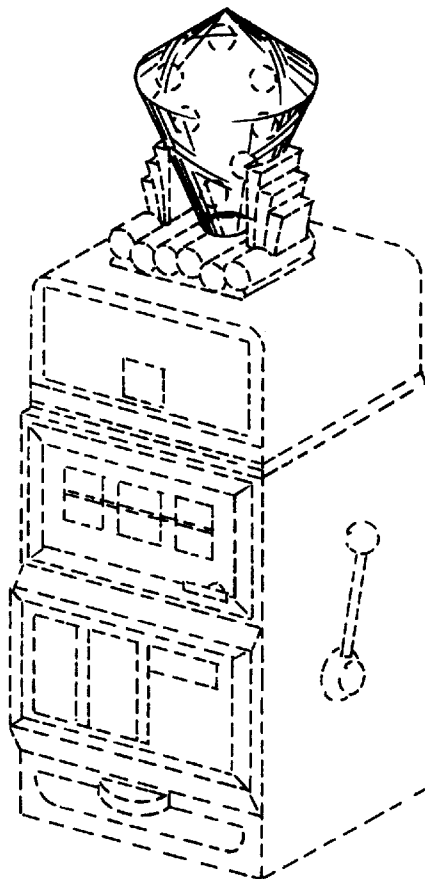


FIG. 1

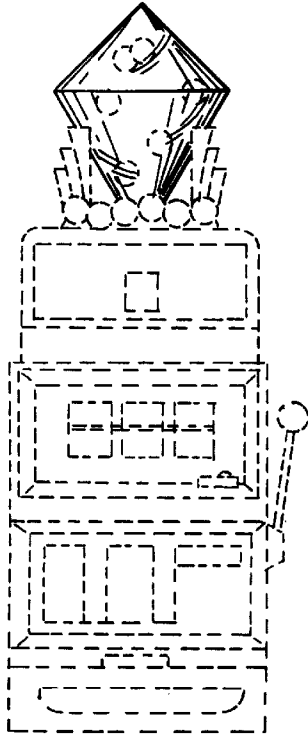
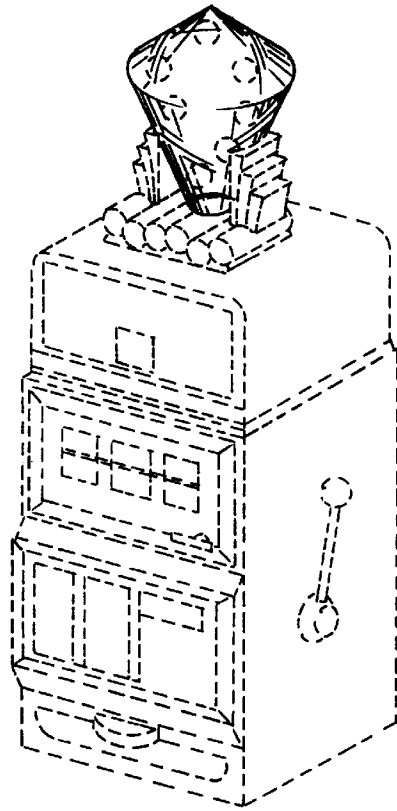


FIG. 2

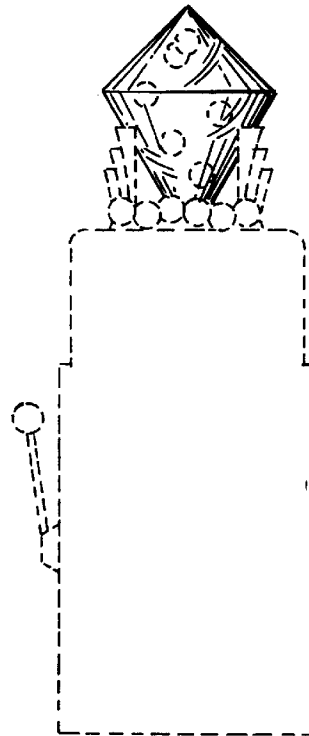


FIG. 3

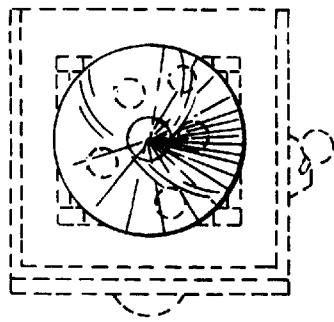


FIG. 4

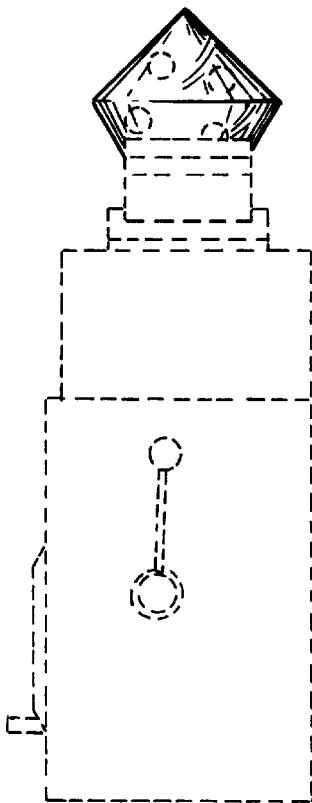


FIG. 5

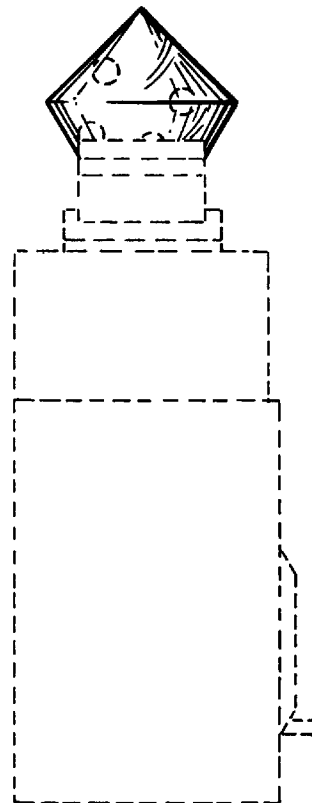


FIG. 6