

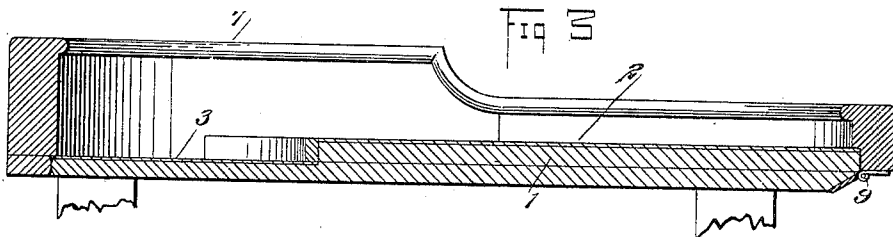
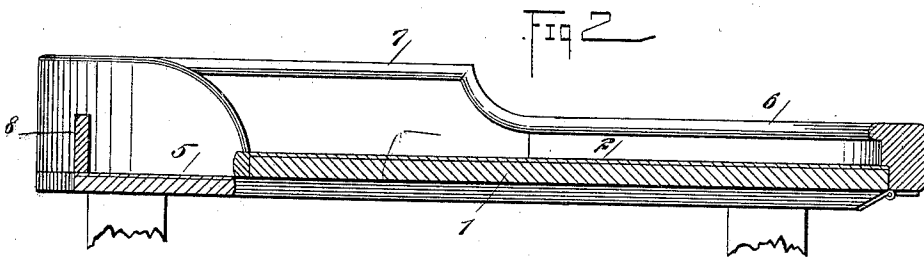
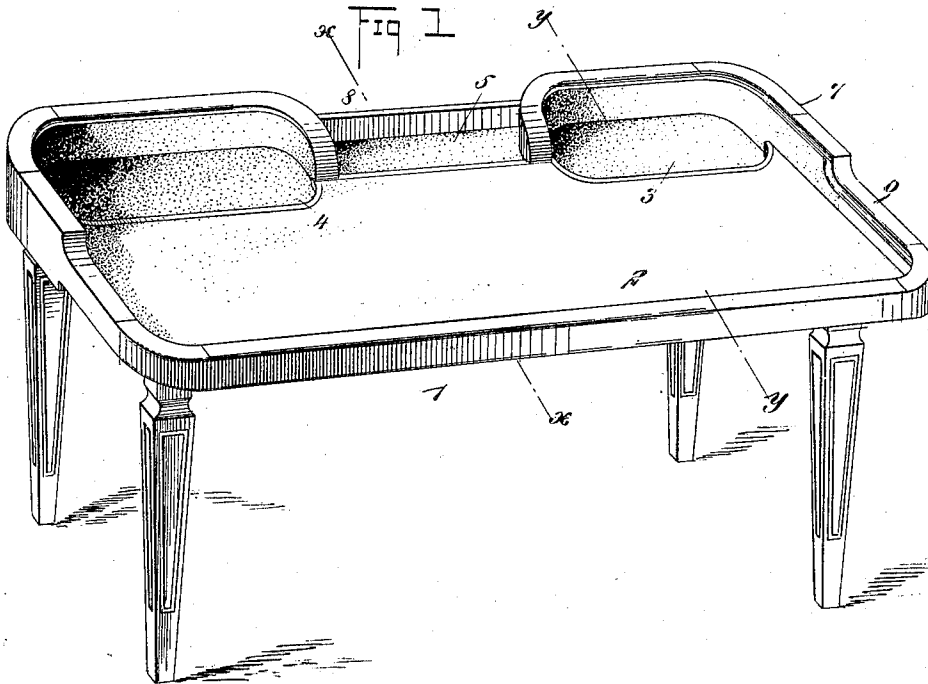
No. 672,354.

Patented Apr. 16, 1901.

S. B. COMSTOCK.
GAME TABLE.

(Application filed May 29, 1900.)

(No Model.)



WITNESSES:
W. C. Calkins
R. Ferguson

INVENTOR
Sylvester B. Comstock.
BY *[Signature]*
ATTORNEYS

UNITED STATES PATENT OFFICE.

SYLVESTER B. COMSTOCK, OF LA COLORADO, MEXICO.

GAME-TABLE.

SPECIFICATION forming part of Letters Patent No. 672,354, dated April 16, 1901.

Application filed May 29, 1900. Serial No. 18,396. (No model.)

To all whom it may concern:

Be it known that I, SYLVESTER B. COMSTOCK, a citizen of the United States, and a resident of La Colorada, State of Sonora, Mexico, have invented a new and Improved Game-Table, of which the following is a full, clear, and exact description.

This invention relates particularly to improvements in tables on which games are played with dice; and a main object is to provide a table with a pit or pits into which the dice may be cast while playing a game, so as to be in plain view of a person acting as counter for the game, and, further, to provide a rim for the table to prevent the dice from rolling off, the said rim being removable from the table to permit the thorough cleaning or repairing.

I will describe a game-table embodying my invention and then point out the novel features in the appended claim.

Reference is to be had to the accompanying drawings, forming a part of this specification, in which similar characters of reference indicate corresponding parts in all the figures.

Figure 1 is a perspective view of a game-table embodying my invention. Fig. 2 is a section on the line xx of Fig. 1, and Fig. 3 is a section on the line yy of Fig. 1.

Referring to the drawings, 1 designates the main or body portion of the table, which is preferably covered with the cloth or other fabric 2. At the rear corners of the table receiving-pits 3 4 are formed, these pits also having a covering of textile or similar material, and between the pits is a tray 5 for receiving counters or chips. Extended around the edge of the table and upward therefrom is a rim 6, designed to prevent dice or similar devices from rolling off while playing a game, and portions of this rim extend inward along the inner ends of the pits. This rim at its portion surrounding the ends and rear

side of the pits 3 and 4 is raised above the plane of the front portion, as indicated at 7, which will effectually prevent the jumping out of dice after being cast into the pits.

At the rear side of the tray 5 is an upwardly-extended rim or flange 8, which is connected to the portion 7 of the main rim and is also connected to the rim of the tray 5. The rim has hinge connections 9 with the table-top, as here shown at the front edge, so that when it is desired to clean or brush the table or to renew the cloth thereon the said rim may be easily swung upward.

In playing a game of dice the player may roll the dice on the main body of the table in such a manner as to roll into either one of the pits, the dice only counting when lodging in said pit. The dice are thus in position so that the counter may easily see them and call out the throw. The drop of the pit or pits below the main body of the table insures a turning of the dice whether they slide or roll from the body portion into the pit. The table, as shown in the drawings, may be supported on any suitable legs.

Having thus described my invention, I claim as new and desire to secure by Letters Patent—

A game-table, comprising a table-top having pits at one side, a continuous rim extending around the table and along the inner ends of the pits, the portions of the rim extending along the back and ends of the pits being higher than the portion extending around the main portion of the table-top, and a tray between the pits, substantially as specified.

In testimony whereof I have signed my name to this specification in the presence of two subscribing witnesses.

SYLVESTER B. COMSTOCK.

Witnesses:

L. T. BRISTOL,
W. J. N. MCCURDY.