



US00D566722S

(12) **United States Design Patent** (10) **Patent No.:** **US D566,722 S**
Jackson (45) **Date of Patent:** **** Apr. 15, 2008**

(54) **DISPLAY PANEL WITH ICON**

(75) Inventor: **Bruce Robert Jackson**, Watsons Bay (AU)

(73) Assignee: **Dolby Laboratories Licensing Corporation**, San Francisco, CA (US)

(**) Term: **14 Years**

(21) Appl. No.: **29/252,161**

(22) Filed: **Jan. 18, 2006**

(51) **LOC (8) Cl.** **14-04**

(52) **U.S. Cl.** **D14/489**

(58) **Field of Classification Search** D14/485-95;
D18/26, 31-3; D19/6; D20/11-2, 23-5,
D20/29-32, 36-8; 715/700-867, 973-7

See application file for complete search history.

(56) **References Cited**

U.S. PATENT DOCUMENTS

D109,883 S	5/1938	Adus	
D268,994 S	5/1983	O'Driscoll	
D278,804 S	5/1985	Tanikawa	
D286,029 S	10/1986	Graumann	
D290,587 S	6/1987	Komatsu	
D306,463 S	3/1990	Chiba	
D335,466 S	5/1993	Stewart	
D355,140 S	2/1995	Yamamura	
5,464,017 A	11/1995	Juang	
D366,871 S	2/1996	Richardson et al.	
D376,987 S	12/1996	Geschwender	
D384,341 S *	9/1997	Hoffman et al.	D14/486
5,751,819 A *	5/1998	Dorrough	381/56
D406,850 S *	3/1999	Rochel	D14/265
5,896,114 A *	4/1999	Imamura et al.	345/55
D418,826 S	1/2000	Pavely et al.	
D420,661 S	2/2000	Shintani et al.	
D421,012 S	2/2000	Myers	
6,049,791 A	4/2000	Lerner	
D425,499 S	5/2000	Millington	
D430,559 S	9/2000	Hino	

(Continued)

OTHER PUBLICATIONS

U.S. Appl. No. 29/252,174, filed Jan. 18, 2006, Bruce Robert Jackson.

Primary Examiner—Robin V. Webster

Assistant Examiner—Karen E Kearney

(74) *Attorney, Agent, or Firm*—Gallagher & Lathrop; Thomas A. Gallagher

(57) **CLAIM**

The ornamental design for a display panel with icon, substantially as shown and described.

DESCRIPTION

The ornamental design of the present invention is for a display, such as an electronic or computer-generated display, for a signal processing device, such as an audio or video signal processing device, a signal measuring device, or the like.

FIG. 1 is a front view of a display panel with icon showing my new design showing a first image with no elements activated;

FIG. 2 is a front view thereof showing a second image with all elements activated;

FIG. 3 is a front view thereof showing a third image with specific elements activated;

FIG. 4 is a front view thereof showing a fourth image with specific elements activated;

FIG. 5 is a front view thereof showing a fifth image with specific elements activated;

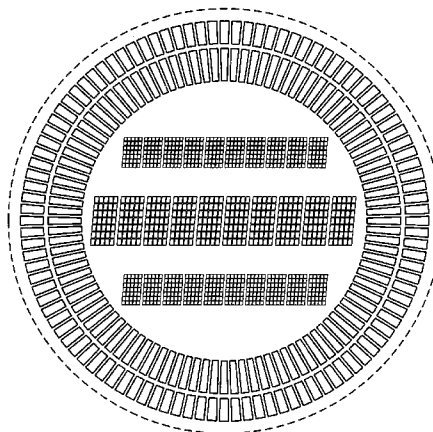
FIG. 6 is a front view thereof showing a sixth image with specific elements activated;

FIG. 7 is a front view thereof showing a seventh image with specific elements activated; and,

FIG. 8 is a front view thereof showing an eighth image with specific elements activated.

The broken line showing the display panel is for illustrating environmental structure and forms no part of the claimed design.

1 Claim, 8 Drawing Sheets



US D566,722 S

Page 2

U.S. PATENT DOCUMENTS

D452,249 S	12/2001	Fukuda		D479,715 S	9/2003	Newton	
D454,553 S	3/2002	Beard et al.		D480,071 S	9/2003	Lum	
D459,248 S	6/2002	Roelke et al.		D480,401 S	10/2003	Kahn et al.	
D461,820 S	8/2002	Wasko et al.		D488,466 S	4/2004	Newton	
D461,822 S *	8/2002	Okuley	D14/489	D493,471 S *	7/2004	McIntosh	D14/485
D466,107 S	11/2002	Lum		D496,940 S	10/2004	Fetterman	
D467,936 S	12/2002	Shim et al.		D502,170 S	2/2005	Lum	
D468,651 S *	1/2003	Hayashi	D10/59	D502,184 S	2/2005	Glezer et al.	
D469,107 S	1/2003	Miller et al.		6,879,864 B1	4/2005	Cleary, Jr.	
D471,195 S	3/2003	Lin		D507,002 S *	7/2005	Retuta et al.	D14/486
D473,151 S *	4/2003	Shaland et al.	D10/103	D512,071 S	11/2005	Esque	
D473,879 S	4/2003	Lee		D512,655 S	12/2005	McGugan	
D474,195 S	5/2003	Kates et al.		6,977,653 B1	12/2005	Cleary, Jr. et al.	
D474,778 S	5/2003	Barnes		7,031,594 B2 *	4/2006	Morishima et al.	386/52
D474,779 S	5/2003	Greminger		7,180,524 B1 *	2/2007	Axelrod	345/593
D477,595 S	7/2003	Hori et al.		2003/0117436 A1 *	6/2003	Kautto-Koivula et al. ..	345/762
D479,210 S	9/2003	Hussaini et al.		2005/0210402 A1 *	9/2005	Gunn et al.	715/773

* cited by examiner

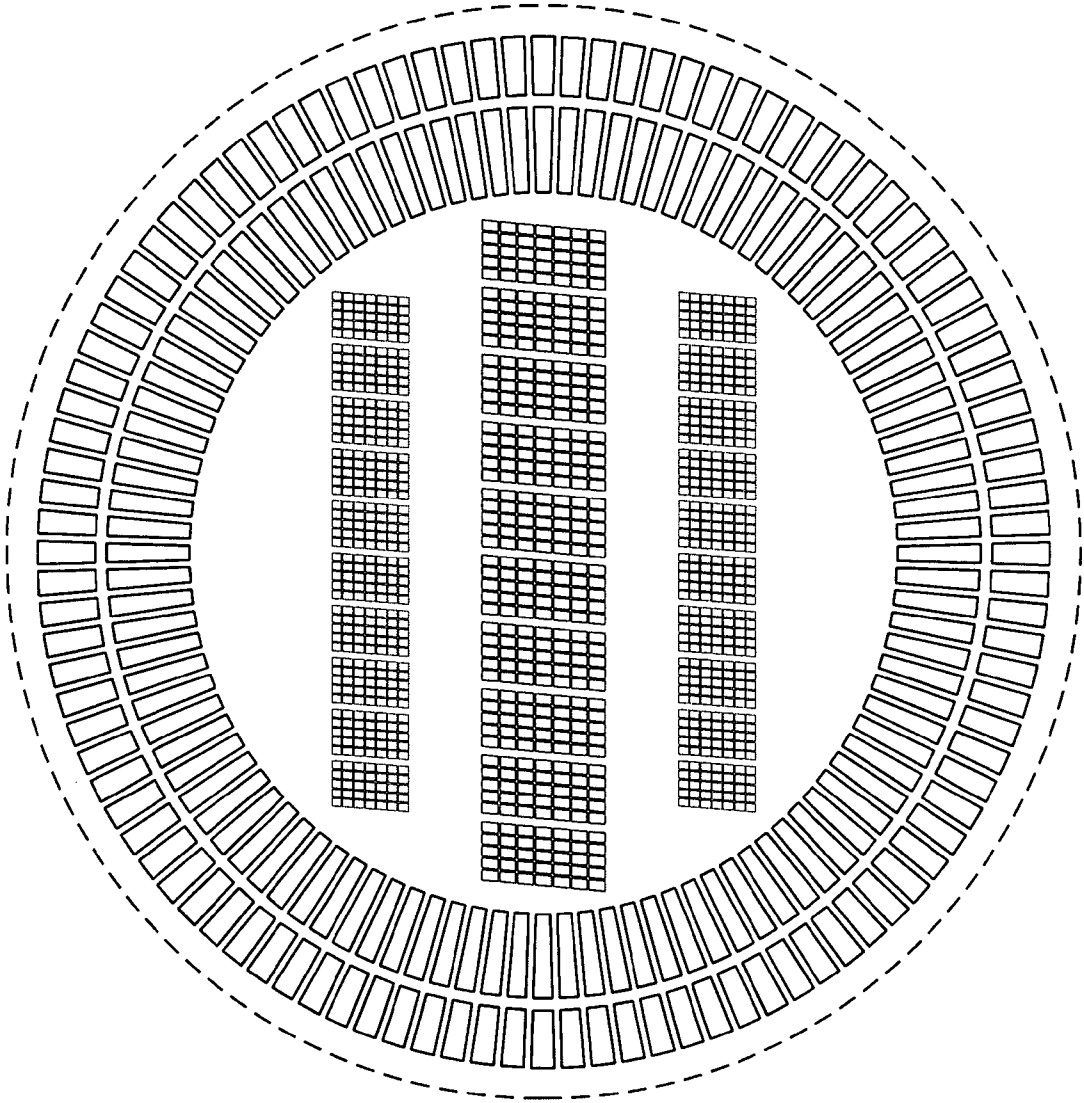


FIG. 1




FIG. 2

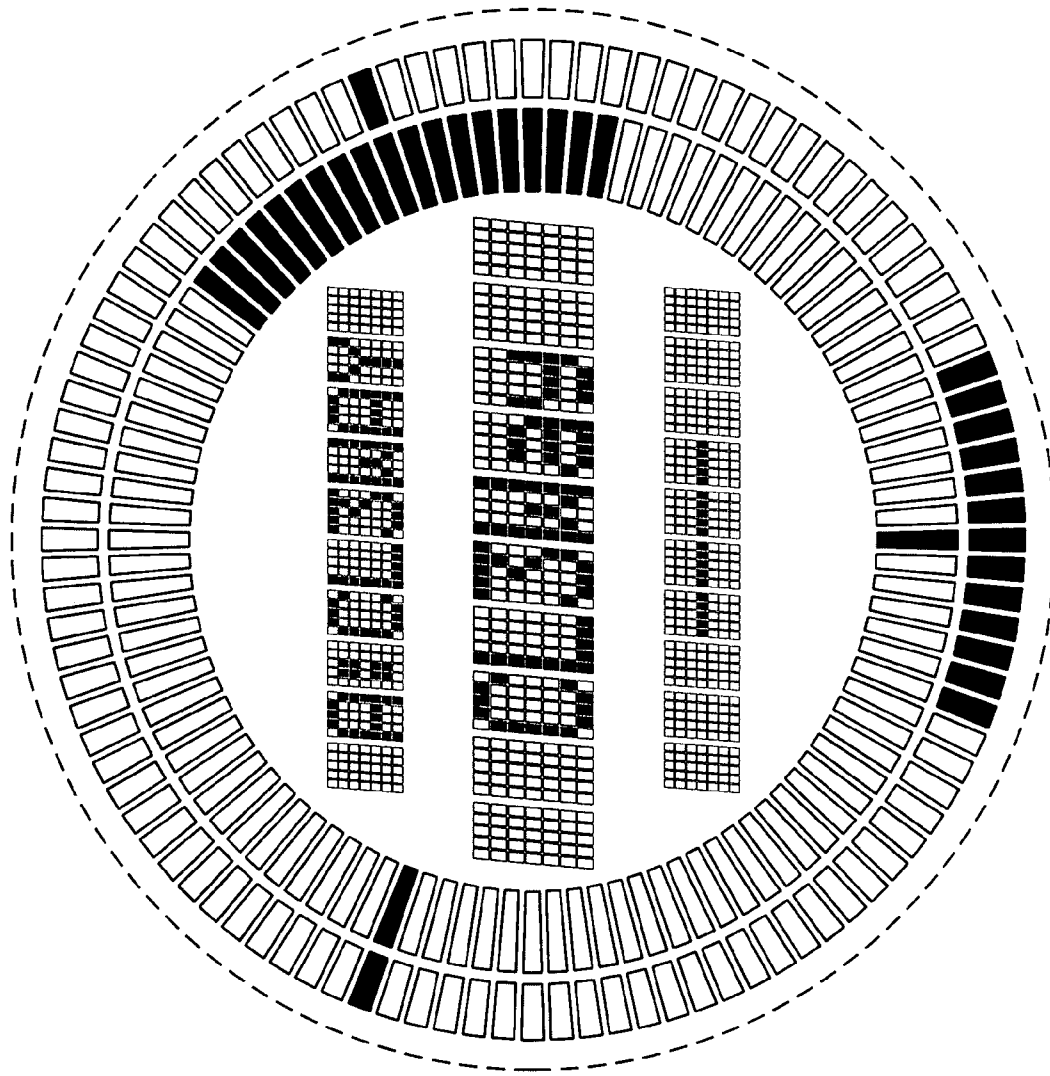


FIG. 3

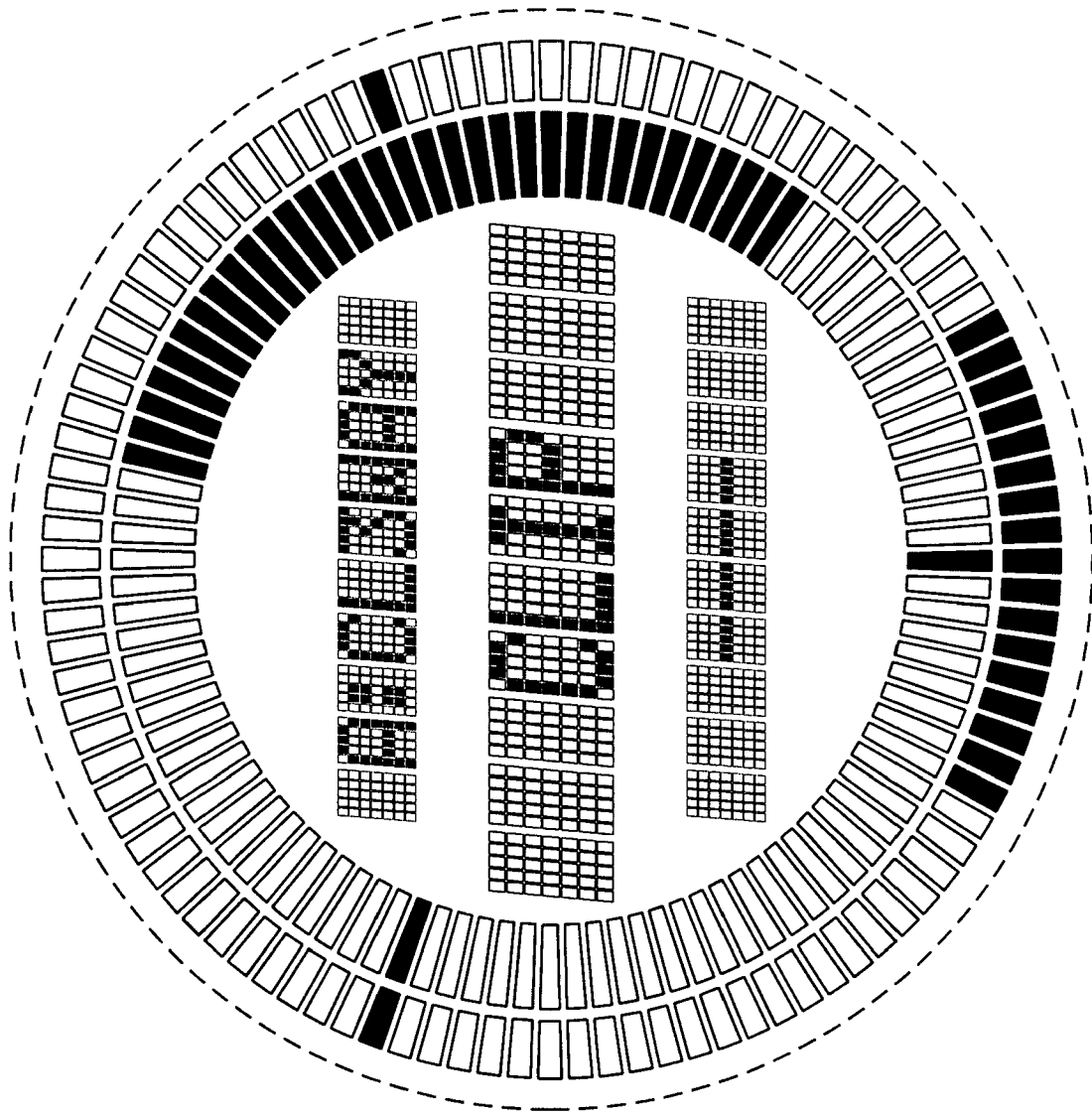


FIG. 4

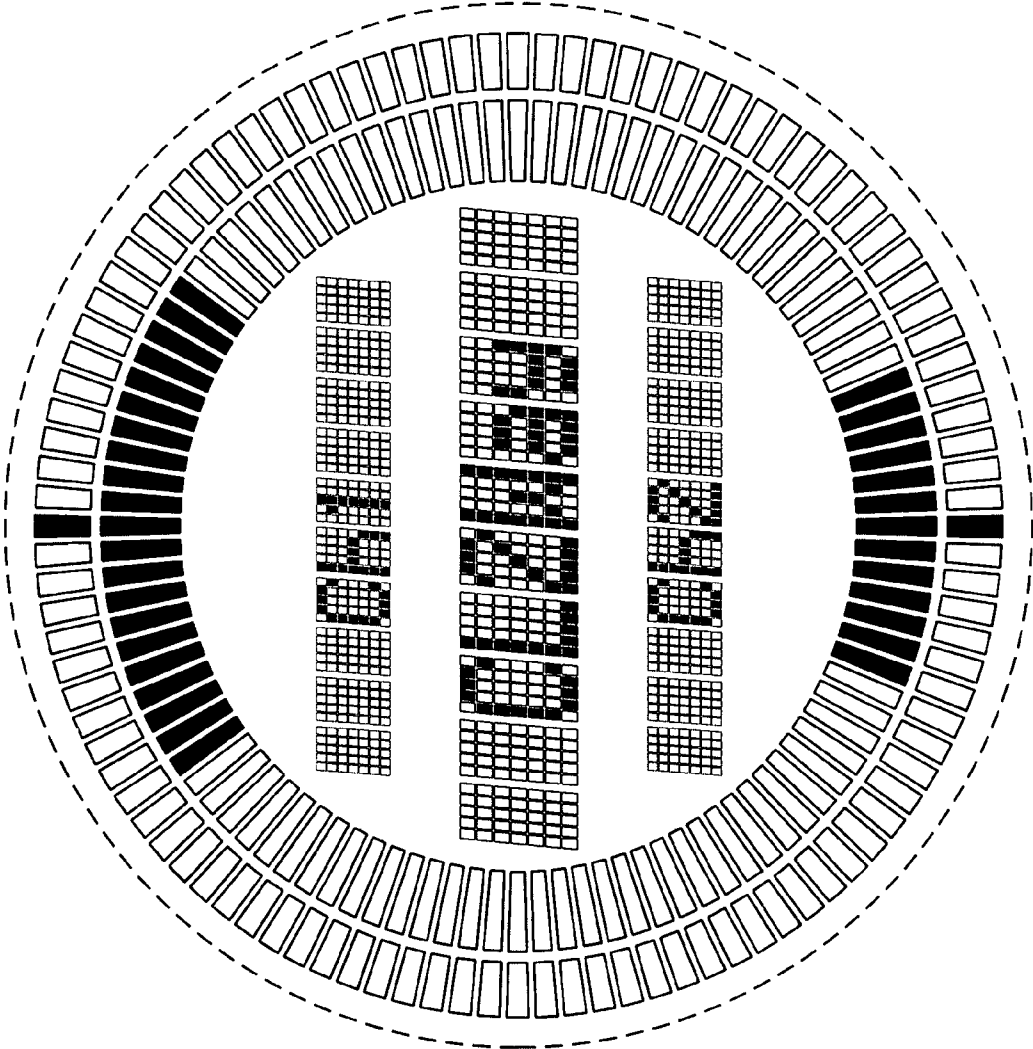


FIG. 5

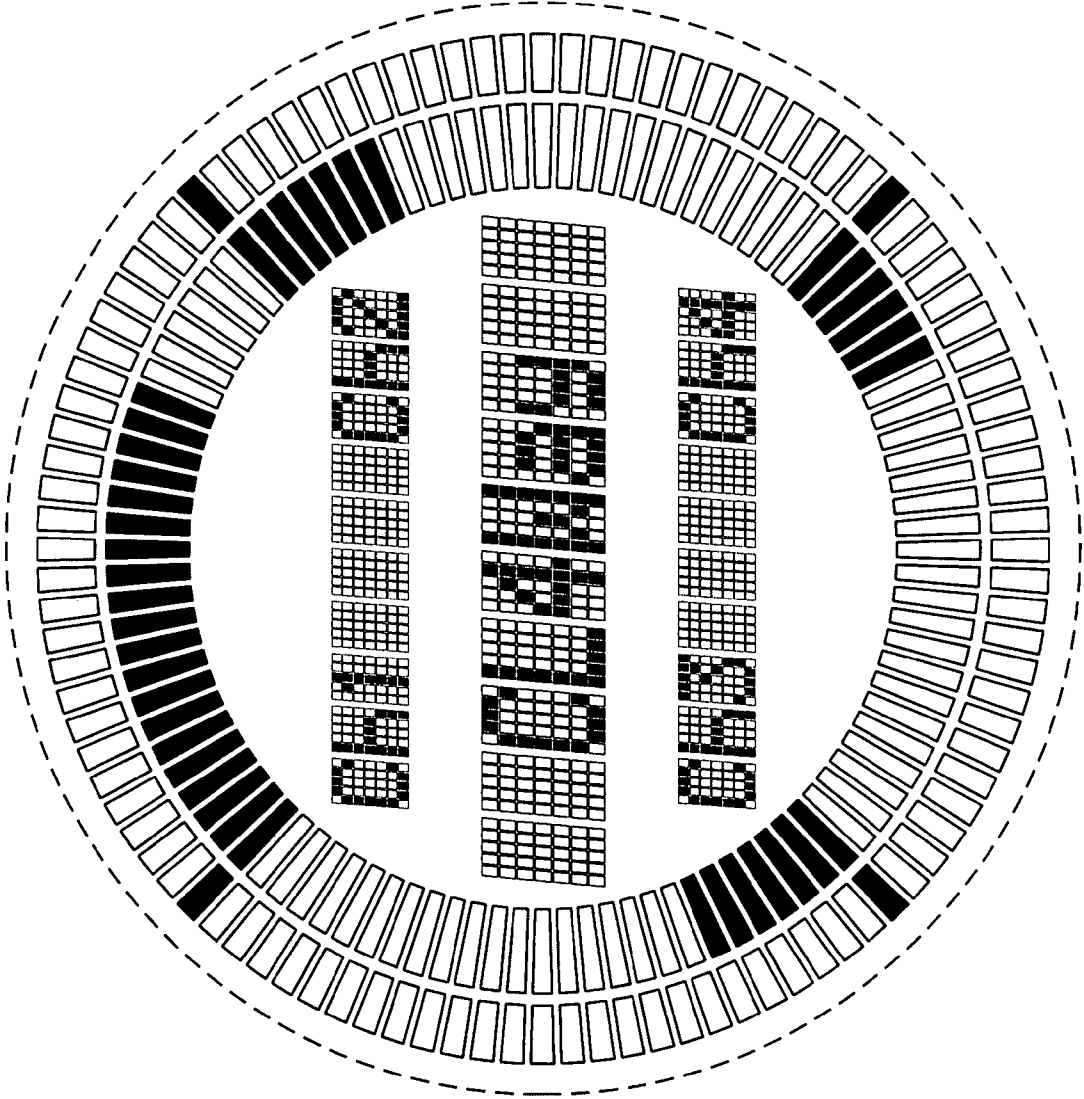


FIG. 6

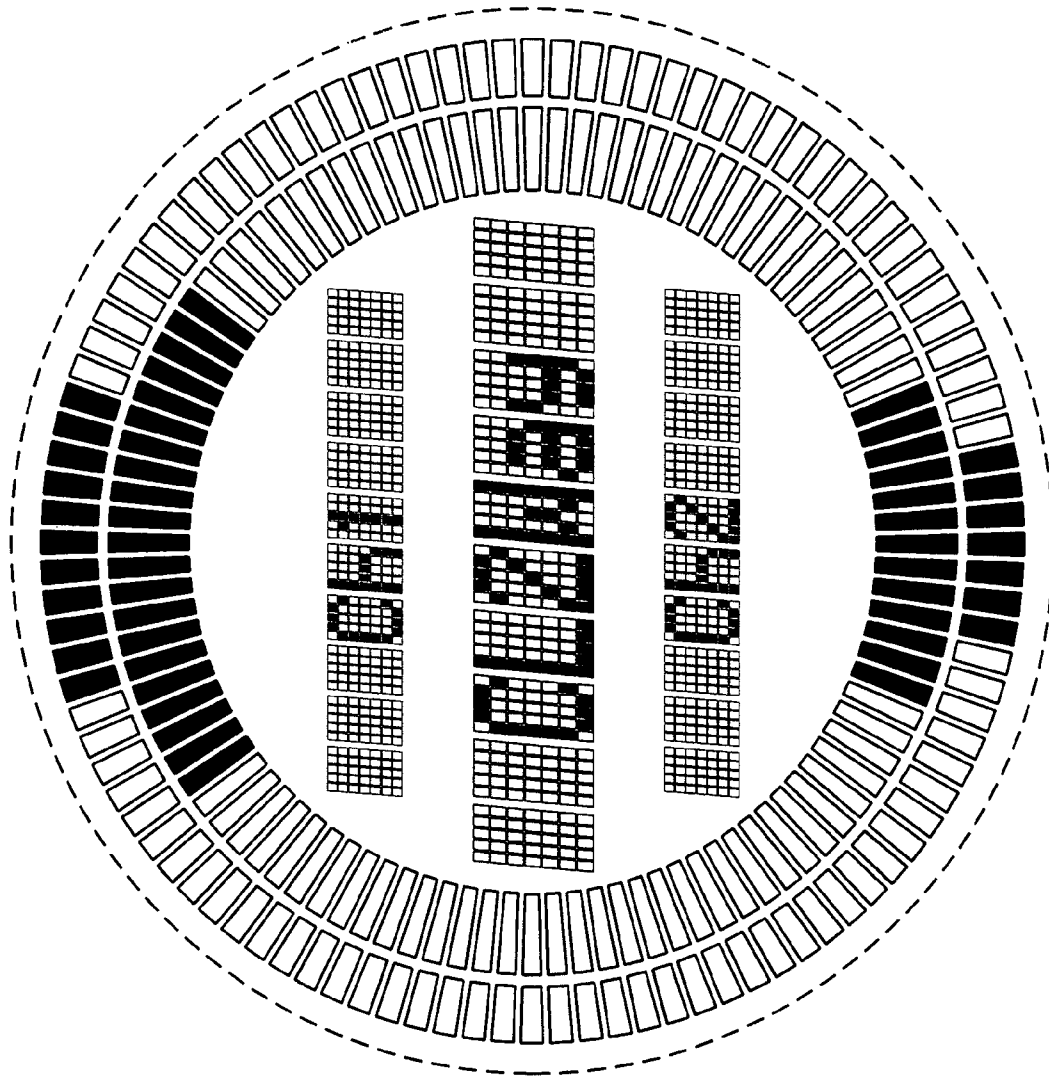


FIG. 7

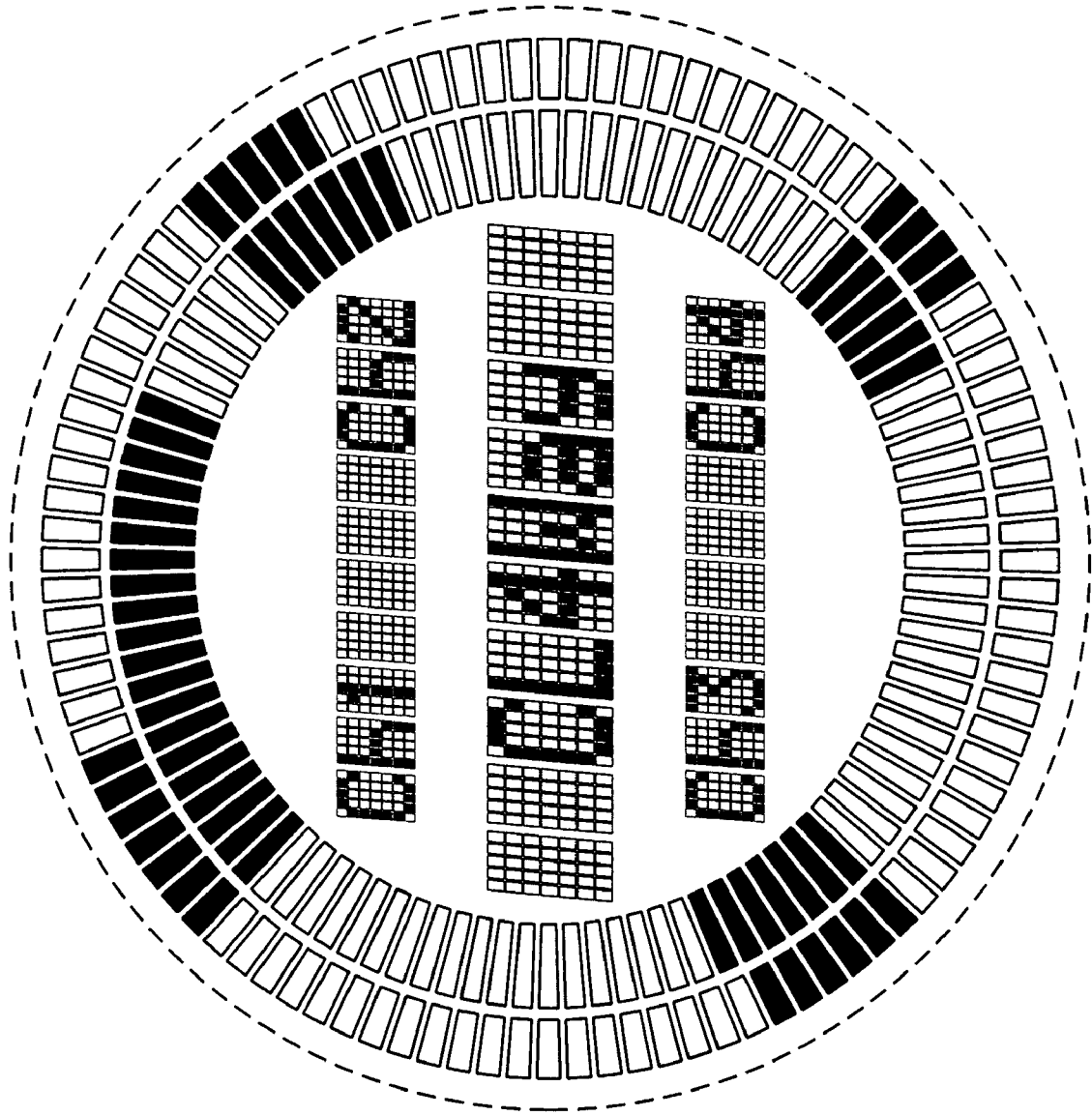


FIG. 8