



US00D336262S

United States Patent [19] O'Neal

[11] Patent Number: Des. 336,262

[45] Date of Patent: ** Jun. 8, 1993

[54] REFLECTIVE BAND FOR MOUNTING ON A FIRE HYDRANT

D. 284,936 8/1986 Newcomb D8/394
2,610,548 9/1952 Esenberg D10/111

[76] Inventor: Virgil E. O'Neal, P.O. Box 546, Bell Arthur, N.C. 27811

FOREIGN PATENT DOCUMENTS

[**] Term: 14 Years

333445 1/1937 Italy .
368797 10/1939 Italy .

[21] Appl. No.: 587,436

Primary Examiner—Wallace R. Burke
Assistant Examiner—Marcus Jackson
Attorney, Agent, or Firm—Terry M. Gernstein

[22] Filed: Sep. 25, 1990

[52] U.S. Cl. D10/111; D8/396

[58] Field of Search D8/71, 72, 73, 74, 394,
D8/396; D10/109, 111; 248/539, 313, 314, 315,
316.1, 316.2, 316.3, 316.4, 316.7

[57] CLAIM

The ornamental design for a reflective band for mounting on a fire hydrant, as shown and described.

[56] References Cited

U.S. PATENT DOCUMENTS

D. 188,377 7/1960 Martin D8/394
D. 220,068 3/1971 Heenan .
D. 221,029 6/1971 Heenan D10/111
D. 230,952 3/1974 Matsuura D8/396
D. 236,798 9/1975 Hall D8/394
D. 244,363 5/1977 Tsuyama D10/111
D. 261,489 10/1981 DuBois .

DESCRIPTION

FIG. 1 is a perspective view of a reflective band for mounting on a fire hydrant showing my new design; FIG. 2 is a front elevational view thereof; FIG. 3 is a rear elevational view thereof; FIG. 4 is a right side elevational view thereof, with the opposite side being a mirror image; and, FIG. 5 is a top plan view thereof, with the bottom being a mirror image.



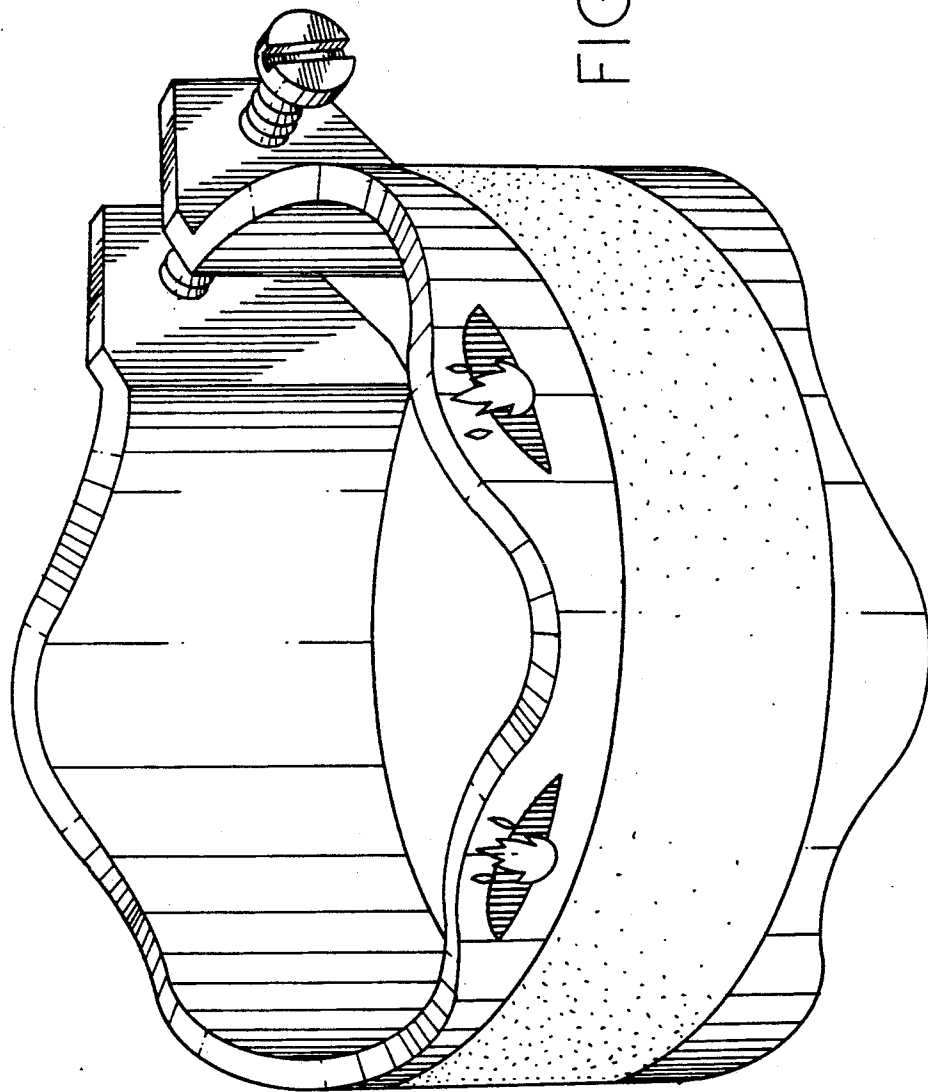


FIG. 1.

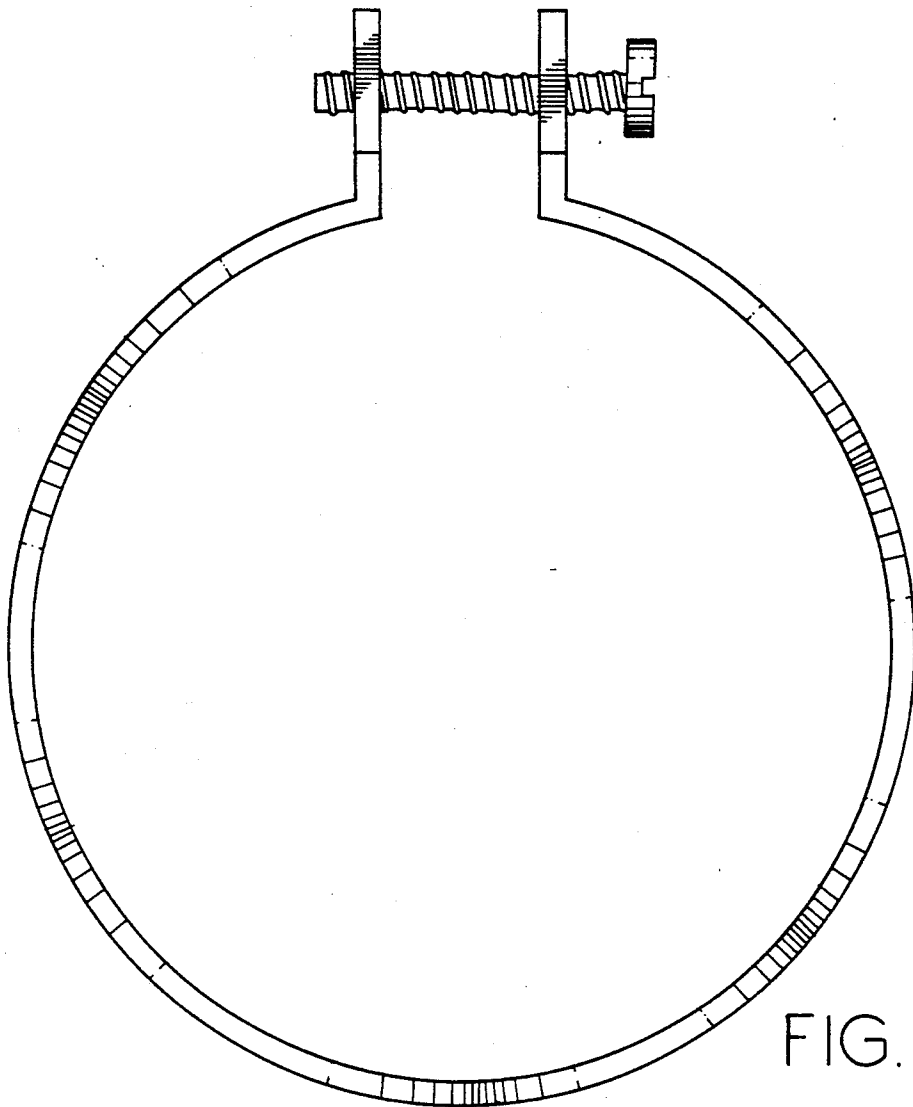
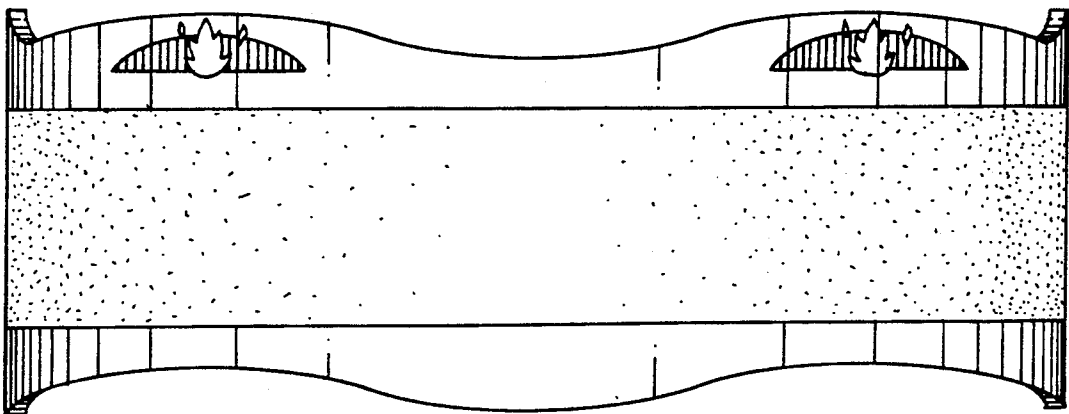


FIG. 5.

FIG. 2.



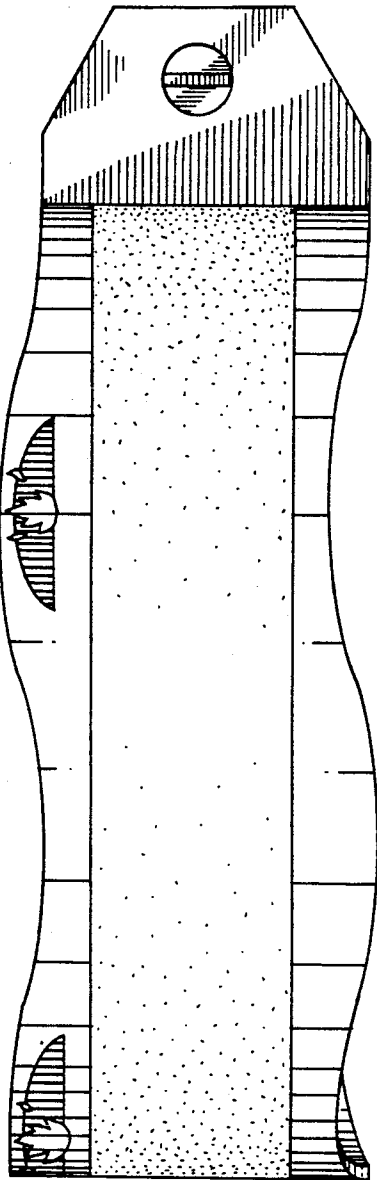


FIG. 4.

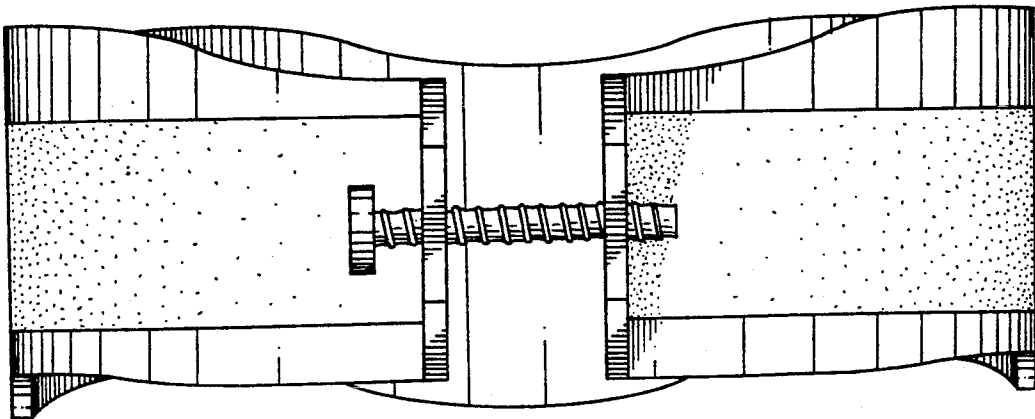


FIG. 3.