



US00D806220S

(12) **United States Design Patent**
Gobber et al.

(10) **Patent No.:** **US D806,220 S**

(45) **Date of Patent:** **** Dec. 26, 2017**

(54) **AIR FRESHENER**

(71) Applicant: **ZOBELE HOLDING SPA**, Trento (IT)

(72) Inventors: **Cedric Gobber**, Barcelona (ES);
Joaquim Llorente Alonso, Barcelona (ES)

(73) Assignee: **ZOBELE HOLDING S.P.A.**, Trento (IT)

(**) Term: **15 Years**

(21) Appl. No.: **35/500,956**

(22) Filed: **Nov. 18, 2015**

(80) **Hague Agreement Data**

Int. Filing Date: **Nov. 18, 2015**
Int. Reg. No.: **DM/088274**
Int. Reg. Date: **Nov. 18, 2015**
Int. Reg. Pub. Date: **May 20, 2016**

(30) **Foreign Application Priority Data**

May 18, 2015 (EM) 002702340-0014

(51) **LOC (10) Cl.** **23-99**

(52) **U.S. Cl.**
USPC **D23/366**

(58) **Field of Classification Search**

USPC D23/355-369, 207, 208; D28/5, 6;
261/DIG. 17, DIG. 42, DIG. 47, DIG. 55,
261/DIG. 65, DIG. 70, DIG. 88, DIG. 89;
392/386, 389, 394, 395, 403; 239/34, 44,
239/45, 53, 56

CPC ... A61L 9/02; A61L 9/03; A61L 9/034; A61L
9/04; A61L 9/12; A61L 9/032; A61L
9/122; A61L 9/127; A61L 9/22

See application file for complete search history.

(56) **References Cited**

U.S. PATENT DOCUMENTS

D551,749	S	*	9/2007	Caserta	D23/366
D574,962	S	*	8/2008	Atkins	D24/189
D596,731	S	*	7/2009	Garcia Fabrega	D23/366
D608,221	S	*	1/2010	Marchetti	D9/732
D685,899	S	*	7/2013	Marchetti	D23/366
D691,254	S	*	10/2013	Sanders	D23/366
D702,336	S	*	4/2014	Marchetti	D23/366
D709,999	S	*	7/2014	Poindexter	D23/366
D736,941	S	*	8/2015	Nicholson	D24/207
D737,947	S	*	9/2015	Dobler	D23/368
D766,416	S	*	9/2016	Seshadri	D23/366
2013/0266486	A1	*	10/2013	Wu	A61L 9/12 422/123
2016/0129146	A1	*	5/2016	Riera Giner	A61L 9/125 239/34

* cited by examiner

Primary Examiner — Keli L Hill

(74) *Attorney, Agent, or Firm* — Ostrolenk Faber LLP

(57) **CLAIM**

The ornamental design for an air freshener, as shown and described.

DESCRIPTION

1. Air freshener

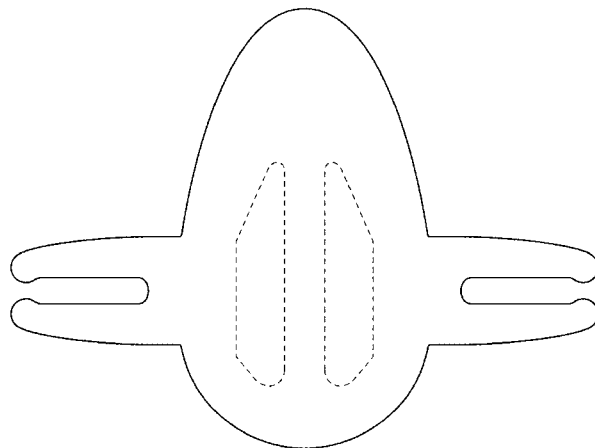
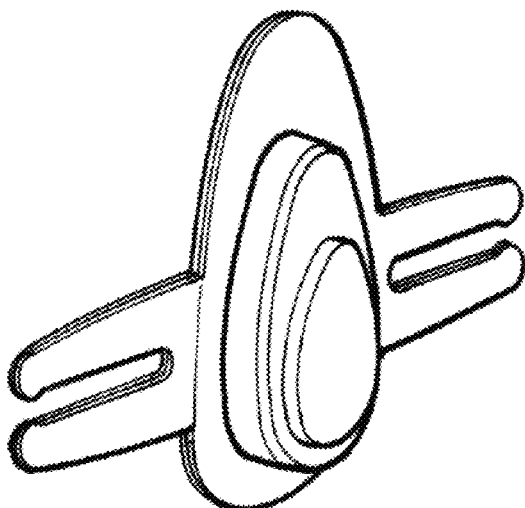
1.1 is a top and front perspective view of an air freshener showing our new design;

1.2 is a rear elevation view thereof; and

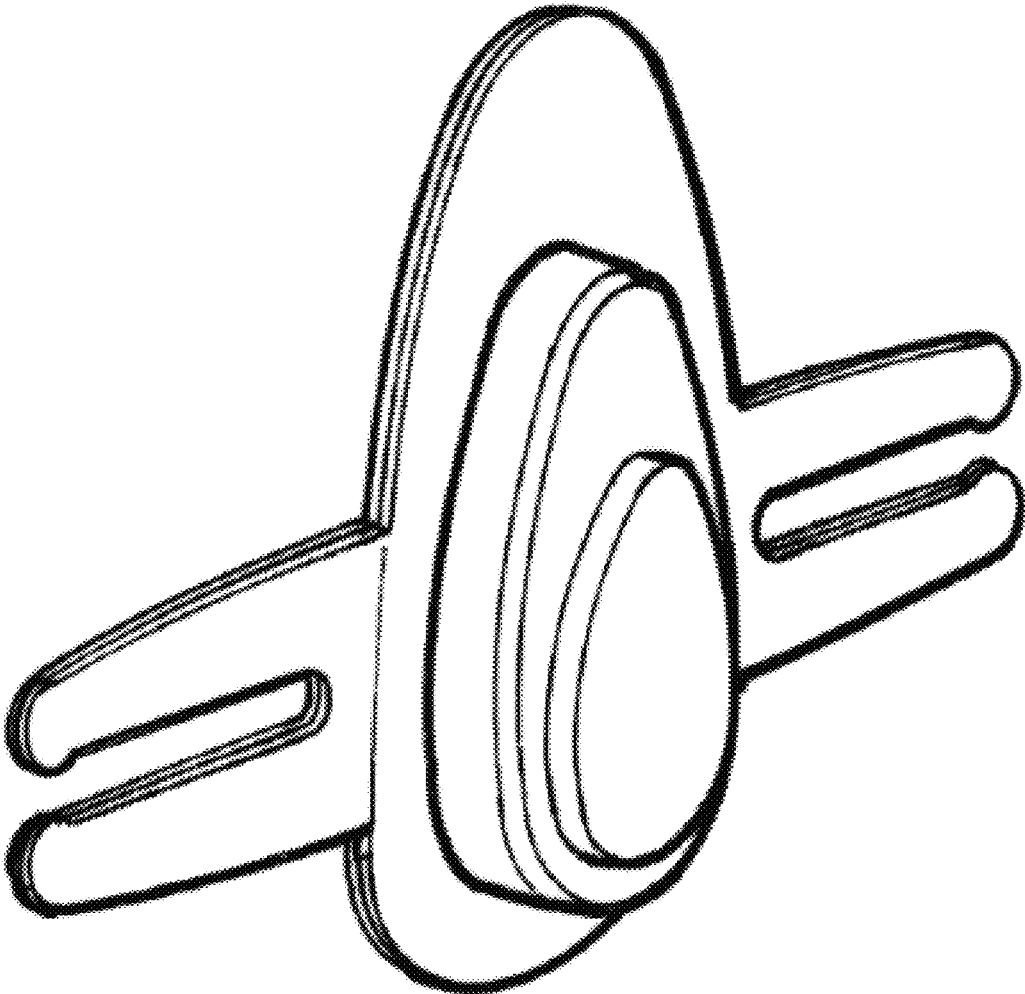
1.3 is a front elevation view hereof.

The broken lines are used to show environmental features and form no part of the claimed design.

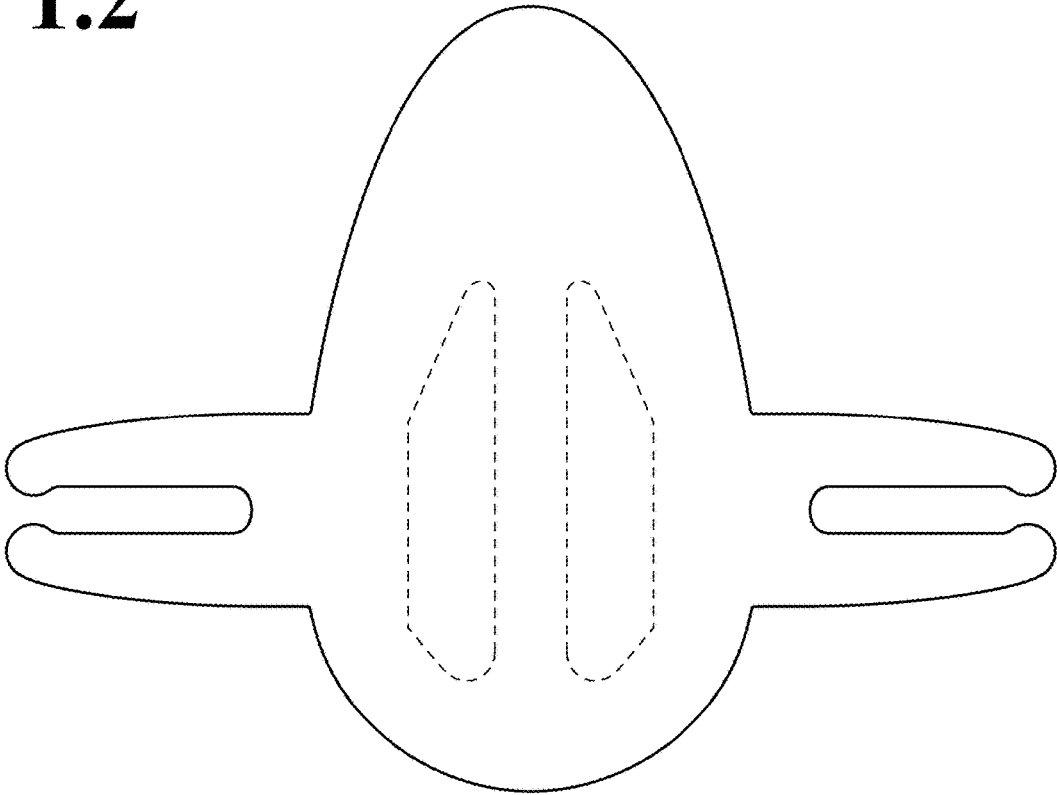
1 Claim, 3 Drawing Sheets



1.1



1.2



1.3

