



US00D560676S

(12) **United States Design Patent**
Wohlford et al.

(10) **Patent No.:** **US D560,676 S**

(45) **Date of Patent:** **** Jan. 29, 2008**

(54) **TILT ADJUSTABLE DISPLAY MOUNT**

2007/0176067 A1* 8/2007 Monaco 248/284.1

(75) Inventors: **Jim Wohlford**, Savage, MN (US);
Steven Durkee, Savage, MN (US);
Nathan Bohl, Savage, MN (US)

OTHER PUBLICATIONS

Chief Manufacturing Inc. Full Line Catalog, *Mounting Solutions Product Guide*, Jun. 2006.

(73) Assignee: **CSAV, Inc.**, Savage, MN (US)

* cited by examiner

(**) Term: **14 Years**

Primary Examiner—Cathron Brooks

Assistant Examiner—Angela J Lee

(21) Appl. No.: **29/268,148**

(74) *Attorney, Agent, or Firm*—Patterson, Thuente, Skaar & Christensen, PA

(22) Filed: **Oct. 31, 2006**

(57) **CLAIM**

(51) **LOC (8) Cl.** **14-03**

The ornamental design for a tilt adjustable display mount, as shown and described.

(52) **U.S. Cl.** **D14/451**

(58) **Field of Classification Search** D14/129,
D14/209, 217, 224, 237, 238, 239, 432, 439,
D8/354, 355, 363, 373, 380, 387, 388, 389;
D8/349,
D16/235, 242; 248/176.1, 201, 205.1, 220.21,
248/223.31, 231.9, 274.1, 276.1, 281.11,
248/284.1, 286.1, 309.1, 323, 324, 349.1,
248/371, 398, 425, 638, 917, 918, 919, 920,
248/921, 922, 923, 924; 348/825, 827, 836
See application file for complete search history.

DESCRIPTION

FIG. 1 is a front perspective view of a tilt adjustable display mount;

FIG. 2 is a front elevation view of the tilt adjustable display mount depicted in FIG. 1;

FIG. 3 is a rear elevation view of the tilt adjustable display mount depicted in FIG. 1;

FIG. 4 is a bottom plan view of the tilt adjustable display mount depicted in FIG. 1;

FIG. 5 is a top plan view of the tilt adjustable display mount depicted in FIG. 1; and,

FIG. 6 is a side elevation view of the tilt adjustable display mount depicted in FIG. 1.


The opposing side elevation view although not depicted is a mirror image of the view of FIG. 6.

(56) **References Cited**

U.S. PATENT DOCUMENTS

2,974,918	A *	3/1961	Voigtlander	248/201
4,943,022	A *	7/1990	Rinderer	248/205.1
D494,978	S *	8/2004	Pfister	D14/451
D495,713	S *	9/2004	Pfister et al.	D14/451
7,175,152	B2 *	2/2007	Dittmer	248/221.11
2004/0232298	A1 *	11/2004	Bremmon et al.	248/281.11
2007/0120030	A1 *	5/2007	Dittmer	248/221.11
2007/0170336	A1 *	7/2007	Li	248/324

1 Claim, 3 Drawing Sheets



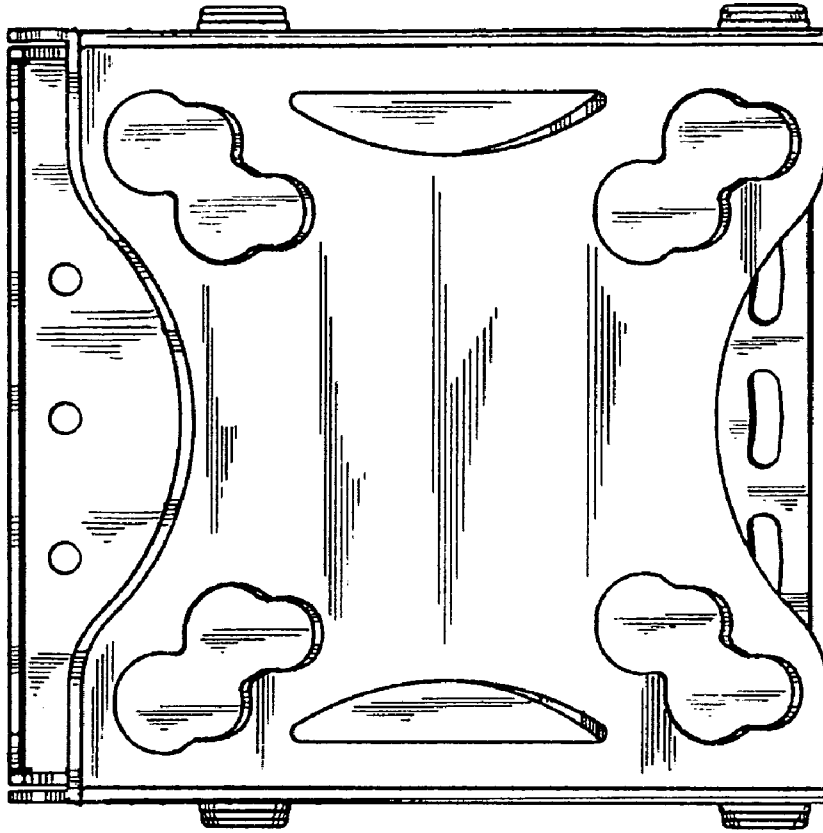


Fig. 2.




Fig. 1.

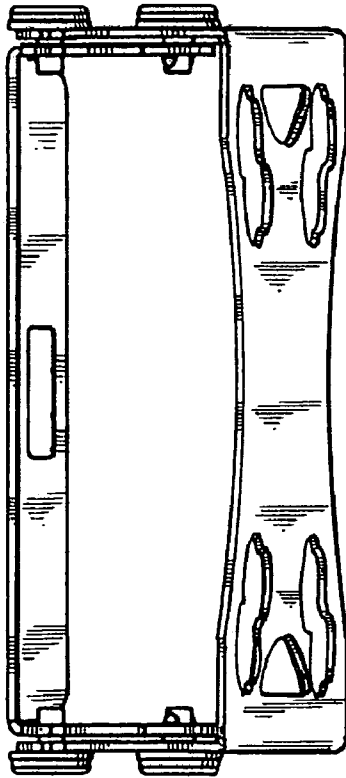


Fig. 4.

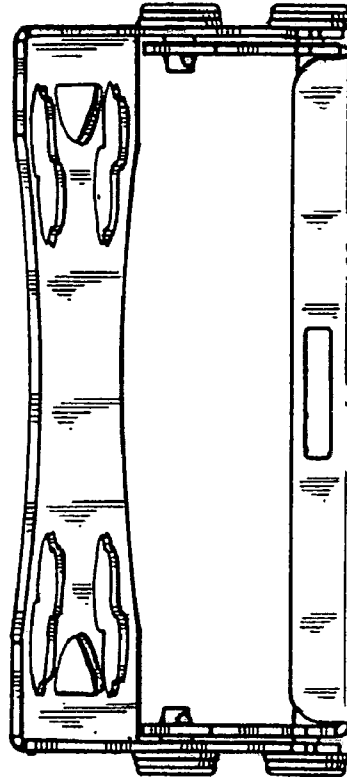


Fig. 5.

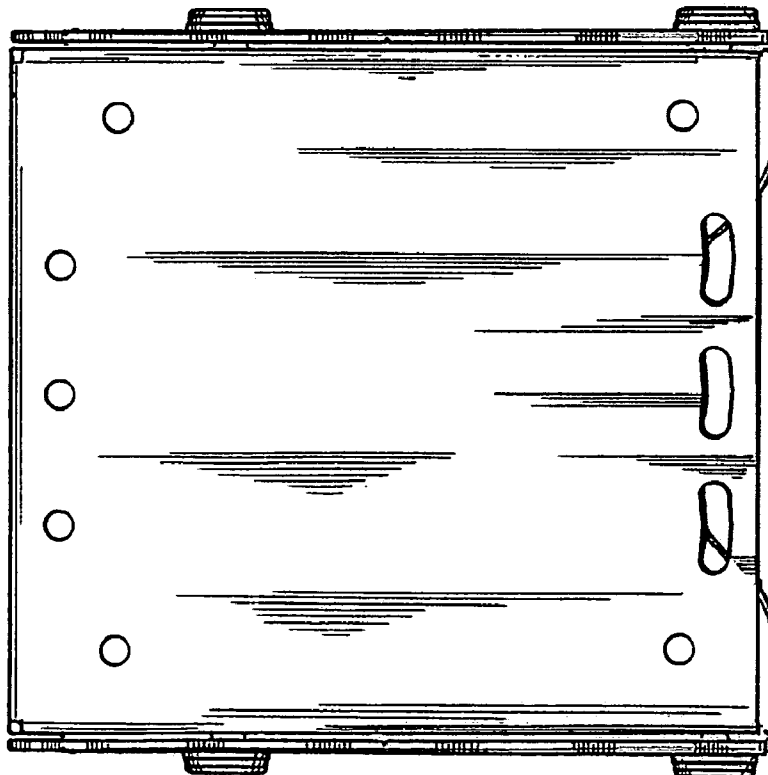


Fig. 3.




Fig. 6.