



US00D699574S

(12) **United States Design Patent**  
**Cox et al.**

(10) **Patent No.:** **US D699,574 S**

(45) **Date of Patent:** **\*\* Feb. 18, 2014**

- (54) **BOTTLE**
- (71) Applicant: **Abbott Laboratories**, Abbott Park, IL (US)
- (72) Inventors: **Christopher A. Cox**, Westerville, OH (US); **James P. Perry**, Westerville, OH (US); **Michael Anthony Lorenz**, Gahanna, OH (US)
- (73) Assignee: **Abbott Laboratories**, Abbott Park, IL (US)
- (\*\*) Term: **14 Years**
- (21) Appl. No.: **29/437,697**
- (22) Filed: **Nov. 20, 2012**
- (51) **LOC (10) Cl.** ..... **09-01**
- (52) **U.S. Cl.**  
USPC ..... **D9/500; D9/539**
- (58) **Field of Classification Search**  
USPC ..... D9/500, 502-505, 516, 530, 537-539, D9/549, 557-558, 682, 686, 688-691, 763, D9/772-780; D7/509-511, 523, 590; D24/197; 215/11.1, 43, 379, 382, 660, 215/669-673, 675  
See application file for complete search history.

D437,229 S *	2/2001	Andrew	.....	D9/516
D438,116 S	2/2001	Nosella		
D466,813 S	12/2002	Thierjung et al.		
D467,179 S	12/2002	Nelson et al.		
D476,894 S *	7/2003	Masotta et al.	.....	D9/503
D489,268 S	5/2004	Wang		
D518,726 S	4/2006	Baker		
D526,565 S	8/2006	Griffin et al.		
D531,903 S	11/2006	Haubein		
D548,088 S	8/2007	Ungrady		
D575,161 S	8/2008	Lepoitevin		
D580,763 S	11/2008	Perez		
D596,501 S *	7/2009	Diss et al.	.....	D9/776
D596,502 S *	7/2009	Diss et al.	.....	D9/776
D605,517 S	12/2009	Caldwell		

(Continued)

*Primary Examiner* — Ian Simmons  
*Assistant Examiner* — Dana L Meyrow  
 (74) *Attorney, Agent, or Firm* — Calfee, Halter & Griswold LLP

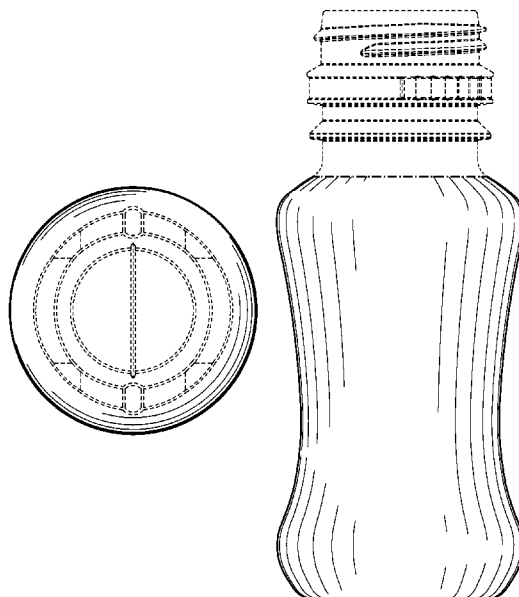
(57) **CLAIM**  
 We claim the ornamental design for a bottle, as shown and described.

**DESCRIPTION**

FIG. 1 is a front perspective view of a bottle showing the new design;  
 FIG. 2 is a top plan view of the bottle of FIG. 1;  
 FIG. 3 is a bottom plan view of the bottle of FIG. 1;  
 FIG. 4 is a front elevational view of the bottle of FIG. 1;  
 FIG. 5 is a rear elevational view of the bottle of FIG. 1;  
 FIG. 6 is a left side elevation view of the bottle of FIG. 1; and  
 FIG. 7 is a right side elevation view of the bottle of FIG. 1.  
 The evenly-dashed broken lines in the drawings illustrate the portions of the design that form no part of the claim. The dot-dot-dash broken lines in the drawings define the bounds of the claim and form no part thereof.

**1 Claim, 3 Drawing Sheets**

- (56) **References Cited**  
 U.S. PATENT DOCUMENTS  
 D58,203 S \* 6/1921 Anderson ..... D9/500  
 D127,711 S \* 6/1941 Foley ..... D9/505  
 D225,725 S 1/1973 Pettengill  
 D237,853 S \* 12/1975 Katz ..... D7/523  
 4,613,050 A \* 9/1986 Atkin et al. .... 215/11.5  
 6,044,992 A 4/2000 Ma  
 D428,814 S 8/2000 Silvers et al.



# US D699,574 S

Page 2

---

(56)

## References Cited

### U.S. PATENT DOCUMENTS

D608,642 S 1/2010 Black  
D610,011 S 2/2010 De Pieretti  
D613,166 S 4/2010 Bentley

D614,049 S \* 4/2010 Diss et al. .... D9/776  
D620,361 S \* 7/2010 Scott ..... D9/500  
D641,887 S \* 7/2011 Sirota ..... D24/197  
D642,470 S 8/2011 Yourist

\* cited by examiner

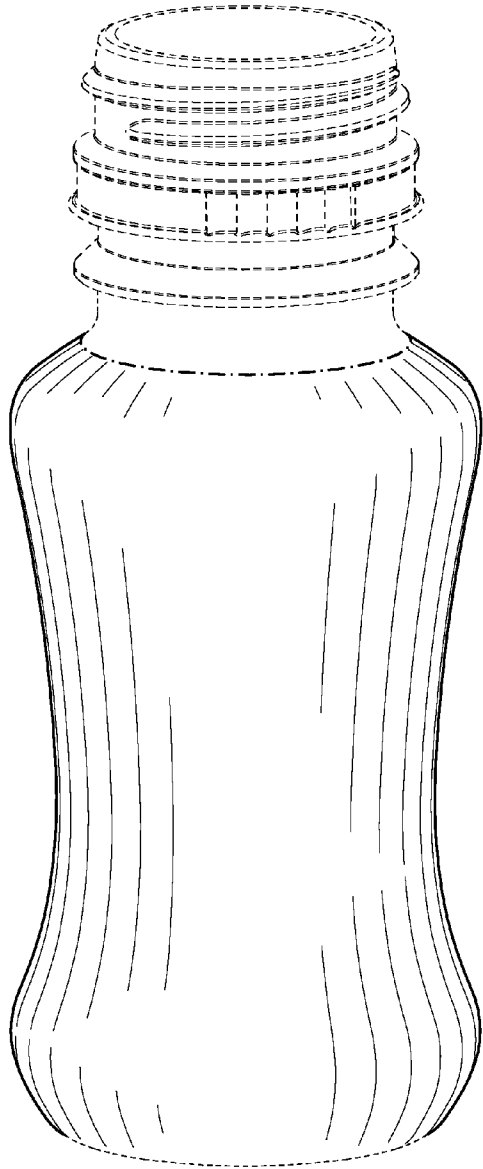


Fig. 1

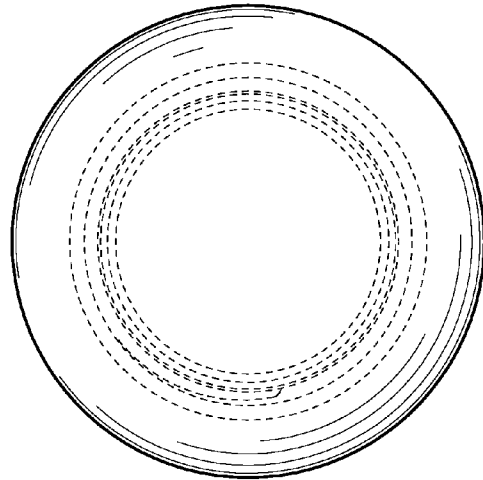


Fig. 2

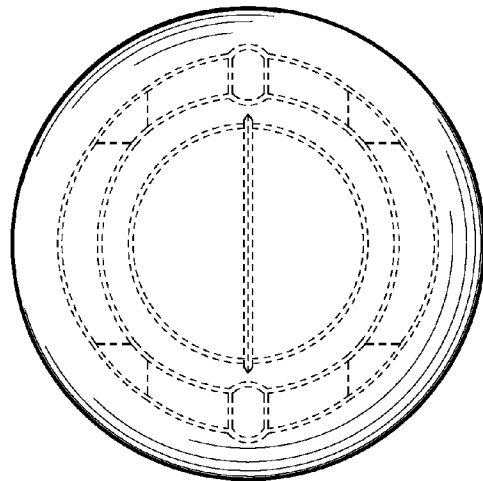


Fig. 3

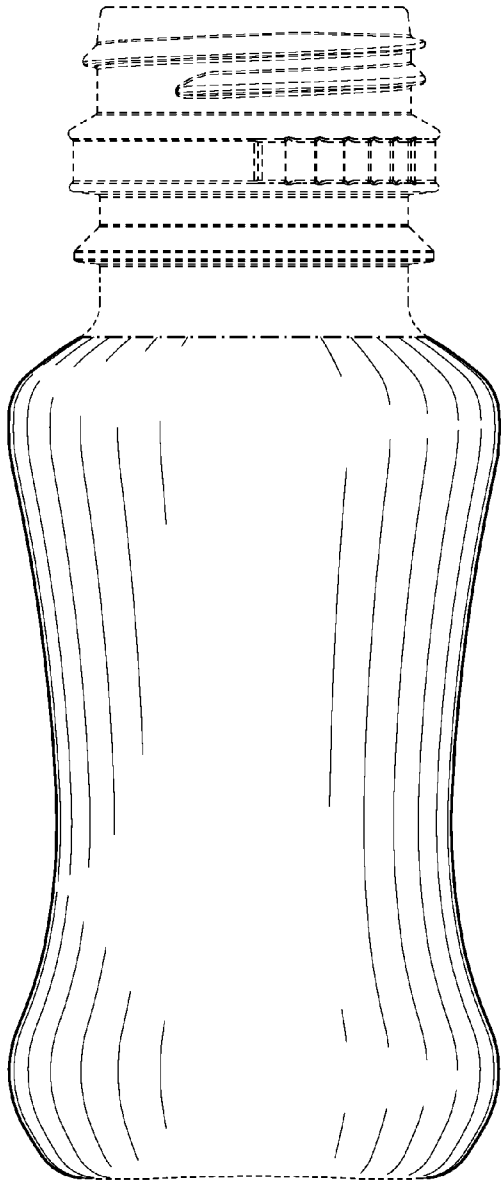


Fig. 4

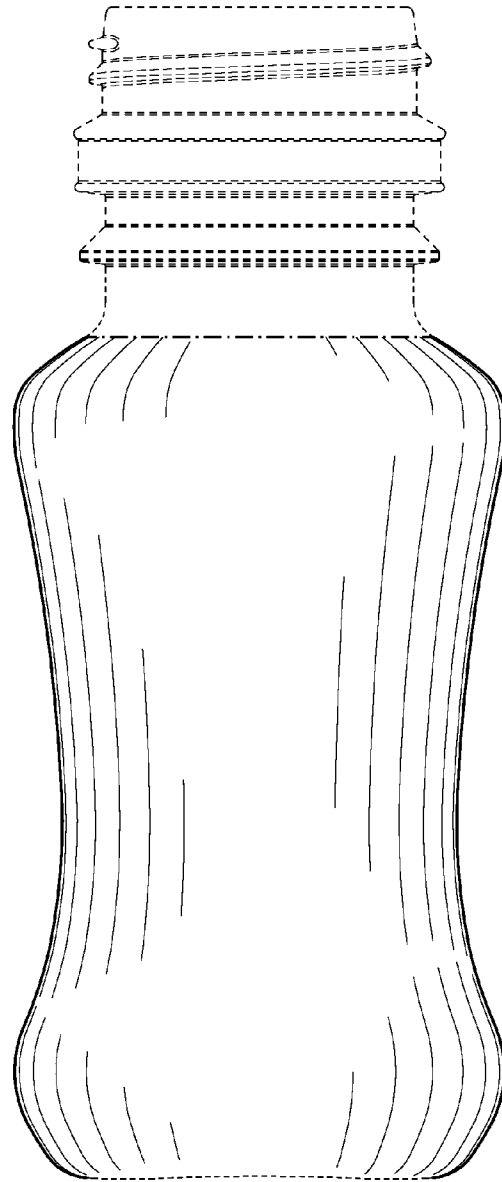


Fig. 5

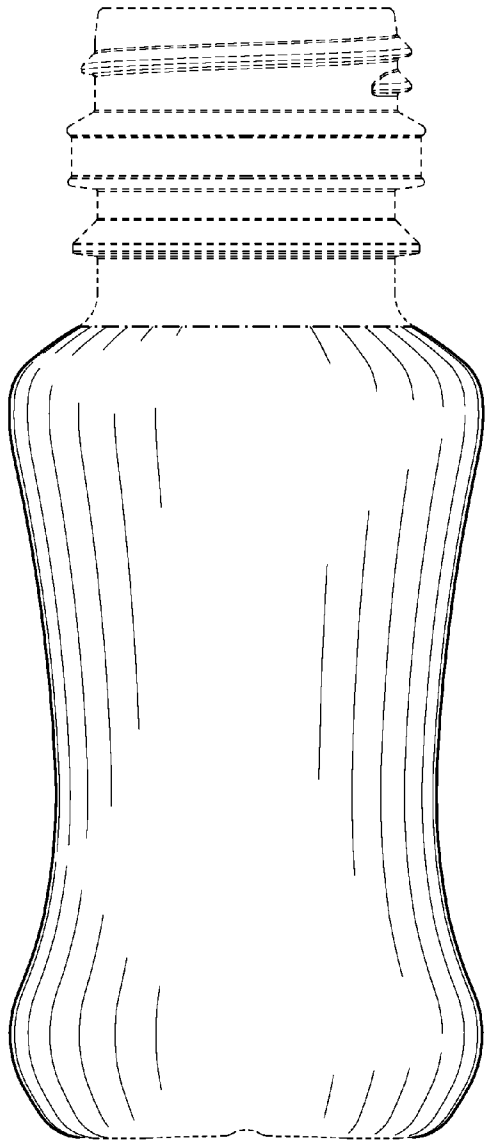


Fig. 6

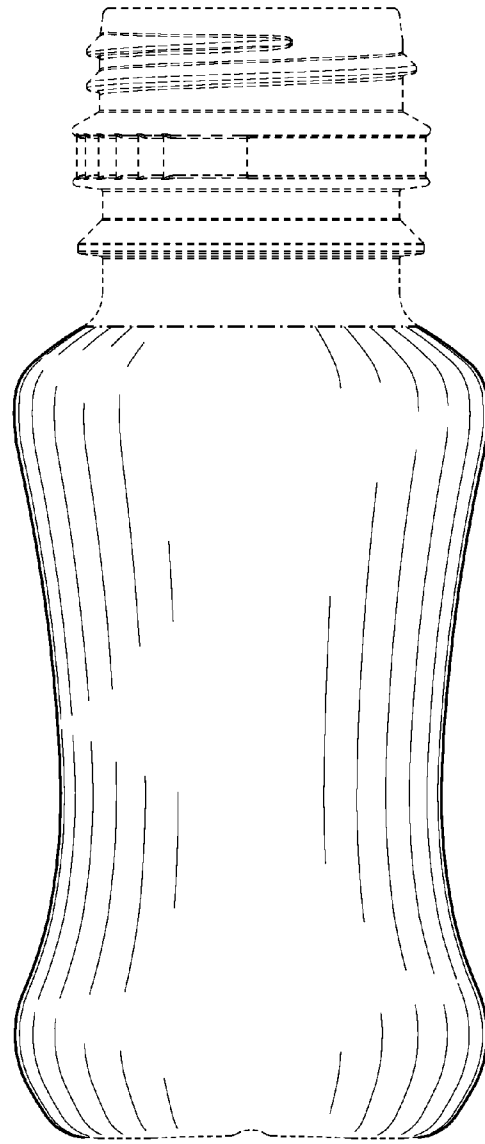


Fig. 7