



US 20160316836A1

(19) **United States**

(12) **Patent Application Publication**

Kelley

(10) **Pub. No.: US 2016/0316836 A1**

(43) **Pub. Date: Nov. 3, 2016**

(54) **ADAPTABLE GARMENT**

(2013.01); *A41D 1/04* (2013.01); *A41B 1/08* (2013.01); *A41D 2200/20* (2013.01)

(71) Applicant: **Thomas Jeffrey Kelley**, Del Mar, CA (US)

(72) Inventor: **Thomas Jeffrey Kelley**, Del Mar, CA (US)

(21) Appl. No.: **14/702,655**

(22) Filed: **May 1, 2015**

Publication Classification

(51) **Int. Cl.**

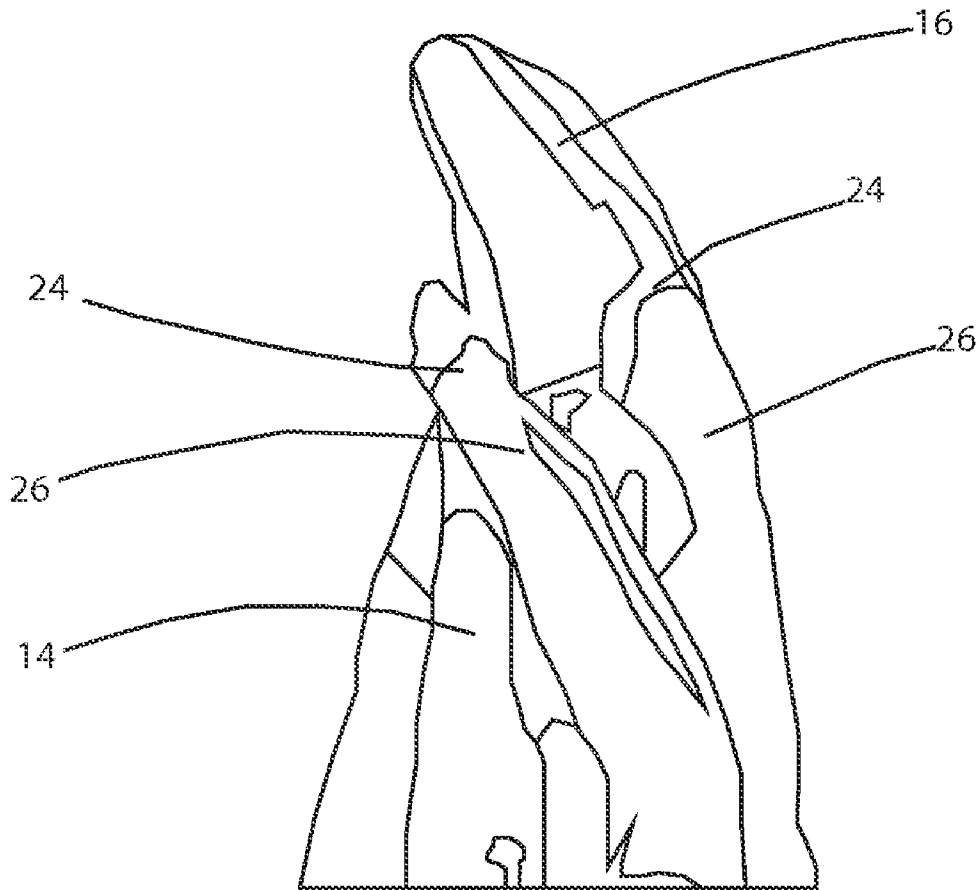
- A41D 27/08* (2006.01)
- A41B 1/08* (2006.01)
- A42B 1/04* (2006.01)
- A41D 1/04* (2006.01)
- A41D 23/00* (2006.01)
- A41D 3/00* (2006.01)

(52) **U.S. Cl.**

CPC *A41D 27/08* (2013.01); *A41D 23/00* (2013.01); *A41D 3/00* (2013.01); *A42B 1/048*

(57) **ABSTRACT**

An adaptable garment having a torso portion with a neck opening that is adapted to encircle the wearer's neck and a sleeve portion for encircling the wearer's arms, a hood with a top portion, a rear portion, and two opposing side portions with the top portion of the hood adapted to at least partially cover the top surface of the wearer's head, a rear portion attached to the top portion and to the neck opening of the torso portion of the garment, and the opposing side portions being attached to the rear portion and the top portion of the hood, and a channel portion positioned within the interior of the lower rear area of the hood and the two opposing side portions extending from a first forward facing aperture around the wearer's neck to a second forward facing aperture for accommodating one or more fashion accessories around the wearer's neck area. A portion of the wearer's one or more fashion accessories can be positioned within the channel portion, another portion or portions can be extended outward from at least one of the first and second forward facing apertures and another portion can be positioned within the one or more lower apertures positioned about the torso area. Another form includes at least one lower aperture positioned on the torso portion for accepting at least one end of the one or more fashion accessories.






FIG 1.



FIG 2.




FIG 3.




FIG 4.

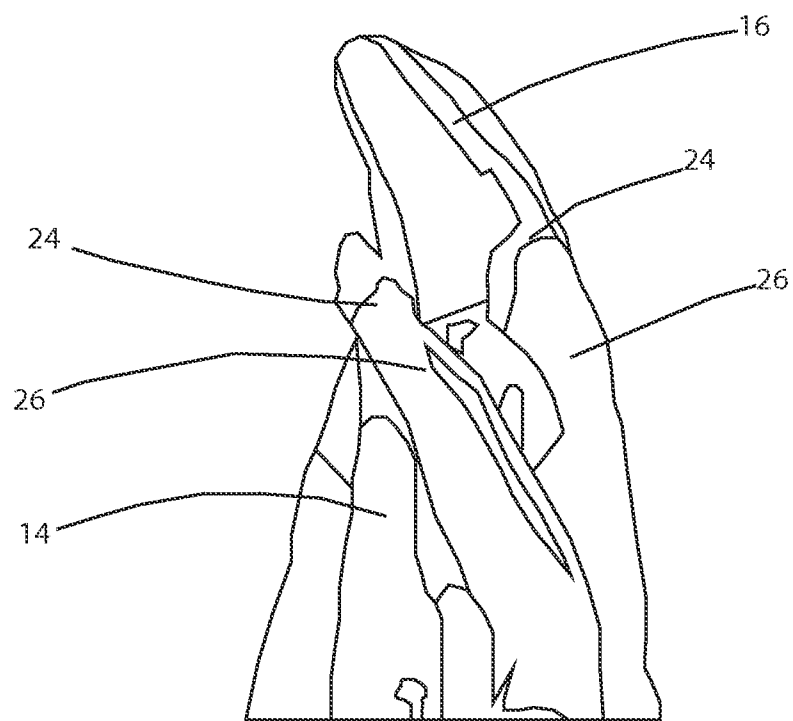


FIG. 5

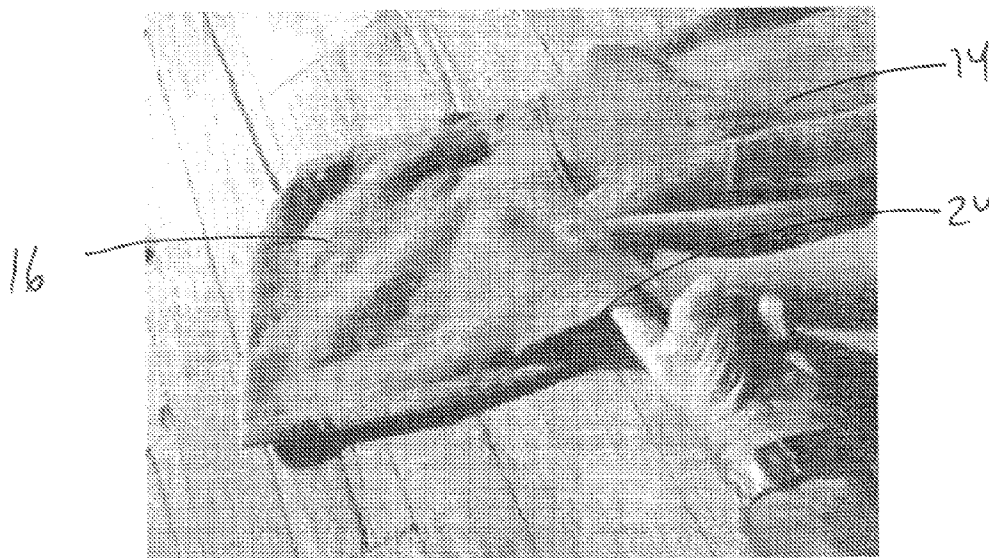


FIG 6.

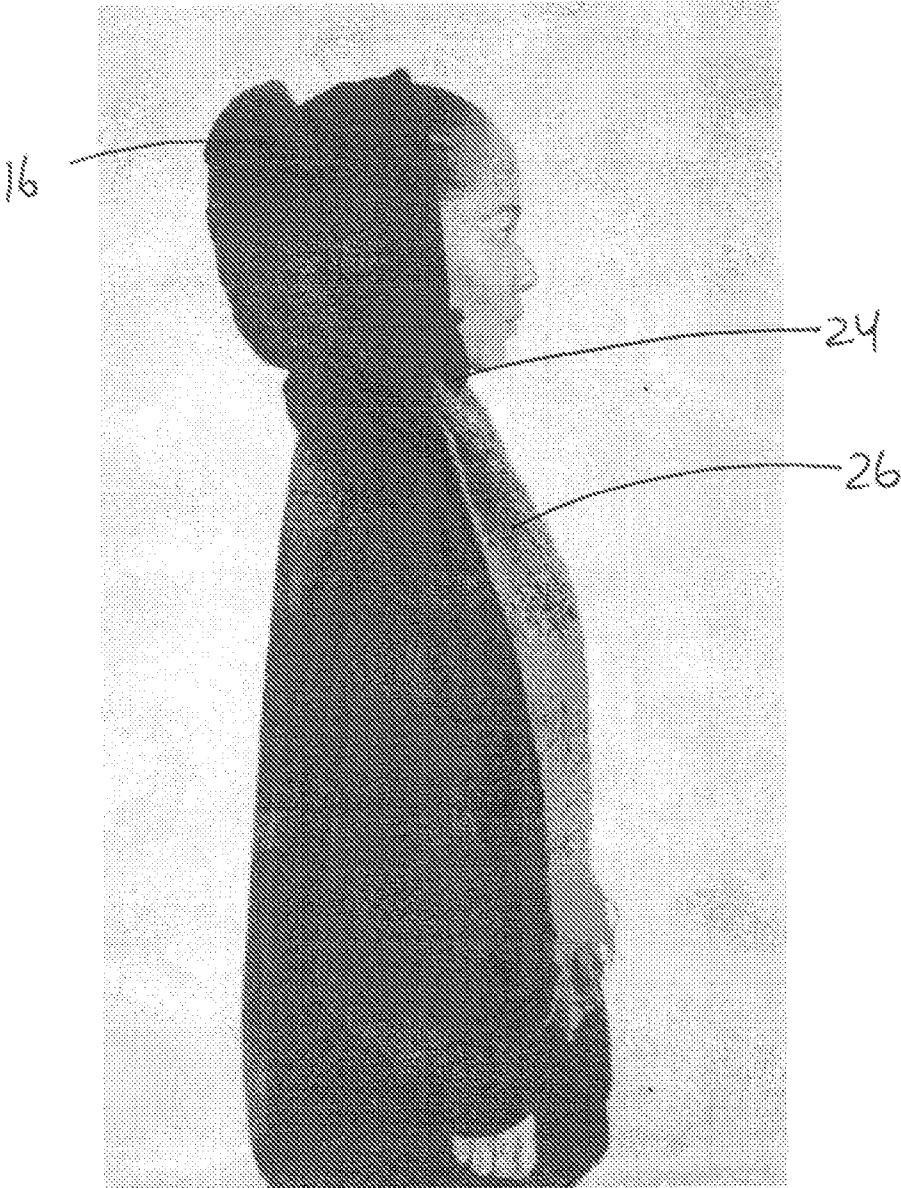


FIG 7.

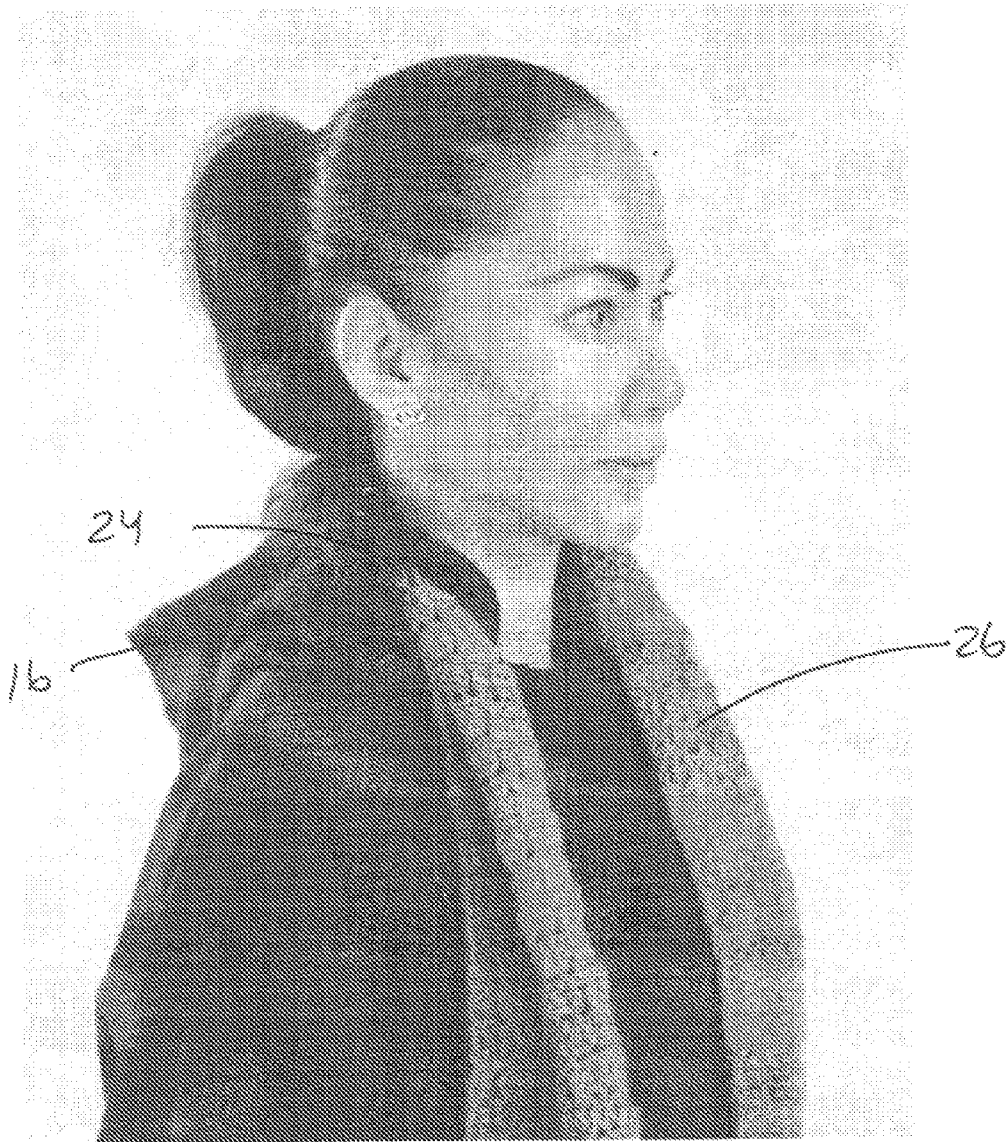


FIG 8.




FIG 9.


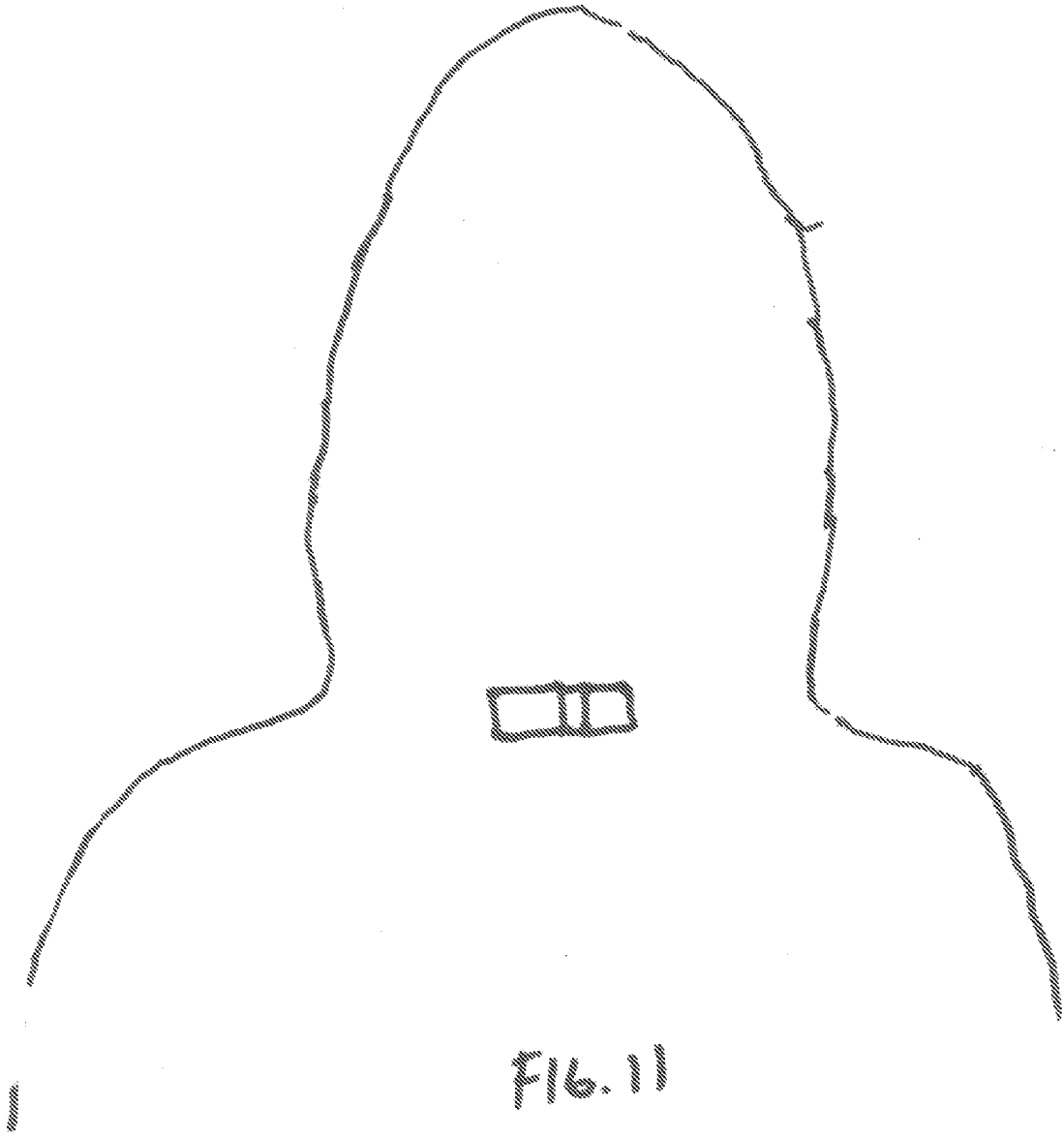


FIG 10.



ADAPTABLE GARMENT

CROSS-REFERENCES TO RELATED PATENT APPLICATIONS

[0001] Not Applicable.

STATEMENT REGARDING FEDERALLY SPONSORED RESEARCH OR DEVELOPMENT

[0002] Not Applicable.

REFERENCE TO SEQUENCE LISTING, A TABLE, OR A COMPUTER PROGRAM LISTING COMPACT DISK APPENDIX

[0003] Not Applicable.

BACKGROUND

[0004] Embodiments of the claimed subject matter relate to clothing and more particularly to hoodies that cover a wearer's torso and head areas. Prior art garments such as raincoats, jackets, coats, and vests can include hoods for shielding the wearer's head from the elements.

SUMMARY

[0005] The inventive subject matter relates to garments and clothing for covering the upper body and head of a wearer and more particularly to torso and head covering clothing such as shirts, jackets and sweatshirts that include hoods, hoodies or other types of head covering material.

[0006] In one form or embodiment, the adaptable garment has a torso portion with a neck opening that is adapted to encircle the wearer's neck and a sleeve portion for encircling the wearer's arms, a hood with a top portion, a rear portion, and two opposing side portions with the top portion of the hood adapted to at least partially cover the top surface of the wearer's head, a rear portion attached to the top portion and to the neck opening of the torso portion of the garment, and the opposing side portions being attached to the rear portion and the top portion of the hood, a channel portion positioned within the interior of the lower rear area of the hood and the two opposing side portions extending from a first forward facing aperture around the wearer's neck to a second forward facing aperture for accommodating one or more fashion accessories around the wearer's neck area. A portion of the wearer's one or more fashion accessories can be positioned within the channel portion, another portion or portions can be extended outward from at least one of the first and second forward facing apertures and another portion can be positioned within one or more of the lower apertures.

[0007] Another embodiment includes at least one lower aperture positioned on the torso portion for accepting at least one end of the one or more fashion accessories

[0008] In another embodiment, the adaptable garment has the channel portion positioned around the exterior of the lower area of the rear portion and the two opposing hood side portions. In some of these embodiments, a fastener is also included positioned between the channel portion and the exterior of the lower area of the rear portion and between the channel portion and the two opposing side portions so that the channel portion is releasably detachable from the hood portion of the garment.

[0009] In other embodiments, the channel portion is positioned around the exterior of the upper area of the torso

portion and below the two opposing side portions of the hood. Another embodiment has the channel portion positioned around the interior of the upper area of the torso portion and below the two opposing side portions of the hood. Another embodiment includes a hood rear portion and two opposing hood side portions detachable from the neck opening of the torso portion of the garment.

[0010] Other embodiments further include a fastener positioned between the channel portion and the exterior of the lower area of the rear portion and between the channel portion and the two opposing side portions so that the channel portion is releasably detachable from the hood. Another embodiment further includes a fastener positioned at the first and second forward facing apertures wherein the first and second forward facing apertures may be opened or closed as desired by the wearer.

[0011] Other embodiments further include a releasably securable flap positioned above one or both of the first and second forward facing apertures so that the apertures may be secured around the one or more accessories or so that they can be closed when not in use.

[0012] In many of the embodiments, the fashion accessory is one or more of the following: a scarf, bib, a dickey, a string of beads, a necklace, a chain, and a pageant sash. In some embodiments the channel portion is positioned at the exterior of the top area of the torso portion and in other embodiments the channel portion is positioned at the interior of the top area of the torso portion.

DETAILED DESCRIPTION OF THE DRAWINGS

[0013] The accompanying drawings, which are incorporated in and constitute a part of this specification, illustrate embodiments of the inventive subject matter, and, together with the description, further explain the inventive subject matter.

[0014] In the drawings,

[0015] FIG. 1 is an illustration of a perspective view of an embodiment being worn by a wearer shown with the face opening of the adaptable garment's hood around the wearer's face and with the forward facing apertures from the channel portion of the hood containing a scarf which is also shown partially wrapped around the wearer's neck and descending down in front of the wearer's body;

[0016] FIG. 2 illustrates another perspective view of the embodiment and wearer of FIG. 1 showing the ends of the scarf descending out from the forward facing apertures down the wearer's torso in a manner exposing the wearer's neck;

[0017] FIG. 3 illustrates a front view of an embodiment showing the ends of the scarf descending outwards from the forward facing apertures and down the wearer's body into two additional apertures that are positioned on the upper torso portion of the garment;

[0018] FIG. 4 illustrates a front view of the embodiment of FIG. 3 showing the scarf wrapped around the wearer's neck with the ends of the scarf descending out from the forward facing apertures down the front of the wearer's upper torso into a third aperture and a fourth aperture each of which is positioned on the upper torso portion of the garment;

[0019] FIG. 5 illustrates a front view of the embodiment of FIGS. 1 and 2 not being worn by a wearer showing the ends of a scarf protruding from the forward facing apertures;

[0020] FIG. 6 illustrates a side view of the embodiment of FIG. 5 showing one side of the garment with one of the

forward facing apertures with a user pointing out the channel portion formed inward from the forward facing aperture;

[0021] FIG. 7 is an illustration of a side perspective view of an embodiment with the face opening of the garment's hood positioned around the wearer's face and head with one of forward facing apertures having a scarf that continues out of the channel and descends down the front of the wearer's body;

[0022] FIG. 8 is an illustration of another perspective view of an embodiment with the hood portion retracted behind the wearer's head and neck area with the embodiment having two forward facing apertures from the hood's channel portion containing a scarf that is also descending down the front of the wearer's body;

[0023] FIG. 9 illustrates a front perspective view of the embodiment of FIG. 8 showing the ends of the scarf descending out from the retracted hood's forward facing apertures, down the front of the wearer's upper body and continuing into the torso portion's third and fourth apertures; and

[0024] FIG. 10 illustrates a front perspective view of the embodiment of FIGS. 8-9 with the face opening of the garment's hood around the wearer's face showing the ends of the scarf descending out from the retracted hood's forward facing apertures down the front of the wearer's upper body into the torso portion's third aperture and a fourth apertures.

[0025] FIG. 11 illustrates a rear perspective close up of the rear of hook 16 having an additional set of two aperture along the channel so that the fashion accessory may be releasably fastened to fabric between the fasteners.

[0026] Reference numerals in the written specification and in the drawing figures indicate corresponding items.

DETAILED DESCRIPTION OF THE EMBODIMENTS

[0027] According to various embodiments or alternative forms of the claimed subject matter, the above described drawing figures help illustrate each of the same.

[0028] Turning to the Figures, FIG. 1 illustrates a front view of an embodiment of adaptable garment 10 worn by a wearer 12 with torso portion 14 being worn on the upper body and the hood 16 positioned over the wearer's head with the face opening of the garment's hood 16 around the wearer's face and with the forward facing apertures 24 from the channel portion of the hood containing a scarf 26 which is also shown partially wrapped around the wearer's neck and partially descending down in front of the wearer's body. In many of the embodiments, the hood 16 can be constructed of a single ply fabric or more than one sheets. The channel may be formed within the sheets or on the interior or exterior of the hood 16 with any suitable numbers of components constructed of fabric or of any other suitable material.

[0029] The torso portion 14 includes a neck opening 18 (shown in FIG. 2) and a fastener 22 that can be fastened, unfastened or partially fastened so that the neck opening can be expanded or opened as desired by the wearer. In this embodiment, the fastener 22 is a zipper type of fastener but any other suitable type of fastener may be used, for example hook and loop or snaps.

[0030] FIG. 2 illustrates another perspective view of the embodiment and wearer of FIG. 1. It shows the ends of the scarf 26 descending outwards from the two forward facing apertures 24 down the front of the wearer's body. The body

of the scarf 26 can be seen travelling through the channel which extends behind the wearer's neck at the rear base of hood 16.

[0031] FIG. 3 illustrates a front view of an embodiment showing the ends of the scarf 26 descending outwards from the two forward facing apertures 24 and down over the wearer's body with the outward ends of the scarf 26 positioned into a third and fourth aperture 28, each of which is positioned on the upper torso portion 14 of the garment 10.

[0032] FIG. 4 illustrates a front view of the embodiment of FIG. 3 showing the scarf 26 wrapped around the wearer's neck with the ends of the scarf descending out from the forward facing apertures 24 down the front of the wearer's upper torso into the third and fourth apertures 28, each of which is positioned on the upper torso portion 14 of the garment 10. The forward facing apertures 24 shown in FIGS. 3 and 4 are illustrated with a zipper type of fastener but they may have no fastener or they may have any other type of suitable fastener. The apertures 24 may also include a flap above or below the apertures so that they appear as a pocket.

[0033] FIG. 5 illustrates a front view of the embodiment of FIGS. 1 and 2 not being worn by a wearer. It shows the ends of a scarf 26 protruding from the forward facing apertures 24 outwards from channel 20 (not shown) and FIG. 6 illustrates a side view of the embodiment of FIG. 5 showing one side of the garment with one of the forward facing apertures 24 with no scarf 26 positioned within the channel. Also shown is a user's hand pointing out the channel portion 20 formed inward from the forward facing aperture;

[0034] FIG. 7 is an illustration of a side perspective view of an embodiment with the face opening of the garment's hood 16 positioned around the wearer's face and head with one of forward facing apertures having a scarf that continues out of the channel and descends down the front of the wearer's body.

[0035] FIG. 8 is an illustration of another perspective view of an embodiment with the hood portion 16 retracted behind the wearer's head and neck area. The two forward facing apertures 24 are shown positioned at the front of the retracted hood 16 allowing the scarf 26 to descend from the channel 20 (not shown) to the front of the wearer's body.

[0036] FIG. 9 illustrates a front perspective view of the embodiment of FIG. 8 in an alternate configuration wherein the ends of the scarf 26 descend outwards from the retracted hood's forward facing apertures 24 over the front of the wearer's upper body and into the torso portion's third and fourth apertures 28.

[0037] FIG. 10 illustrates a front perspective view of the embodiment of FIGS. 8-9 with the face opening of the garment's hood around the wearer's face and head showing the ends of the scarf 26 descending from the unretracted hood's forward facing apertures 24 over the front of the wearer's upper body and into the torso portion's third aperture and a fourth apertures 28.

[0038] FIG. 11 is a rear view of the torso 14 and hood 16 with two additional apertures 30 positioned along the interior channel 20 (not shown) so that the scarf 26 or any other suitable fashion accessory can 20 be secured to the channel 20 by looping the scarf 26 through the two apertures 30. The scarf 26 can also be secured in any suitable manner known to those skilled in the art, such as with additional fasteners and material, for example hook and loop material or snaps. Additionally, conventional methods are utilized for patterning and construction the body of the garment 10.

[0039] In use, the hood 16 of the adaptable garment 10 can be adjusted to suit the wearer's preferences and the scarf 26 or other accessory can also be positioned within the channel 20 as desired by the wearer. In these embodiments, when the wearer desires greater warmth or wind protection against the elements, the wearer can pull on either or both of the ends of scarf 26 to access an additional length that can be used to wrap around the wearer's neck, face or torso area. Similarly, the wearer can reverse this action by pushing one or both ends of the scarf 26 to shorten the length of the scarf 30 covering the torso, face or neck areas should the wearer desire to do so. Examples of suitable fashion accessories includes one or more of the following: a scarf, bib, a dickey, a string of beads, a necklace, a chain, and a pageant sash.

[0040] In other embodiments, the hood 16 (with or without channel 20) may be releasably attach the lower margins of the side portions of the hood to the neck shroud, but alternative attachment devices such as hook and loop or Velcro® could be used instead of or in combination with other fasteners. In other embodiments, the channel 20 can be positioned around the torso portion 14 instead of the hood 16.

[0041] In view of the foregoing, it should be appreciated that the described embodiments include advantages over the prior art. As various modifications could be made in the constructions and methods herein described and illustrated without departing from the scope of the claimed subject matter, it is intended that all matter contained in the foregoing description or shown in the accompanying drawings shall be interpreted as illustrative rather than limiting. For example, the embodiment of the invention described above is preferably formed out of a fabric material, but other embodiments need not be made of fabric. For example, they may be constructed of a rubber or a polyethylene material. Additionally, some of the described embodiments use fasteners such as zippers, buttons, hook and loop or any other suitable type of fastener.

What is claimed is:

- 1. An adaptable garment configured to be worn by a wearer, the garment comprising:
 - a torso portion, the torso portion having a neck opening that is adapted to encircle the wearer's neck and a sleeve portion for encircling the wearer's arms;
 - a hood, the hood having a top portion, a rear portion, and two opposing side portions with the top portion of the hood adapted to at least partially cover the top surface of the wearer's head, a rear portion attached to the top portion and to the neck opening of the torso portion of the garment, and two opposing side portions attached to the rear portion and the top portion of the hood; and
 - a channel portion positioned within the interior of the lower rear area of the hood and the two opposing side portions extending from a first forward facing aperture around the wearer's neck to a second forward facing aperture for accommodating one or more fashion accessories around the wearer's neck area; and

wherein at least a portion of the wearer's one or more fashion accessories can be positioned within the channel portion;

wherein at least another portion of the wearer's one or more fashion accessories can be extended outward from at least one of the forward facing apertures; and wherein at least another portion of the wearer's one or more fashion accessories can be positioned within at least one of the lower apertures.

2. The adaptable garment of claim 1 further comprising at least one lower aperture positioned on the torso portion for accepting at least one end of the one or more fashion accessories;

3. The adaptable garment of claim 1 wherein the channel portion is positioned around the exterior of the lower area of the rear portion and the two opposing side portions.

4. The adaptable garment of claim 2 further comprising a fastener positioned between the channel portion and the exterior of the lower area of the rear portion and between the channel portion and the two opposing side portions so that the channel portion is releasably detachable from the hood.

5. The adaptable garment of claim 1 wherein the channel portion is positioned around the exterior of the upper area of the torso portion and below the two opposing side portions of the hood.

6. The adaptable garment of claim 1 wherein the channel portion is positioned around the interior of the upper area of the torso portion and below the two opposing side portions of the hood.

7. The adaptable garment of claim 1 wherein the rear portion and the two opposing side portions of the hood are detachable from the neck opening of the torso portion of the garment.

8. The adaptable garment of claim 1 further comprising a fastener positioned between the channel portion and the exterior of the lower area of the rear portion and between the channel portion and the two opposing side portions so that the channel portion is releasably detachable from the hood.

9. The adaptable garment of claim 1 further comprising a fastener positioned at the first and second forward facing apertures wherein the first and second forward facing apertures may be opened or closed.

10. The adaptable garment of claim 1 further comprising a releasably securable flap positioned above the first and second forward facing apertures so that the apertures may be secured around the one or more accessories or so that they can be closed when not in use.

11. The adaptable garment of claim 1 wherein the fashion accessory is one or more of the following group: a scarf, bib, a dickey, a string of beads, a necklace, a chain, and a pageant sash.

12. The adaptable garment of claim 1 wherein the channel portion is positioned at the exterior of the top area of the torso portion.

13. The adaptable garment of claim 1 wherein the channel portion is positioned at the interior of the top area of the torso portion.

* * * * *