



(12) **United States Design Patent**
Bentzen

(10) **Patent No.:** **US D990,940 S**
(45) **Date of Patent:** **** Jul. 4, 2023**

(54) **CABINET**

- (71) Applicant: **MUUTO**, Copenhagen (DK)
- (72) Inventor: **Thomas Bentzen**, Copenhagen (DK)
- (73) Assignee: **MUUTO**
- (**) Term: **15 Years**
- (21) Appl. No.: **29/768,773**
- (22) Filed: **Feb. 1, 2021**

Related U.S. Application Data

- (62) Division of application No. 35/507,479, filed on Dec. 18, 2018 (U.S. filing date under 35 U.S.C. 384), and having an international filing date of Dec. 18, 2018, now Pat. No. Des. 912,411.
- (51) **LOC (14) CL.** **06-04**
- (52) **U.S. CL.**
USPC **D6/663**
- (58) **Field of Classification Search**
USPC D6/663, 664, 668.1, 668.2, 671, 671.1, D6/671.3, 671.4
CPC A47B 43/00; A47B 47/00; A47B 55/00
See application file for complete search history.

(56) **References Cited**

U.S. PATENT DOCUMENTS

D165,241	S	*	11/1951	PorterWayne	D6/671.1
D199,795	S	*	12/1964	Pechenik	D6/671.4
D707,064	S	*	6/2014	Bovo	D6/663
D758,766	S	*	6/2016	Kirar	D6/668.2
D862,939	S	*	10/2019	Bray	D6/663
D946,318	S	*	3/2022	Packer	D6/657
D978,582	S	*	2/2023	Jones	D6/671.1

OTHER PUBLICATIONS

Guo 2—Door Accent Cabinet—Walmart <https://www.walmart.com/ip/Guo-2-Door-Accent-Cabinet-With-the-wavy-line-design-of-each-door-the-light-color-will-go-with-any-decor-31-5-H-x-31-5-W-x-15-7-D/2078974892?wmlspartner=wlp&selectedSellerId=101175980> retrieved from the internet on Feb. 27, 2023.*

* cited by examiner

Primary Examiner — Mary Ann Calabrese
(74) *Attorney, Agent, or Firm* — The Belles Group, P.C.

(57) **CLAIM**

The ornamental design for a cabinet, as shown and described.

DESCRIPTION

FIG. 1 is a front perspective view of a cabinet according to a first embodiment of the new design;
FIG. 2 is a front view thereof;
FIG. 3 is a rear view thereof;
FIG. 4 is a right side view thereof;
FIG. 5 is a left side view thereof;
FIG. 6 is a top view thereof;
FIG. 7 is a bottom view thereof;
FIG. 8 is a front perspective view of a cabinet according to a second embodiment of the new design;
FIG. 9 is a front view thereof;
FIG. 10 is a rear view thereof;
FIG. 11 is a right side view thereof;
FIG. 12 is a left side view thereof;
FIG. 13 is a top view thereof; and,
FIG. 14 is a bottom view thereof.

1 Claim, 14 Drawing Sheets






FIG. 1




FIG. 2




FIG. 3




FIG. 4




FIG. 5




FIG. 6




FIG. 7




FIG. 8




FIG. 9




FIG. 10




FIG. 11




FIG. 12




FIG. 13




FIG. 14