



US00D542805S

(12) **United States Design Patent**
Sadler et al.

(10) **Patent No.:** **US D542,805 S**

(45) **Date of Patent:** **** May 15, 2007**

- (54) **TRANSITIONAL IMAGE FOR A PORTION OF A DISPLAY SCREEN**
- (75) Inventors: **Jennifer L. Sadler**, Seattle, WA (US);
Nerea Armendariz, Seattle, WA (US)
- (73) Assignee: **Microsoft Corporation**, Redmond, WA (US)
- (**) Term: **14 Years**
- (21) Appl. No.: **29/265,195**
- (22) Filed: **Aug. 28, 2006**
- (51) **LOC (8) Cl.** **14-04**
- (52) **U.S. Cl.** **D14/488**
- (58) **Field of Classification Search** D14/485-95;
D18/24-33; D20/11; D19/6; D21/324-33;
715/700-866

- D475,062 S 5/2003 Horie
- D475,063 S 5/2003 Horie
- D475,719 S 6/2003 Horie
- D476,015 S 6/2003 Ombao et al.
- D478,595 S 8/2003 Istran et al.
- D480,401 S 10/2003 Kahn et al.
- D494,983 S 8/2004 Peter et al.
- D494,984 S 8/2004 Peter et al.
- D495,338 S 8/2004 Peter et al.
- D501,214 S * 1/2005 Melander et al. D14/487
- D510,361 S * 10/2005 Hone et al. D14/486
- D518,487 S 4/2006 MacKenzie
- D518,829 S 4/2006 Hally et al.
- D520,512 S 5/2006 Clinton et al.
- D521,017 S 5/2006 Jewitt et al.
- D522,525 S * 6/2006 Melander et al. D14/487
- D522,526 S 6/2006 Fong
- D523,444 S 6/2006 Hone et al.
- D524,320 S 7/2006 Winjum

(Continued)

See application file for complete search history.

(56) **References Cited**

U.S. PATENT DOCUMENTS

- D341,848 S 11/1993 Bigelow et al.
- D389,471 S 1/1998 Newton et al.
- D404,385 S 1/1999 Hodgson
- D404,727 S 1/1999 Hodges Wilshire et al.
- D406,263 S 3/1999 Wilshire
- D408,389 S 4/1999 Newton et al.
- D413,588 S 9/1999 Hodgson
- D419,981 S 2/2000 Coleman
- D423,484 S 4/2000 Dangelmaier et al.
- D423,485 S 4/2000 Faris et al.
- D427,576 S 7/2000 Coleman
- D428,398 S 7/2000 Coleman
- D429,734 S 8/2000 Johnson
- D443,623 S * 6/2001 Nijjima D14/485
- D445,427 S 7/2001 Faris et al.
- D445,801 S * 7/2001 Ma D14/486
- D450,323 S 11/2001 Moore et al.
- D454,139 S 3/2002 Feldcamp
- D467,935 S 12/2002 Coleman
- D471,227 S 3/2003 Gray
- D473,236 S 4/2003 Robbin et al.

Primary Examiner—M. H. Tung
(74) *Attorney, Agent, or Firm*—Banner & Witcoff, Ltd.


(57) **CLAIM**

The ornamental design for a transitional image for a portion of a display screen, as shown and described.

DESCRIPTION

FIG. 1 is a front view of a the first image of a transitional image for a portion of a display screen showing our new design; and,
FIG. 2 is a front view of the second image thereof.
The appearance of the image transitions sequentially between the images shown in FIGS. 1-2. The process or period in which the first image transitions to the other forms no part of the claimed design. The broken line showing of the regions within the claimed design and the areas within those regions form no part of the claimed design. The broken line showing of the portion of a display screen is for illustrative purposes only and forms no part of the claimed design.

1 Claim, 2 Drawing Sheets



US D542,805 S

Page 2

U.S. PATENT DOCUMENTS

D524,321 S	*	7/2006	Hally et al.	D14/487	D526,653 S	8/2006	McDougall et al.	
D525,981 S		8/2006	Hally et al.		D526,654 S	8/2006	McDougall et al.	
D525,982 S		8/2006	Suzuki		D526,655 S	8/2006	McDougall et al.	
D525,983 S		8/2006	Hally et al.		D526,656 S	8/2006	Stabb et al.	
D525,984 S		8/2006	Hally et al.		D527,011 S	8/2006	Bixler	
D525,985 S		8/2006	Gibson et al.		D527,012 S	8/2006	Cummins et al.	
D526,323 S		8/2006	McDougall et al.		D528,559 S	*	9/2006	Hally et al. D14/487
D526,324 S		8/2006	McDougall et al.		D529,506 S	*	10/2006	McLees et al. D14/485
D526,326 S		8/2006	Matsumotot		D529,509 S	*	10/2006	Stabb D14/485

* cited by examiner




FIG. 1

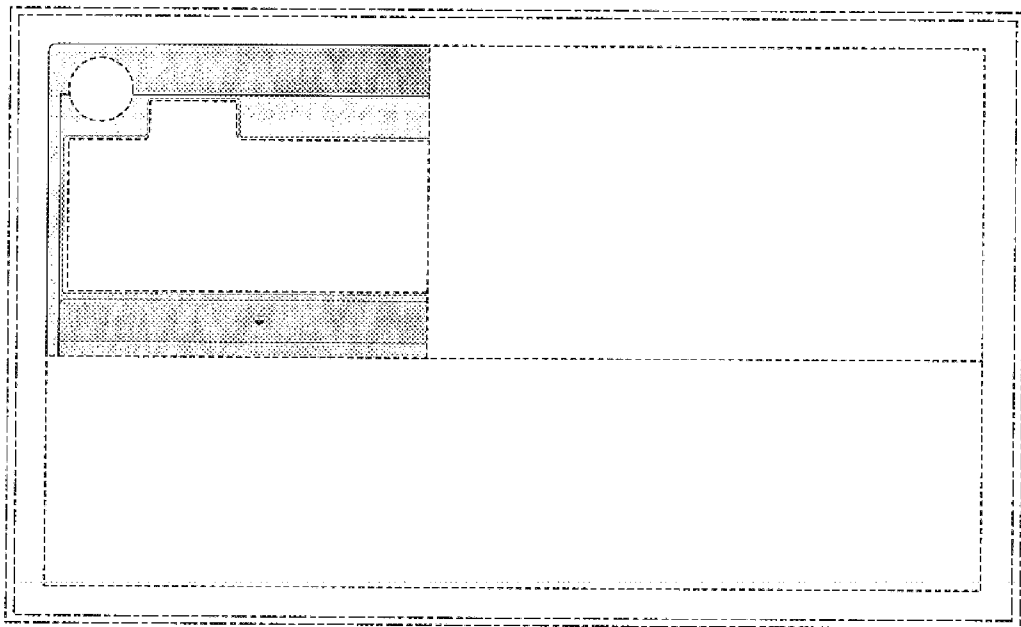


FIG. 2