

1, 1
AUSTRALIA

PATENTS ACT 1990

654848

PATENT REQUEST : STANDARD PATENT

I/We being the person(s) identified below as the Applicant(s), request the grant of a patent to the person(s) identified below as the Nominated Person(s), for an invention described in the accompanying standard complete specification.

Full application details follow:

[71/70] Applicant(s)/Nominated Person(s):

Dentsply International Inc.

of

570 West College Avenue, York, Pennsylvania, 17405, United States of America

[54] Invention Title:

Denture curling apparatus and method

[72] Name(s) of actual inventor(s):

Louis H. TATEOSIAN

Duane E. BARBER


[74] Address for service in Australia:

DAVIES COLLISON CAVE, Patent Attorneys, 1 Little Collins Street,
Melbourne, Victoria, Australia. Attorney Code: DM

Basic Convention Application(s) Details:

[31] Application Number	[33] Country	Code	[32] Date of Application
693212	United States of America	US	30 April 1991

DATED this TWENTY FOURTH day of MARCH 1992



.....
a member of the firm of
DAVIES COLLISON CAVE for
and on behalf of the
applicant(s)

M 034840 240392


AUSTRALIA
PATENTS ACT 1990
NOTICE OF ENTITLEMENT

We, **Dentsply International Inc.**, the applicant/Nominated Person named in the accompanying Patent Request state the following:-

The Nominated Person is entitled to the grant of the patent because the Nominated Person derives title to the invention from the inventors by assignment.

The Nominated Person is entitled to claim priority from the basic application listed on the patent request because the Nominated Person is the assignee of the applicants in respect of the basic application, and because that application was the first application made in a Convention country in respect of the invention.

DATED this TWENTY FOURTH day of MARCH 1992



.....
a member of the firm of
DAVIES COLLISON
CAVE for and on behalf
of the applicant(s)

(DCC ref: 1487249)



AU9213185

(12) PATENT ABRIDGMENT (11) Document No. AU-B-13185/92
(19) AUSTRALIAN PATENT OFFICE (10) Acceptance No. 654848

- (54) Title
DENTURE CURING APPARATUS AND METHOD
- International Patent Classification(s)
(51)⁵ **B29C 035/08**
- (21) Application No. : **13185/92** (22) Application Date : **24.03.92**
- (30) Priority Data
- (31) Number (32) Date (33) Country
693212 30.04.91 US UNITED STATES OF AMERICA
- (43) Publication Date : **05.11.92**
- (44) Publication Date of Accepted Application : **24.11.94**
- (71) Applicant(s)
DENTSPLY INTERNATIONAL INC.
- (72) Inventor(s)
LOUIS H. TATEOSIAN; DUANE E. BARBER
- (74) Attorney or Agent
DAVIES COLLISON CAVE , 1 Little Collins Street, MELBOURNE VIC 3000
- (56) Prior Art Documents
US 4760509
GB 2098439
DE 3825055
- (57) Claim

1. **An apparatus to polymerize light curable materials, comprising:
a housing, and
a light source, said light source being supported and enclosed by said housing,
said light source consisting essentially of a bulb enclosing a gas and a filament, said
gas comprising a halogen, said filament providing sufficient electromagnetic radiation
to maintain the temperature of light curable material positioned within said housing
at between 120° and 250°F (48.9° and 121.1 °C) after at least 2 minutes with at
least 50 milliwatts per square inch of incident light to substantially evenly cure said
light curable material while rotating said light curable material.**

654848

AUSTRALIA
PATENTS ACT 1990
COMPLETE SPECIFICATION

NAME OF APPLICANT(S):

Dentsply International Inc.

ADDRESS FOR SERVICE:

DAVIES COLLISON CAVE
Patent Attorneys
1 Little Collins Street, Melbourne, 3000.

INVENTION TITLE:

Denture curing apparatus and method

The following statement is a full description of this invention, including the best method of performing it known to me/us:-

The invention relates to an apparatus and method for light curing of light curable material to form dental restorations and prosthetics in vitro.

Gonset et al in U.S. Patent 4,546,261 disclose denture curing apparatus and method in which an array of light sources direct light in the 400 to 500 nanometer
5 wavelength range onto a denture. Tateosian et al in U.S. Patents 4,863,977; 4,711,913 and 4,551,486 disclose a process for preparing interpenetrating polymer network objects. These compositions are cured using light and/or heat. Such compositions have been cured in the four lamp denture curing apparatus of Gonset et al and a three lamp apparatus disclosed in Triad II VLC Light Curing Unit;
10 Operation and Service Manual from Dentsply, 1987; which is also disclosed by Gonsert U.S. Patent Number Des. 308,976 (hereinafter referred to as Triad II).

Some prior art denture curing apparatus provide inadequate irradiant power to cure the light curable material. Prior art denture curing apparatus which do provide adequate irradiant power to cure light curable material use an array of
15 tungsten filament light sources which are expensive. The prior art does not disclose an apparatus for denture curing which uses a single light source having a tungsten filament as is provided by the present invention. These problems of the prior art are overcome by the denture curing apparatus and method of the invention.

It is a preferred object of the invention to provide an apparatus for denture
20 curing using a single unfiltered light source having a tungsten filament and enclosing halogen gas.

It is a further preferred object of the invention to provide an apparatus for denture curing using a single unfiltered light source having a filament positioned within a vented housing.

25 It is a preferred object of the invention to provide an apparatus for denture curing using a single unfiltered light source having a filament positioned above a rotatable table within a vented housing.

It is a preferred object of the invention to provide an apparatus for denture curing which has reduced power consumption and reduced equipment cost while at
30 least maintaining the curing temperature provided by prior art light curing apparatus.

It is a preferred object of the invention to provide a method for curing dentures using light by providing a housing, a single filament light source, and



polymerizable material in the form of a denture, and radiating light from the light source onto the polymerizable material to form a cured denture.

It is a preferred object of the invention to provide a method for light curing light curable material at more than 70 milliwatts per square centimeter for at least 5 2 minutes while maintaining the material at least above 150 °F (65.6 °C).

The temperatures of the light curable material disclosed throughout this specification are surface temperatures which are generally uniform. Temperature measurements recited herein were made with a thermocouple probe having a digital readout.

10 Unfiltered light as used throughout this disclosure refers to light which is not subjected to means for removing specific wave lengths. While the glass enclosing the filament may remove insignificant amounts of light, the light passing therethrough is considered to be unfiltered.

Actinic light as used herein refers to light capable of initiating photochemical 15 reactions. The light sources used in accordance with the invention provide actinic light.

The invention seeks to overcome or at least alleviate the problems of prior art light curing apparatus and methods through its useful, novel and nonobvious features. The advantages of the invention are not found in prior art light curing 20 apparatus and methods.

According to a first aspect of the invention there is provided an apparatus to polymerize light curable materials, comprising:

a housing, and

a light source, said light source being supported and enclosed by said housing, 25 said light source consisting essentially of a bulb enclosing a gas and a filament, said gas comprising a halogen, said filament providing sufficient electromagnetic radiation to maintain the temperature of light curable material positioned within said housing at between 120 ° and 250 °F (48.9 ° and 121.1 °C) after at least 2 minutes with at least 50 milliwatts per square inch of incident light to substantially evenly cure said 30 light curable material while rotating said light curable material.

According to a second aspect of the present invention there is provided a method to polymerize light curable materials, comprising:



providing a housing and a light source, said light source being supported and enclosed by said housing, said light source consisting essentially of a bulb enclosing a gas and a filament said filament using at least 200 watts of power and providing electromagnetic radiation,

5 supporting light curable material within said housing, said material comprises particles of cross-linked polymer and acrylic or lower alkyl acrylic acid ester monomer and

projecting sufficient electromagnetic radiation from said light source onto said material while rotating said material to cause substantial hardening of said material
10 to form a product.

According to a third aspect of the present invention there is provided a method to polymerize light curable materials, comprising:

providing a housing, a light source, and light polymerizable material, said light source consisting essentially of a bulb enclosing a gas and a filament, said gas
15 comprising halogen, said polymerizable material having the form of a dental appliance,

supporting said light source and said polymerizable material within said housing, said material comprising particles of cross-linked polymer and acrylic or lower alkyl acrylic acid ester monomer and

20 radiating light from said light source onto said polymerizable material while rotating said material, whereby said polymerizable material substantially completely polymerizes in less than 10 minutes to form a denture base, reline, tray, dental appliance or dental restorative product.

According to a fourth aspect of the present invention there is provided a
25 method according to polymerize light curable materials, comprising:

providing a housing and a light source, said light source being supported and enclosed by said housing, said light source consisting essentially of a bulb enclosing a gas and a filament, said gas comprising halogen, said filament using at least 200 watts of power and providing electromagnetic radiation,

30 supporting light curable material within said housing, said material comprising particles of cross-linked polymer and acrylic or lower alkyl acrylic acid ester monomer and



projecting sufficient electromagnetic radiation from said light source onto said material while rotating said material to cause substantial hardening of said material in less than 10 minutes to form a product having an Izod impact of at least 1.3 ft-lb/in when measured using ASTM 0256, and a modulus of rupture of at least 6000
5 psi and a deflection at break of at least 0.1 inch when measured using ASTM D790 transverse loaded beam.

According to a fifth aspect of the present invention there is provided a method to polymerize light curable materials, comprising:

10 providing a housing, a light source, and light polymerizable material, said light source consisting essentially of a bulb enclosing a gas, a filament, said gas comprising halogen, said polymerizable material having the form of a dental appliance,

supporting said light source and said polymerizable material within said housing, said material comprising particles of cross-linked polymer and acrylic or lower alkyl acrylic acid ester monomer, and

15 radiating light from said light source onto said polymerizable material while rotating said material, whereby said polymerizable material substantially completely polymerizes to form a cured product.

According to a sixth aspect of the present invention there is provided an apparatus to polymerize light curable materials, consisting essentially of:

20 a housing,
circuit means,
a light source, and

a rotatable support means, said light source being connected to said circuit means, said circuit means comprising a timer, a switch means, a motor, and a fan, said switch means being connected to said timer, filament, motor, and fan, said motor being connected to said rotatable support means, said light source being supported and enclosed by said housing, said light source consisting essentially of a bulb enclosing a halogen gas and having a filament for providing sufficient unfiltered electromagnetic radiation to maintain the temperature of light curable material
25 positioned within said housing at between 120° and 150°F (48.9° and 121.1°C) after at least 2 minutes with at least 50 milliwatts per square inch of incident light to
30 substantially evenly cure said light curable material.



According to a seventh aspect of the present invention there is provided an apparatus for polymerization of light curable material, comprising:

a housing and
an incandescent lamp, having a filament and a gas,
5 said lamp being supported and enclosed by said housing,
said filament being enclosed by said gas, said gas comprising halogen gas, said filament providing sufficient electromagnetic radiation to maintain the temperature of said light curable material within said housing at between about 120 °F and about 250 °F and to substantially evenly cure said light curable material while rotating said
10 light curable material.

According to a eighth aspect of the present invention there is provided a system for polymerization of light curable material, comprising:

light curable material,
a housing, and
15 an incandescent lamp having a filament and a gas,
said lamp being supported and enclosed by said housing, said filament being enclosed by said gas, said gas comprising halogen gas, said light curable material being enclosed by said housing, said filament providing sufficient electromagnetic radiation to maintain the temperature of said light curable material between about
20 120 °F and about 250 °F and said light curable material being adapted to be substantially evenly cured by said radiation from said filament while rotating said light curable material within said housing.

According to a ninth aspect of the present invention there is provided a method of making a denture comprising:

25 providing an apparatus for polymerization of light curable material, said apparatus having a housing, and
an incandescent lamp having a filament and a gas,
said lamp being supported and enclosed by said housing, said gas comprising a halogen, said filament providing sufficient electromagnetic radiation to maintain
30 the temperature of said light curable material within said housing at between about 120 °F and about 250 °F and to substantially evenly cure said light curable material while rotating said light curable material.



Embodiments of the invention use a single light source having a filament to cure light curable material. The apparatus of an embodiment of the invention has substantially reduced power consumption and equipment cost while at least maintaining the curing temperature provided by prior art light curing apparatus.

5 Embodiments of the invention are particularly and especially preferred for use in the dental field in the construction and repair of dental appliances, such as retainers and dental prosthetics, for example dentures and bridges. Embodiments of the invention also have excellent characteristics allowing expedient use in special medical applications, such as custom fabrication of hearing aids and finger splints.

10 Embodiments of the invention will now be described by way of example only, with reference to the accompanying drawings in which:-

Figure 1 is a perspective view of an apparatus for curing dentures in accordance with an embodiment of the invention.

15 Figure 2 is a top view of an apparatus for curing dentures in accordance with an embodiment of the invention.

Figure 3 is a bottom view of an apparatus for curing dentures in accordance with an embodiment of the invention.

Figure 4 is a schematic diagram of an electrical circuit of an apparatus for curing dentures in accordance with an embodiment of the invention.

20 Figure 1 shows denture curing apparatus 10 which includes housing 12 and incandescent lamp 14. Preferably the lamp 14 includes a reflector 14A. Preferably the reflector has a surface which is adapted to distribute light, for example, by including smooth, faceted or peened surfaces. Incandescent lamp 14 has filament 15. Filament 15 is positioned within a transparent enclosure filled with a halogen gas or
25 mixture of gases which is primarily halogen.

Light curable material 16 is supported on rotatable table 18. Urethane dimethacrylate resin with visible light activator may be used as the light curable material 16. The height of rotatable table 18 is adjustable by turning knob 20. Knob 20 is connected to a helical screw which turns through a helically threaded nut
30 connected to a carriage which supports table 18.

Preferred light curable material for use in accordance with the invention is disclosed in U.S. Patent 4,551,486 particularly at from column 1, line 46 to column



10, line 4, which is incorporated herein by reference. Preferred monomeric species useful in light curable denture making material are multifunctional and include acrylic and lower alkyl acrylic acid esters. In a pre-



ferred embodiment of the invention the light curable denture making material includes crosslinked polymer, filler, and crosslinking agent.

Housing 12 has a base 22 and a top 23 as shown in Figures 1-3. Door 24 is connected by hinge 25 to base 22. Door 24 has reflective inner surface 26 which is adapted to reflect electromagnetic radiation from halogen containing incandescent lamp 14 onto light curable material 16. Upper vents 28 in top 23 allow heated air to be pulled by a fan from curing chamber 30 to the outside of the housing 12. Lower vents 31 allow air to pass through base 22 and enter curing chamber 30.

In use light curable material 16 is positioned within curing chamber 30. The width, depth and height of the curing chamber 30 are sufficient to allow dental restorations, prosthetics and appliances made of material 16 to be positioned therein.

With more particular reference to Figures 1 and 4 it is seen that door 24 in its closed position is adapted to press push button 32. When push button 32 is pressed switch 32S is in its closed position. Switches 34S and 36S are closed by pressing the power switch lever 34 and the cure switch lever 36. This permits electrical current to be conducted from current source 42 through tungsten filament 15 which emits infrared, visible and ultraviolet electromagnetic radiation. The period for cure is selected by setting the timer knob 38. Table switch lever 40 is adapted to actuate switch 40S.

Electrical current source 42 is connected through line 44 to circuit breaker 46. Circuit breaker 46 is connected through line 48 to switch 34S. Connector 52 operates switch 54 with switch 34S. Switch 34S is connected through line 56 to switch 32S. Switch 32S is connected through line 60 to switch 36S. Switch 36S is connected through line 64 to switch 40. Switch 40S is

connected through line 68 to motor 70. Motor 70 is connected to ground through line 72. Switch 36S is connected through line 74 to timer circuit 76. Timer circuit 76 is connected through lines 78 and 78A to variable resistor 80. Timer circuit 76 is connected through line 82 to filament 15. Filament 15 is connected to ground through line 84. Fan 86 is connected to switch 34S through line 88. Fan 86 is connected to ground through line 90.

To cure light curable material 16 the dental technician places the material on table 18 and closes door 24 depressing push button 32, which closes switch 32S. The dental technician then depresses lever 34 which closes switches 34S and 54 which connects fan 86 to electrical current source 42. Then the dental technician depresses lever 40 which closes switch 40S connecting motor 70 to current source 42. The motor 70 turns table 18 which rotates material 16. Finally the operator rotates knob 38 to set timer 76, and presses lever 36 closing switch 36S to convey electrical current to filament 15. The material 16 cures in from about 2 to about 10 minutes at from about 120 to about 200 °F (93.3°C) while being rotated in front of the light emitted from lamp 14. When the cure time has lapsed the dental technician removes the material 16 from table 18.

Preferably the filament is adapted to emit sufficient electro-magnetic radiation to provide irradiant power on the upper surface of the curing material of at least 50 milliwatts per square centimeter. More preferably, the filament is adapted to emit sufficient electromagnetic radiation to provide irradiant power incident on the upper surface of the curing material of from about 50 to about 100 milliwatts per square centimeter.

Preferably the filament includes tungsten and is adapted to provide sufficient electromagnetic radiation to maintain the temperature of light curable material positioned within said housing at between 120 and 250 °F (48.9 and 121.1°C).

Preferably the gas used to enclose the filament is argon or a mixture of argon and less than 1 percent by volume of other gases, such as bromine and nitrogen.

Preferably, the polymerizable material has a surface temperature of at least 150 °F (65.6°C) after at least 2 minutes with less than 70 milliwatts per square inch of incident light. More preferably, the polymerizable material has a surface temperature of at least 145 °F (62.7°C) after 10 minutes at less than 80 milli-watts per square inch of incident light.

Preferably the light source is positioned at an angle of from about 10 to about 60 degrees and a distance of from about 5 to about 13 cm above a support which is adapted to rotate light curable denture making material.

Preferably the product formed in accordance with the invention have a medical application. Most preferably the product formed in accordance with the invention is a denture, bridge, inlay or other dental prosthesis or hearing aid.

Preferably the motor is adapted to rotate the substantially horizontal upper surface of the table around a vertical axis of rotation. The lamp is positioned about 5 to about 13 cm from the center of the upper surface of the table. The filament is positioned above the center of the table an angle of from 10 to 45 degrees to the vertical axis of rotation.

A comparison is provided in the table below of typical temperatures and irradiant powers obtained using a prior art three lamp (200 watt tungsten halogen bulbs)

Additionally, apparatus in accordance with ^{an embodiment of the invention} ~~the invention~~ (Triad 2000) provide superior curing of urethane dimethacrylate resin with visible light activator, note Clinical Research Associates Newsletter Volume 14, Issue 10 October 1990 paragraph 2A, the disclosure of which is incorporated herein by reference. The modulus of rupture and compressive strength of products produced in an apparatus in accordance with the invention (Triad 2000) is superior as shown in Bangerter et al, J. Dental Research 70: Abstract Paragraph No. 2368, 1991, the disclosure of which is incorporated herein by reference.

OPERATION

A moldable denture base putty-paste that is hardenable with visible light is formed according to U. S. Patent 4,551,486 column 10, lines 15- 68 and column 11, lines 1-2. The putty is pressed into a sheet and then adapted as a baseplate to a stone model (coated with separator) made from an impression of the mouth. The baseplate is trimmed and then cured for 2 minutes on the rotating table within the housing of an apparatus in accordance with the preferred embodiment of the invention shown in Figures 1-4: the TRIAD 2000 (available from Dentsply International: the assignee of the present patent application) under an unfiltered 250 watt tungsten halogen lamp: Dentsply International part number 70143. The electromagnetic radiation incident to the surface of the baseplate is about 80 milliwatts per square centimeter.

A 0.25 inch diameter rope of putty is adapted around the ridge of the baseplate in configuration to receive a pressed-in full arch of upper teeth formed as described at column 11, lines 50-55 of U. S. Patent 4,551,486. A brush is used to apply bonding agent formed as described in column 11, lines 19-47 of U. S. Patent 4,551,486 to an arch of teeth to cover the ridge lap areas and about 2 mm



onto the facial, lingual collar and interproximal areas. After setting two minutes the bonding agent is then light cured in the TRIAD 2000 for two minutes as described above.

The arch of teeth is then pressed into the rope of putty on the baseplate, and then light cured in the TRIAD 2000 for two minutes as described above. An additional portion of putty rope is used to finish the facial and lingual aspects of the denture.

Liquid oxygen barrier is formed as described in U. S. Patent 4,551,486 column 12, lines 12-28 and coated onto the top of the denture. The denture is cured for four minutes in the TRIAD 2000 as described above. The denture is then removed from the stone model and the other side of the denture is coated with liquid oxygen barrier and cured for two minutes in the TRIAD 2000 as described above. The denture is then washed in tape water and dried with a paper towel.

Further disclosure of the operation of apparatus in accordance with the invention is provided in Triad VLC system Technique Manual and Operation/Service Manual for Use With the Triad 2000 and Triad Curing Units, 1990, distributed by Dentsply International Inc. 570 West College Avenue, P.O. Box 872 York, PA 17405-0872, and incorporated herein by reference in its entirety.

Modulus of rupture, deflection at break, and elastic modulus as used throughout this disclosure is measured using ASTM D790 Transverse loaded beam. Izod impact as used throughout this disclosure is measured using ASTM D256.

Preferably highly filled products (having at least 25% inorganic filler) formed in accordance with the invention have a modulus of rupture of at least 6,000 psi, a deflection at break of at least 0.1 inch, an Izod impact of at least 0.7 ft-lb/in, and a depth of cure of at least

2 millimeters. Preferably, the products formed in accordance with the invention (having less than 25% inorganic filler) have a modulus of rupture of at least 11,000 psi, a deflection at break of at least 0.12 inch, an Izod impact of at least 1.3 ft-lb/in., and a depth of cure of at least 2 millimeters.

5 Preferably the width, depth and height of the light curing chamber in which light curable material is enclosed in accordance with the invention are each at least 2 inch. More preferably, the width, depth and height of the light curing chamber in which light curable material is enclosed in accordance with the invention are each at least 3 inch.

10 When the product and light source are in relative motion, preferably the light source is positioned above the product at an angle of from 10 to 45 degrees to the relative rotation of the product or the light source.

15 While in accordance with the patent statutes what is at present considered to be the preferred embodiment of the invention has been described it will be obvious to those skilled in the art that numerous changes and modifications may be made therein without departing from the invention, and it is therefore intended in the appended claims to cover all such equivalent variations as fall within the spirit and scope of the invention.

20 Throughout this specification and the claims which follow, unless the context requires otherwise, the word "comprise", or variations such as "comprises" or "comprising", will be understood to imply the inclusion of a stated integer or group of integers but not the exclusion of any other integer or group of integers.



THE CLAIMS DEFINING THE INVENTION ARE AS FOLLOWS:

1. An apparatus to polymerize light curable materials, comprising:
a housing, and
5 a light source, said light source being supported and enclosed by said housing, said light source consisting essentially of a bulb enclosing a gas and a filament, said gas comprising a halogen, said filament providing sufficient electromagnetic radiation to maintain the temperature of light curable material positioned within said housing at between 120° and 250°F (48.9° and 121.1°C) after at least 2 minutes with at
10 least 50 milliwatts per square inch of incident light to substantially evenly cure said light curable material while rotating said light curable material.
2. An apparatus according to claim 1, wherein said housing further comprises a housing wall having at least one vent allowing air to pass out of said housing.
15
3. An apparatus according to claim 1 further comprising a fan, said fan being supported by said housing.
4. An apparatus according to claim 1 wherein said filament comprises tungsten,
20 and said light source is positioned at not more than one point within said housing, and said light source further comprises a halogen gas.
5. An apparatus according to claim 1 wherein said light source is operable using at least 200 watts of power to emit electromagnetic radiation, and provide at least
25 about 50 milliwatts per square centimeter at a distance of about 10cm.
6. An apparatus according to claim 1 further comprising rotating means and a support member, said rotating means being connected to said support member, said support member being rotatable at a constant rate of rotation of from about 5 to
30 about 25 revolutions per minute.
7. An apparatus according to claim 1 further comprising rotating means and a



support member, said rotation means being connected to rotate a substantially horizontal upper surface of said support member around a vertical axis which intersects a central point on said surface, said filament being positioned along a line extending through said central point at an angle of from 10 to 45 degrees to said axis, said filament being about 5 to about 13cm from said central point, said filament
5 being positioned above said support member.

8. An apparatus according to claim 1 wherein said housing further comprises a door having a reflective inner surface.
10

9. An apparatus according to claim 1 wherein said housing further comprises a door, said door comprising an optical filter which selectively reflects or absorbs electromagnetic radiation having wavelengths less than 400 nanometers.

10. An apparatus according to claim 1 wherein said housing further comprises a chamber wall, said chamber wall having a reflective surface.
15

11. An apparatus according to claim 1 wherein said filament comprises tungsten.

12. A method according to claim 1 wherein said radiation is provided without substantial filtering.
20

13. A method to polymerize light curable materials, comprising:
providing a housing and a light source, said light source being supported and enclosed by said housing, said light source consisting essentially of a bulb enclosing a gas and a filament said filament using at least 200 watts of power and providing electromagnetic radiation,
25

supporting light curable material within said housing, said material comprises particles of cross-linked polymer and acrylic or lower alkyl acrylic acid ester monomer and
30

projecting sufficient electromagnetic radiation from said light source onto said material while rotating said material to cause substantial hardening of said material



to form a product.

14. A method according to claim 13 wherein said filament comprises tungsten.

5 15. A method according to claim 13 wherein said radiation is substantially unfiltered.

16. A method to polymerize light curable materials, comprising:
providing a housing, a light source, and light polymerizable material, said light
10 source consisting essentially of a bulb enclosing a gas and a filament, said gas comprising halogen, said polymerizable material having the form of a dental appliance,

supporting said light source and said polymerizable material within said housing, said material comprising particles of cross-linked polymer and acrylic or
15 lower alkyl acrylic acid ester monomer and

radiating light from said light source onto said polymerizable material while rotating said material, whereby said polymerizable material substantially completely polymerizes in less than 10 minutes to form a denture base, reline, tray, dental appliance or dental restorative product.

20

17. A method according to claim 16 wherein said filament comprises tungsten.

18. A method according to claim 16 wherein said radiation is substantially unfiltered.

25

19. A method according to polymerize light curable materials, comprising:
providing a housing and a light source, said light source being supported and enclosed by said housing, said light source consisting essentially of a bulb enclosing a gas and a filament, said gas comprising halogen, said filament using at least 200
30 watts of power and providing electromagnetic radiation,

supporting light curable material within said housing, said material comprising particles of cross-linked polymer and acrylic or lower alkyl acrylic acid ester



monomer and

projecting sufficient electromagnetic radiation from said light source onto said material while rotating said material to cause substantial hardening of said material in less than 10 minutes to form a product having an Izod impact of at least 1.3 ft-lb/in when measured using ASTM 0256, and a modulus of rupture of at least 6000 psi and a deflection at break of at least 0.1 inch when measured using ASTM D790 transverse loaded beam.

20. A method according to claim 19 wherein at least 200 watts of electrical power is applied to said filament.

21. A method according to claim 19 wherein said filament comprises tungsten.

22. A method according to claim 19 wherein said light is substantially unfiltered.

15

23. A method to polymerize light curable materials, comprising:

providing a housing, a light source, and light polymerizable material, said light source consisting essentially of a bulb enclosing a gas, a filament, said gas comprising halogen, said polymerizable material having the form of a dental appliance,

20 supporting said light source and said polymerizable material within said housing, said material comprising particles of cross-linked polymer and acrylic or lower alkyl acrylic acid ester monomer, and

radiating light from said light source onto said polymerizable material while rotating said material, whereby said polymerizable material substantially completely polymerizes to form a cured product.

25

24. A method according to claims 13, 16, 19 or 23 wherein said housing further comprises a support member and rotation means, said rotation means being connected to rotate a substantially horizontal upper surface of said support member around an axis of rotation, said filament being positioned about 5 to about 13cm from said horizontal upper surface, said light source and said support means being supported by said housing, said light source and said support means being enclosed

30



by said housing, said filament being positioned above said support means at an angle of from 10 to 45 degrees to said axis of rotation, said light source providing a power density on said upper surface of at least about 50 milliwatts per square centimeter.

5 25. A method according to claims 13, 16, 19 or 23 wherein said filament comprises tungsten and said light source further comprises a halogen gas.

26. A method according to claims 13, 16, 19 or 23 wherein said light source is positioned above said polymerizable material, and wherein a vertical axis passes
10 through said polymerizable material and said vertical axis does not intersect said light source.

27. A method according to claims 13, 16, 19 or 23 wherein said polymerizable material supported in said housing comprises acrylic or lower alkyl acrylic acid ester
15 monomer, and said polymerizable material comprises particles of cross linked polymer said particles being swollen in said monomer at temperatures not less than 39 degrees centigrade.

28. A method according to claims 13, 16, 19 or 23 wherein said polymerizable
20 material is irradiated with said radiation at less than 70 milliwatts per square inch for at least 2 minutes and has a surface temperature of at least 150 °F.

29. A method according to claims 13, 16, 19 or 23 wherein said dental appliance is a denture, bridge or dental prosthesis.
25

30. A method according to claims 13, 16, 19 or 23 wherein said product formed by said irradiating has a modulus of rupture of at least 6,000 psi, a deflection at break of at least 0.1 inch when measured using ASTM 0790 transverse loaded beam, a Izod impact of at least 0.7 ft-lb/in when measured using ASTM 0256, and a depth
30 of cure of at least 2 millimeters.

31. A method according to claims 13, 16, 19 or 23 wherein said product formed



by said irradiating has a modulus of rupture of at least 11,000 psi and a deflection at break of at least 0.12 inch when measured using ASTM 0790 transverse loaded beam, and an Izod impact of at least 1.3 ft-lb/in when measured using ASTM 0256, and a depth of cure of at least 2 millimeters.

5

32. A method according to claim 13, 16, 19 or 23 wherein said product formed by said irradiating is cured for less than 10 minutes and has a modulus of rupture of at least 6,000 psi and a deflection at break of at least 0.1 inch when measured using ASTM 0790 transverse loaded beam and a Izod impact of at least 0.7 ft-lb/in when measured using ASTM 0256, and a depth of cure of at least 2 millimeters.

10

33. A method according to claims 13, 16, 19 or 23 wherein said product formed by said irradiating is a denture base, reline or tray cured for less than 10 minutes and has a modulus of rupture of at least 6,000 psi and a deflection at break of at least 0.1 inch when measured using ASTM 0790 transverse loaded beam, and a Izod impact of at least 0.7 ft-lb/in when measured using ASTM 0256, and a depth of cure of at least 2 millimeters.

15

34. An apparatus to polymerize light curable materials, consisting essentially of:
a housing,
circuit means,
a light source, and

20

a rotatable support means, said light source being connected to said circuit means, said circuit means comprising a timer, a switch means, a motor, and a fan, said switch means being connected to said timer, filament, motor, and fan, said motor being connected to said rotatable support means, said light source being supported and enclosed by said housing, said light source consisting essentially of a bulb enclosing a halogen gas and having a filament for providing sufficient unfiltered electromagnetic radiation to maintain the temperature of light curable material positioned within said housing at between 120° and 150°F (48.9° and 121.1°C) after at least 2 minutes with at least 50 milliwatts per square inch of incident light to substantially evenly cure said light curable material.

30



35. An apparatus according to claim 34 wherein said filament comprises tungsten.
36. An apparatus for polymerization of light curable material, comprising:
a housing and
5 an incandescent lamp, having a filament and a gas,
said lamp being supported and enclosed by said housing,
said filament being enclosed by said gas, said gas comprising halogen gas, said
filament providing sufficient electromagnetic radiation to maintain the temperature
of said light curable material within said housing at between about 120 °F and about
10 250 °F and to substantially evenly cure said light curable material while rotating said
light curable material.
37. An apparatus according to claim 36 wherein said curable material is cured to
form a denture.
15
38. An apparatus according to claim 36 wherein said light bulb is the only source
emitting electromagnetic radiation within said housing.
39. An apparatus according to claim 36 wherein said housing further comprises
20 a housing wall having at least one vent allowing air to pass out of said housing.
40. An apparatus according to claim 36 further comprising a fan, said fan being
supported by said housing.
- 25 41. An apparatus according to claim 36 wherein said light source is operable
using at least 200 watts of power to emit electromagnetic radiation, and provide at
least about 50 milliwatts per square centimeter at a distance of about 10cm.
42. An apparatus according to claim 36 further comprising rotating means and a
30 support member, said rotating means being connected to said support member, said
support member being rotatable at a constant rate of rotation of from about 5 to
about 25 revolutions per minute.



43. An apparatus according to claim 36 further comprising rotating means and a support member, said rotation means being connected to rotate a substantially horizontal upper surface of said support member around a vertical axis which intersects a central point on said surface, said filament being positioned along a line
5 extending through said central point at an angle of from 10 to 45 degrees to said axis, said filament being positioned from about 5cm to about 13cm from said central point, said filament being positioned above said support member.

44. An apparatus according to claim 36 wherein said housing further comprises
10 a door having a reflective inner surface.

45. An apparatus according to claim 36 wherein said housing further comprises a door, said door comprising an optical filter which selectively reflects or absorbs electromagnetic radiation having wavelengths less than 400 nanometres.
15

46. An apparatus according to claim 36 wherein said housing further comprises a chamber wall, said chamber wall having a reflective surface.

47. An apparatus according to claim 36 wherein said electromagnetic radiation
20 is unfiltered.

48. A system for polymerization of light curable material, comprising:
light curable material,
a housing, and
25 an incandescent lamp having a filament and a gas,
said lamp being supported and enclosed by said housing, said filament being enclosed by said gas, said gas comprising halogen gas, said light curable material being enclosed by said housing, said filament providing sufficient electromagnetic radiation to maintain the temperature of said light curable material between about
30 120°F and about 250°F and said light curable material being adapted to be substantially evenly cured by said radiation from said filament while rotating said light curable material within said housing.



49. A system according to claim 48 wherein said curable material is cured to form a denture.

50. A system according to claim 48 wherein said electromagnetic radiation from
5 said light bulb effectively cures said light curable material.

51. A method of making a denture comprising:
providing an apparatus for polymerization of light curable material, said
apparatus having a housing, and
10 an incandescent lamp having a filament and a gas,
said lamp being supported and enclosed by said housing, said gas comprising
a halogen, said filament providing sufficient electromagnetic radiation to maintain
the temperature of said light curable material within said housing at between about
120 °F and about 250 °F and to substantially evenly cure said light curable material
15 while rotating said light curable material.

52. A method according to claim 51 wherein said light source is operable using
at least 200 watts of power to emit electromagnetic radiation, and provide at least
about 50 milliwatts per square centimeter at a distance of about 10cm.
20

53. An apparatus or method substantially as hereinbefore described with
reference to the accompanying drawings.
25

DATED this 12th day of September, 1994.

Dentsply International Inc.

30 By Its Patent Attorneys

DAVIES COLLISON CAVE

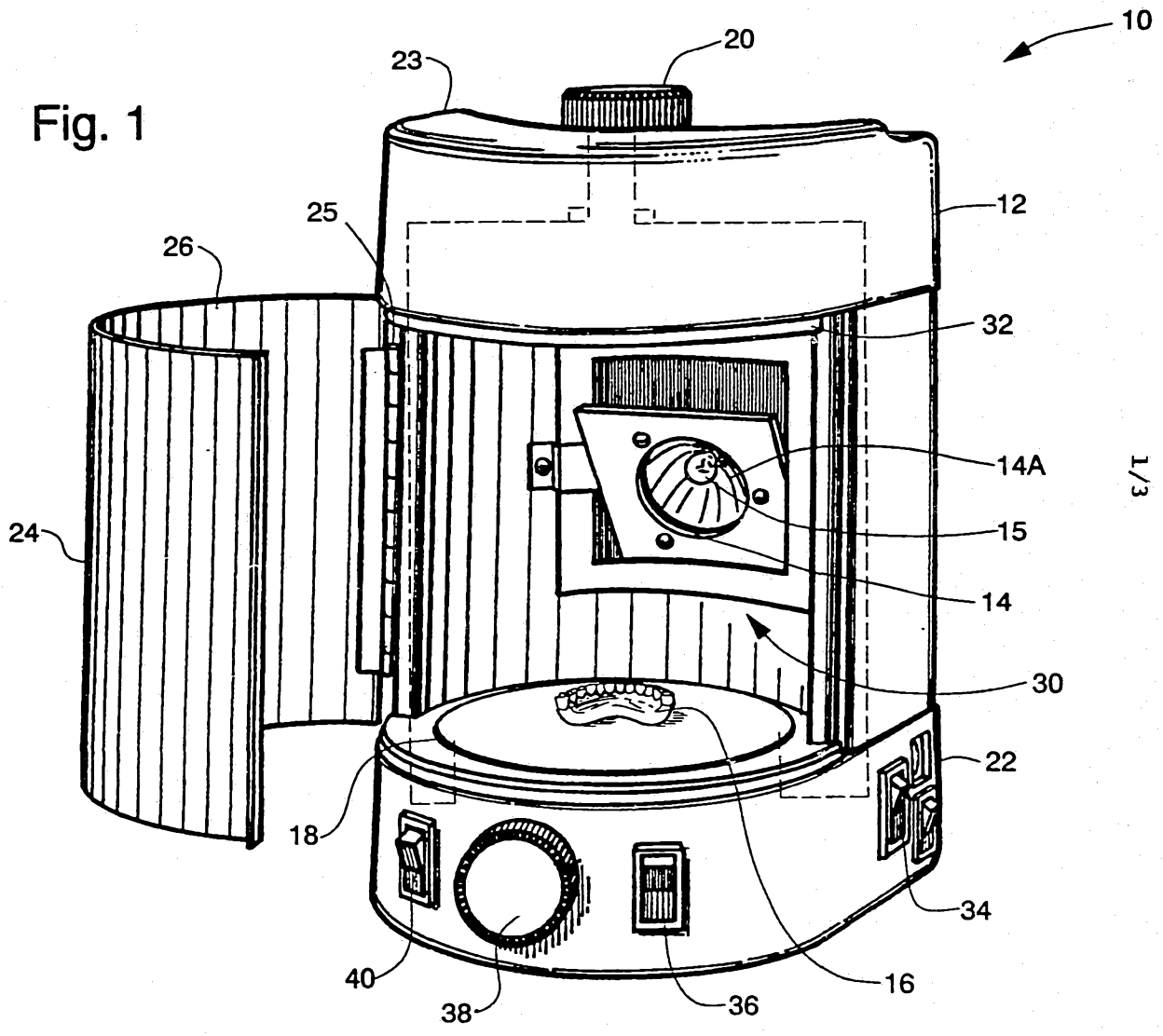


ABSTRACT OF THE INVENTION

An apparatus and method for curing light curable material using unfiltered light. A vented housing encloses a single lamp filament light source which emits visible light. The light source is positioned above and to the side of the light curable material which is supported on a rotating table during light curing. Light incident to the surface of the light curable material is at least about 50 milliwatts per square centimeter. The light curable material has a surface temperature of at least 150 °F (65.6°C) after 2 minutes.

24 25 26 27

Fig. 1



13185/92

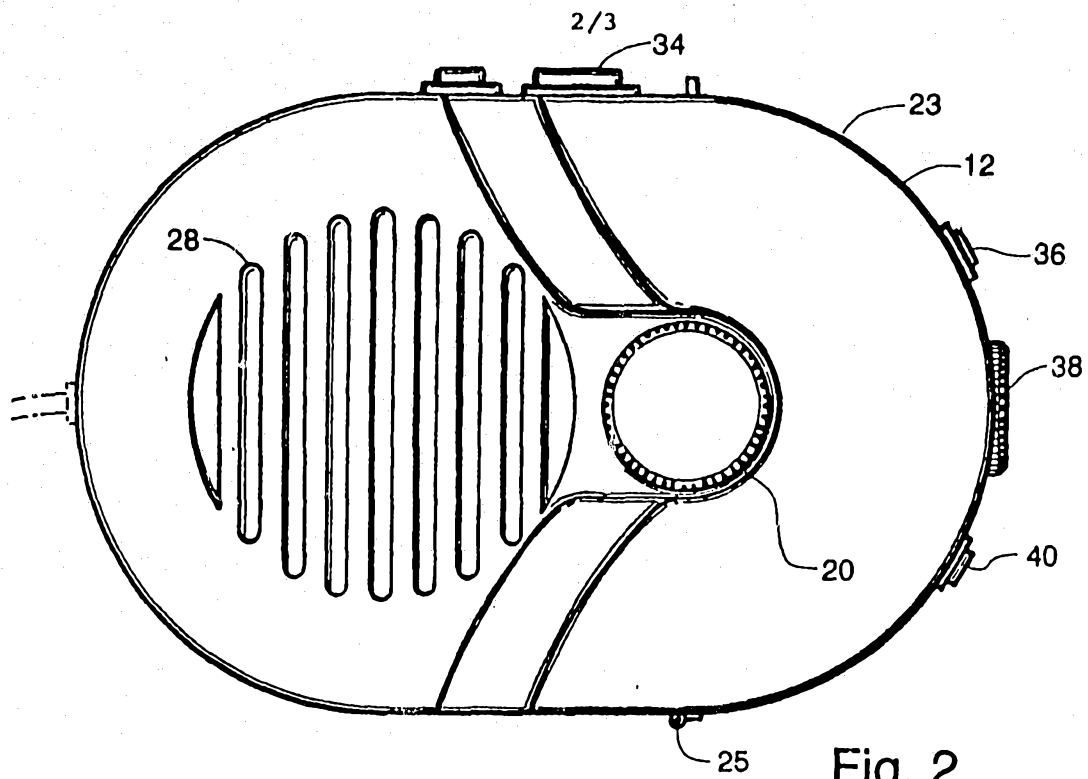


Fig. 2

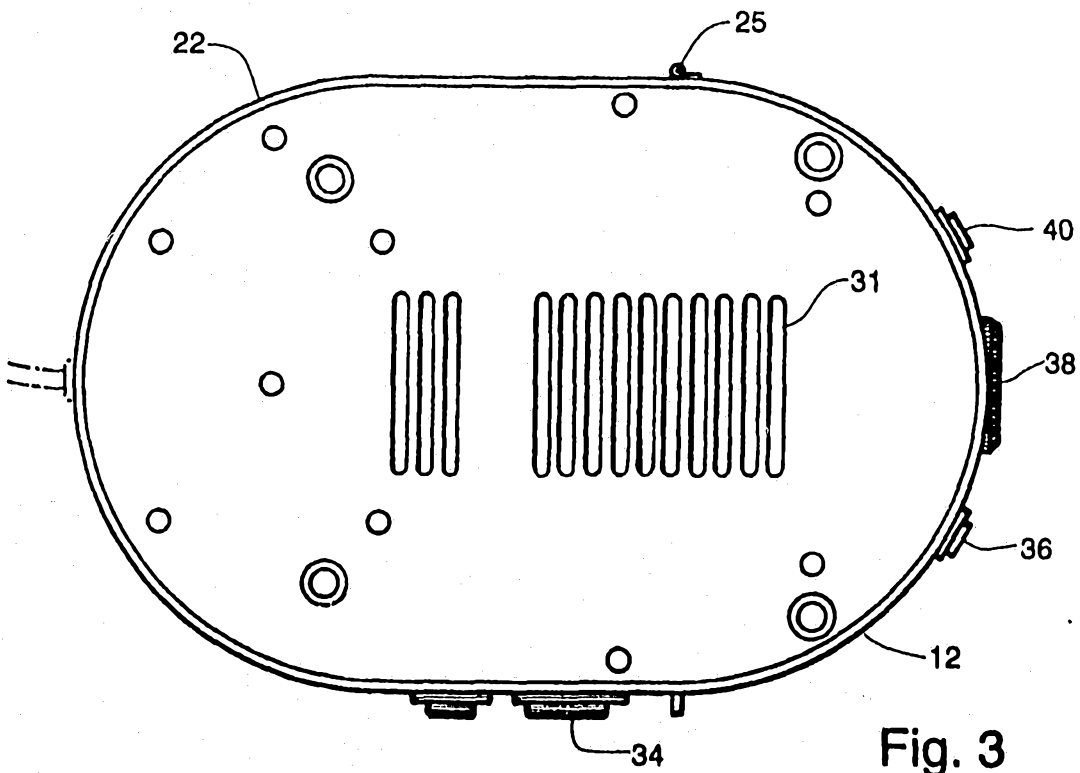


Fig. 3

Fig. 4

