



US00D813012S

(12) **United States Design Patent**
Valencich

(10) **Patent No.:** **US D813,012 S**
(45) **Date of Patent:** **** Mar. 20, 2018**

- (54) **HANDLESET**
- (71) Applicant: **Spectrum Brands, Inc.**, Middleton, WI (US)
- (72) Inventor: **Erinn Valencich**, Beverly Hills, CA (US)
- (73) Assignees: **Erinn Valencich**, Beverly Hills, CA (US); **Spectrum Brands, Inc.**, Middleton, WI (US)
- (**) Term: **15 Years**
- (21) Appl. No.: **29/590,941**
- (22) Filed: **Jan. 13, 2017**
- (51) **LOC (11) Cl.** **08-07**
- (52) **U.S. Cl.**
USPC **D8/331; D8/330; D8/302**
- (58) **Field of Classification Search**
USPC D8/330, 331, 336, 338, 339, 340, 343; 70/14, 2, 51, 57, 57.1, 91, 107, 141, 214, 70/78, 278, 1, 127, 447; 292/2, 32, 137, 292/288, 289, 290, 292, 194-198, 164, 292/165, 257
CPC E05B 49/00; E05B 17/00; E05B 55/00; E05B 65/00; E05B 47/00
See application file for complete search history.

D593,398 S *	6/2009	Pelletier	D8/330
D697,385 S *	1/2014	Roberts, III	D8/301
D739,203 S *	9/2015	Schneider	D8/302
D771,471 S *	11/2016	Ruoff	D8/330

OTHER PUBLICATIONS

“Hawthorne Single Cylinder Handleset”; Kwikset; disclosure date unknown but prior to filing date of present application <URL: <http://www.kwikset.com/products/details/handlesets/800/hexcn-15-smt.aspx#>>.

“Minneapolis Sectional Handleset”; Baldwin; disclosure date unknown but prior to filing date of present application; <URL: <http://www.baldwinhardware.com/products/details/door-hardware/entrance/minneapolis-sectional-handleset-85390-260>>.

“Soho Sectional Trim”; Baldwin; disclosure date unknown but prior to filing date of present application; <URL: <http://www.baldwinhardware.com/products/details/door-hardware/entrance/soho-sectional-trim-85386-150>>.

* cited by examiner

Primary Examiner — Prabhakar Deshmukh
(74) *Attorney, Agent, or Firm* — Banner & Witcoff, Ltd.

(57) **CLAIM**

The ornamental design for a handleset, as shown and described.

DESCRIPTION

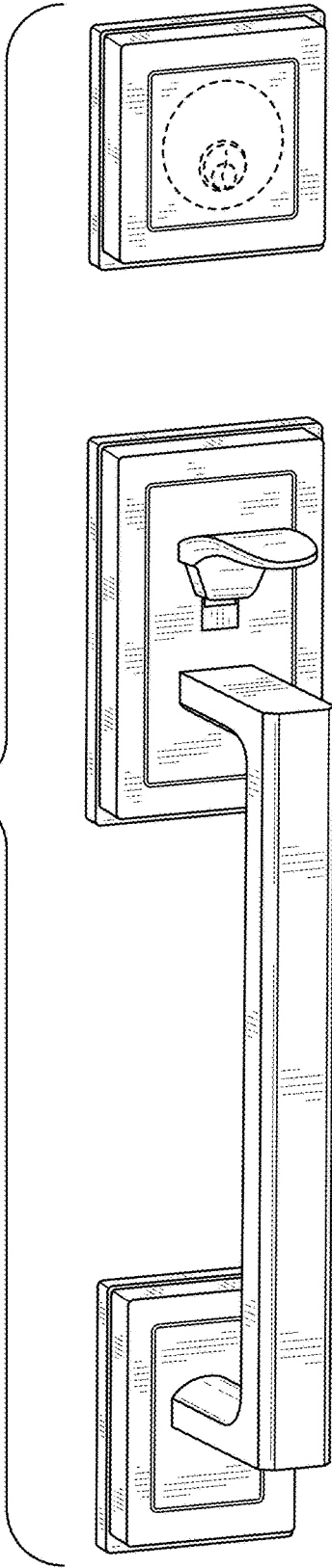
FIG. 1 is a front perspective view of a handleset showing my new design;
 FIG. 2 is a front view thereof;
 FIG. 3 is a rear view thereof;
 FIG. 4 is a left side view thereof;
 FIG. 5 is a right side view thereof;
 FIG. 6 is a top view thereof; and,
 FIG. 7 is a bottom view thereof.
 The broken line showing of the circular lock region and keyway and of the rear surface of the handleset represents unclaimed subject matter and forms no part of the claimed design.

1 Claim, 6 Drawing Sheets

- (56) **References Cited**
U.S. PATENT DOCUMENTS
- | | | | |
|---------------|---------|--------------------|--------------|
| 4,956,984 A * | 9/1990 | Chi-Cheng | E05B 47/068 |
| | | | 70/277 |
| 5,020,345 A * | 6/1991 | Gartner | E05B 47/0012 |
| | | | 70/277 |
| 5,033,282 A * | 7/1991 | Gartner | E05B 47/0012 |
| | | | 70/119 |
| D351,981 S * | 11/1994 | Susani | D8/302 |
| D414,397 S * | 9/1999 | Finkelstein | D8/331 |
| D471,423 S * | 3/2003 | Ellis | D8/301 |
| D571,183 S * | 6/2008 | Roberts, III | D6/350 |
| D581,245 S * | 11/2008 | Conway | D8/330 |



FIG. 1



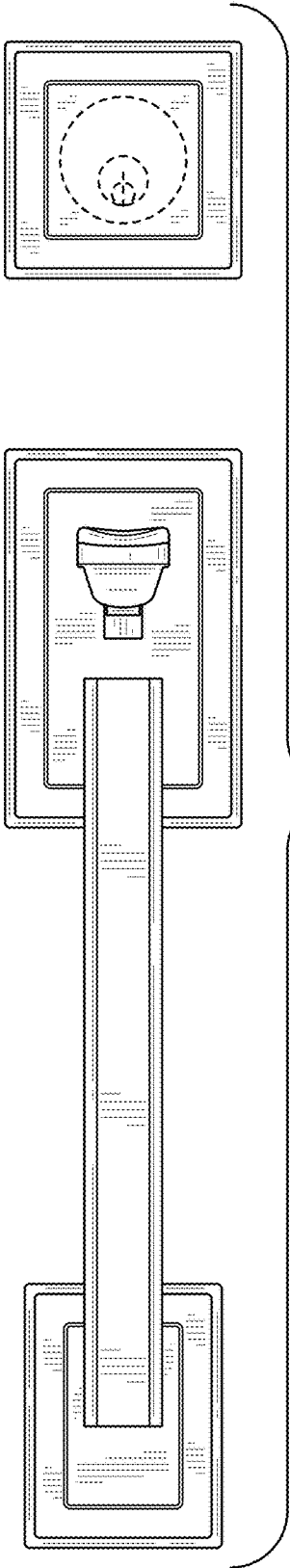


FIG. 2

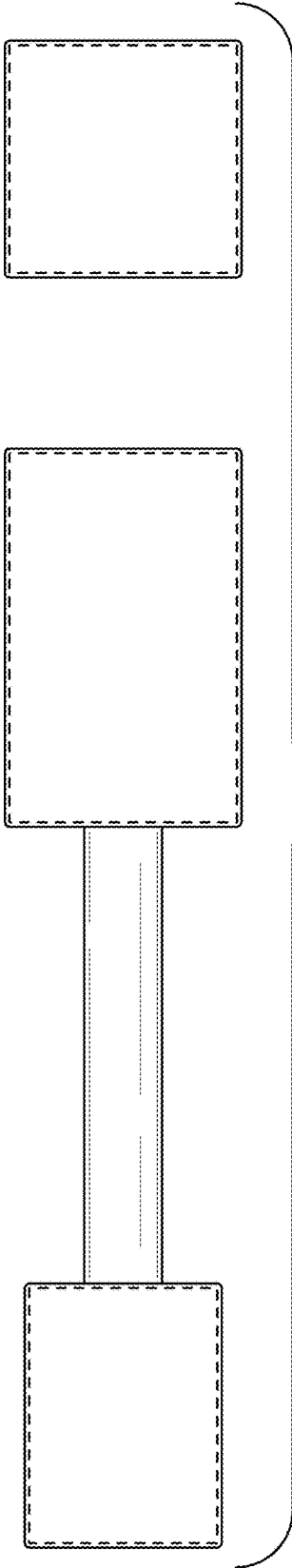
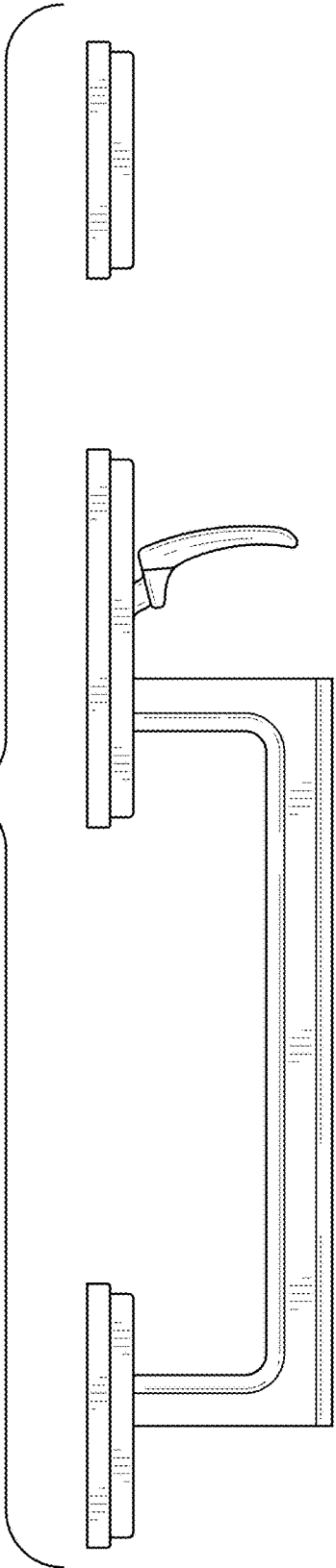


FIG. 3

FIG. 4



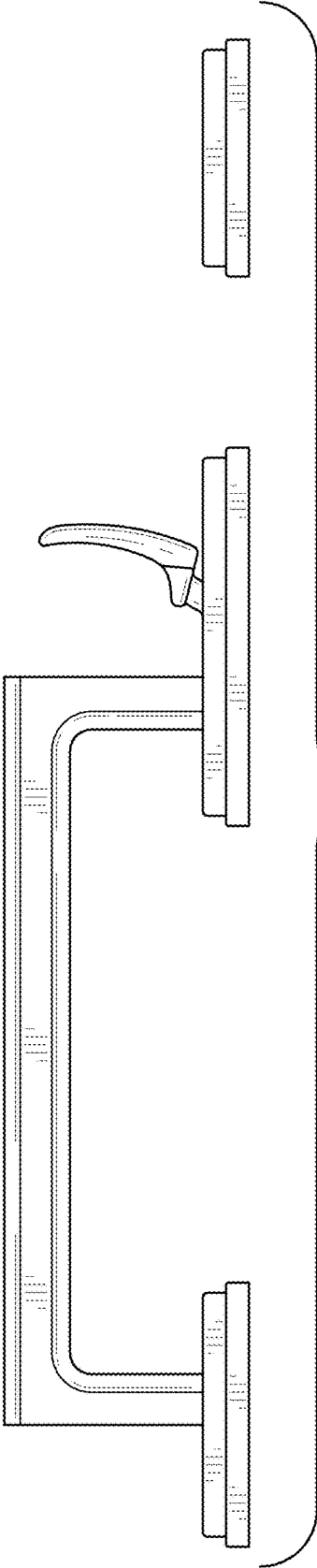


FIG. 5

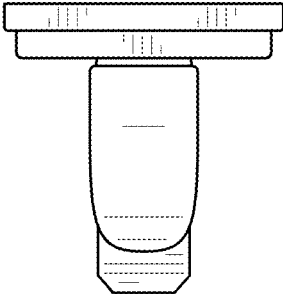


FIG. 6

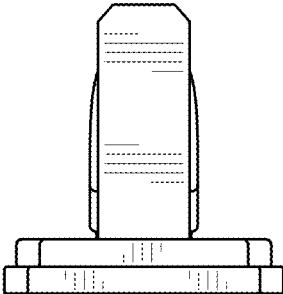


FIG. 7