



US00D447118B1

(12) **United States Design Patent** (10) **Patent No.:** **US D447,118 S**  
Lee (45) **Date of Patent:** **\*\* Aug. 28, 2001**

(54) **MOLDED PLUG**

(75) Inventor: **Kendrew Lee**, Fremont, CA (US)

(73) Assignee: **Monster Cable Products, Inc.**, CA (US)

(\*\*) Term: **14 Years**

(21) Appl. No.: **29/135,229**

(22) Filed: **Jan. 5, 2001**

(51) **LOC (7) Cl.** ..... **13-03**

(52) **U.S. Cl.** ..... **D13/138.2**

(58) **Field of Search** ..... D13/138.1, 138.2;  
439/106, 107, 501, 502, 542, 543, 369,  
370

(56) **References Cited**

**U.S. PATENT DOCUMENTS**

D. 263,699	*	4/1982	Vest et al.	.....	D13/138.2
D. 332,937	*	2/1993	Priest et al.	.....	D13/138.2
D. 355,160	*	2/1995	Velasco	.....	D13/138.2
D. 425,025	*	5/2000	Kowalski et al.	.....	D13/138.2
3,204,212	*	8/1965	Broder	.....	D13/138.2

\* cited by examiner

*Primary Examiner*—Susan J. Lucas

*Assistant Examiner*—Jennifer Rivard

(74) *Attorney, Agent, or Firm*—LaRiviere, Grubman & Payne, LLP

(57) **CLAIM**

The ornamental design for a molded plug, as shown and described.

**DESCRIPTION**

A portion of the disclosure of this design patent document contains material which is subject to copyright protection.

The copyright owner has no objection to the facsimile reproduction by anyone of the patent document or the patent disclosure, as it appears in the U.S. Patent and Trademark Office patent files or records, but otherwise reserves all copyright rights whatsoever.

FIG. 1 is a perspective view of a first embodiment of a molded plug, in accordance with the present invention.

FIG. 2 is a plan view of a first embodiment of a molded plug, in accordance with the present invention.

FIG. 3 is an underside view of a first embodiment of a molded plug, in accordance with the present invention.

FIG. 4 is a side view of a first embodiment of a molded plug, in accordance with the present invention.

FIG. 5 is a corresponding side view of a first embodiment of a molded plug, in accordance with the present invention.

FIG. 6 is a frontal view of a first embodiment of a molded plug, in accordance with the present invention.

FIG. 7 is a rear view of a first embodiment of a molded plug, in accordance with the present invention.

FIG. 8 is a perspective view of a second embodiment of a molded plug, in accordance with the present invention.

FIG. 9 is a plan view of a second embodiment of a molded plug, in accordance with the present invention.

FIG. 10 is an underside view of a second embodiment of a molded plug, in accordance with the present invention.

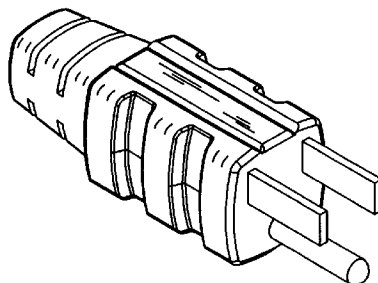
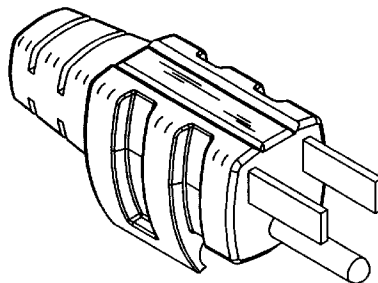
FIG. 11 is a side view of a second embodiment of a molded plug, in accordance with the present invention.

FIG. 12 is a corresponding side view of a second embodiment of a molded plug, in accordance with the present invention.

FIG. 13 is a front view of a second embodiment of a molded plug, in accordance with the present invention; and,

FIG. 14 is a rear view of a second embodiment of a molded plug, in accordance with the present invention.

**1 Claim, 4 Drawing Sheets**



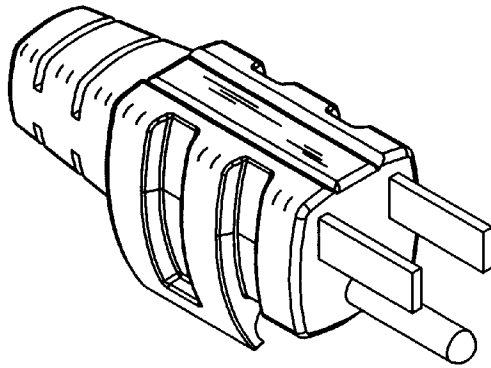


FIG. 1

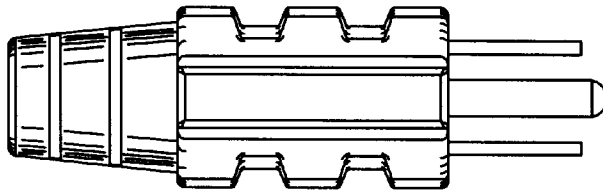


FIG. 2

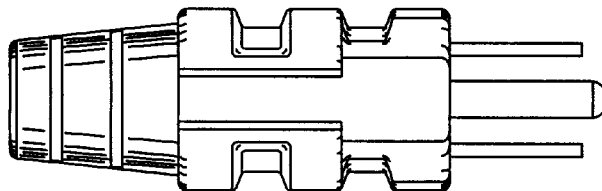


FIG. 3

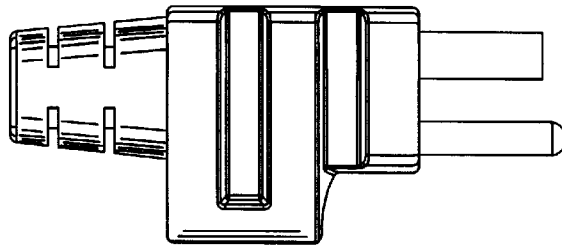


FIG. 4

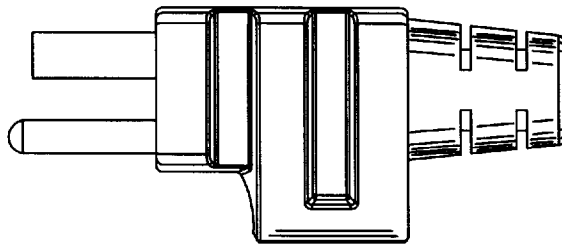


FIG. 5

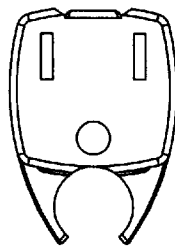


FIG. 6

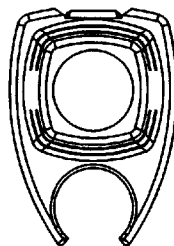


FIG. 7

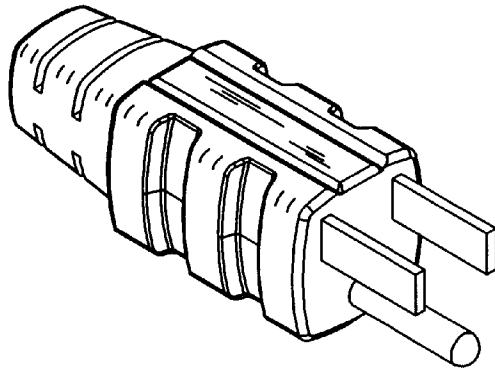


FIG. 8

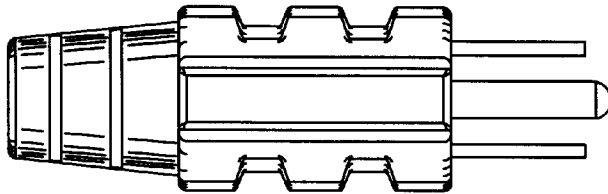


FIG. 9

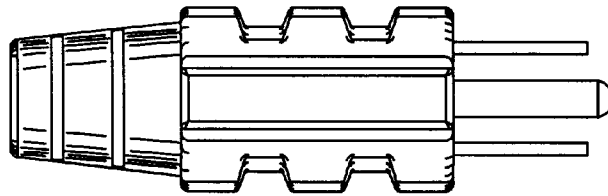


FIG. 10

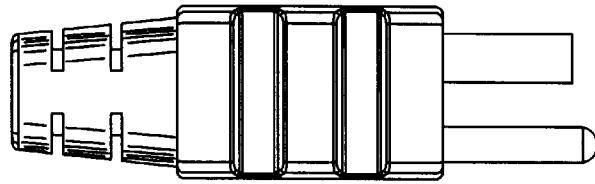


FIG. 11

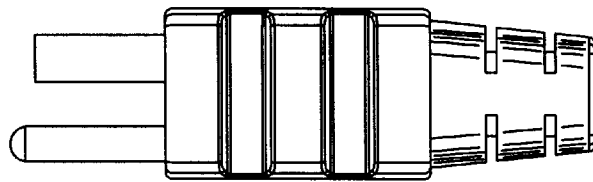


FIG. 12

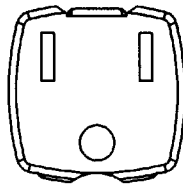


FIG. 13

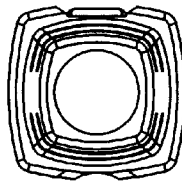


FIG. 14

UNITED STATES PATENT AND TRADEMARK OFFICE  
**CERTIFICATE OF CORRECTION**

PATENT NO. : Des 447,118 S  
DATED : August 28, 2001  
INVENTOR(S) : Kendrew Lee

Page 1 of 6

It is certified that error appears in the above-identified patent and that said Letters Patent is hereby corrected as shown below:

Title page.

The title page showing illustrative fig. should be deleted and replaced with the attached title page.

Drawings.

As shown on attached pages:

Figure 1, add -- © 2001 Monster Cable Products, Inc. --  
Figure 2, add -- © 2001 Monster Cable Products, Inc. --  
Figure 3, add -- © 2001 Monster Cable Products, Inc. --  
Figure 4, add -- © 2001 Monster Cable Products, Inc. --  
Figure 5, add -- © 2001 Monster Cable Products, Inc. --  
Figure 6, add -- © 2001 Monster Cable Products, Inc. --  
Figure 7, add -- © 2001 Monster Cable Products, Inc. --  
Figure 8, add -- © 2001 Monster Cable Products, Inc. --  
Figure 9, add -- © 2001 Monster Cable Products, Inc. --  
Figure 10, add -- © 2001 Monster Cable Products, Inc. --  
Figure 11, add -- © 2001 Monster Cable Products, Inc. --  
Figure 12, add -- © 2001 Monster Cable Products, Inc. --  
Figure 13, add -- © 2001 Monster Cable Products, Inc. --  
Figure 14, add -- © 2001 Monster Cable Products, Inc. --

Signed and Sealed this

Twenty-eighth Day of May, 2002

Attest:



Attesting Officer

JAMES E. ROGAN  
Director of the United States Patent and Trademark Office

(12) **United States Design Patent** (10) Patent No.: **US D447,118 S**  
 Lee (45) Date of Patent: **\*\* Aug. 28, 2001**

(54) **MOLDED PLUG**  
 (75) Inventor: **Kendrew Lee**, Fremont, CA (US)  
 (73) Assignee: **Monster Cable Products, Inc.**, CA (US)  
 (\*\*) Term: **14 Years**  
 (21) Appl. No.: **29/135,229**  
 (22) Filed: **Jan. 5, 2001**  
 (51) LOC (7) Cl. .... **13-03**  
 (52) U.S. Cl. .... **D13/138.2**  
 (58) Field of Search ..... D13/138.1, 138.2;  
 439/106, 107, 501, 502, 542, 543, 369,  
 370

(56) **References Cited**  
 U.S. PATENT DOCUMENTS  
 D. 263,699 \* 4/1982 Vest et al. .... D13/138.2  
 D. 332,937 \* 2/1993 Priest et al. .... D13/138.2  
 D. 355,160 \* 2/1995 Velasco ..... D13/138.2  
 D. 425,025 \* 5/2000 Kowalski et al. .... D13/138.2  
 3,204,212 \* 8/1965 Broder ..... D13/138.2

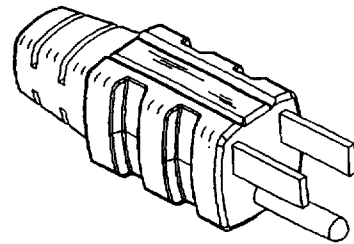
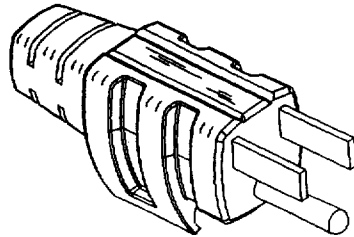
\* cited by examiner  
 Primary Examiner—Susan J. Lucas  
 Assistant Examiner—Jennifer Rivard  
 (74) Attorney, Agent, or Firm—LaRiviere, Grubman & Payne, LLP

(57) **CLAIM**  
 The ornamental design for a molded plug, as shown and described.

**DESCRIPTION**  
 A portion of the disclosure of this design patent document contains material which is subject to copyright protection.

The copyright owner has no objection to the facsimile reproduction by anyone of the patent document or the patent disclosure, as it appears in the U.S. Patent and Trademark Office patent files or records, but otherwise reserves all copyright rights whatsoever.  
 FIG. 1 is a perspective view of a first embodiment of a molded plug, in accordance with the present invention.  
 FIG. 2 is a plan view of a first embodiment of a molded plug, in accordance with the present invention.  
 FIG. 3 is an underside view of a first embodiment of a molded plug, in accordance with the present invention.  
 FIG. 4 is a side view of a first embodiment of a molded plug, in accordance with the present invention.  
 FIG. 5 is a corresponding side view of a first embodiment of a molded plug, in accordance with the present invention.  
 FIG. 6 is a frontal view of a first embodiment of a molded plug, in accordance with the present invention.  
 FIG. 7 is a rear view of a first embodiment of a molded plug, in accordance with the present invention.  
 FIG. 8 is a perspective view of a second embodiment of a molded plug, in accordance with the present invention.  
 FIG. 9 is a plan view of a second embodiment of a molded plug, in accordance with the present invention.  
 FIG. 10 is an underside view of a second embodiment of a molded plug, in accordance with the present invention.  
 FIG. 11 is a side view of a second embodiment of a molded plug, in accordance with the present invention.  
 FIG. 12 is a corresponding side view of a second embodiment of a molded plug, in accordance with the present invention.  
 FIG. 13 is a front view of a second embodiment of a molded plug, in accordance with the present invention; and,  
 FIG. 14 is a rear view of a second embodiment of a molded plug, in accordance with the present invention.

1 Claim, 4 Drawing Sheets



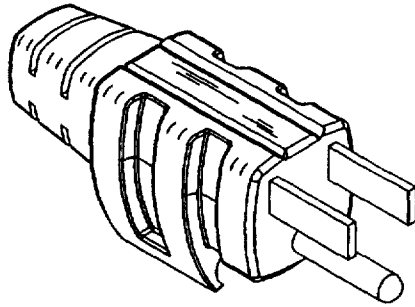
© 2001 MONSTER CABLE PRODUCTS, INC.

U.S. Patent

Aug. 28, 2001

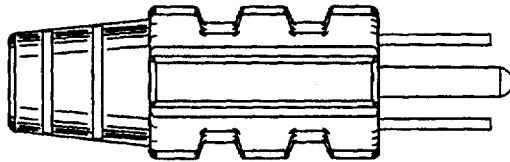
Sheet 1 of 4

Des. 447,118S



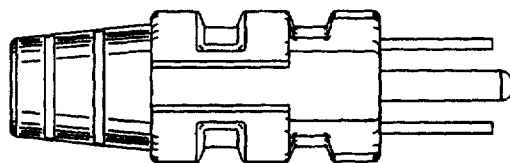
© 2001 MONSTER CABLE PRODUCTS, INC.

FIG. 1



© 2001 MONSTER CABLE PRODUCTS, INC.

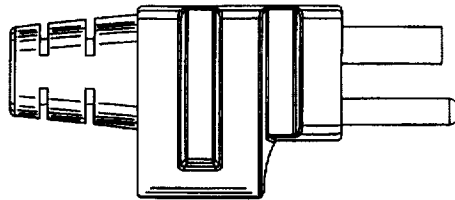
FIG. 2



© 2001 MONSTER CABLE PRODUCTS, INC.

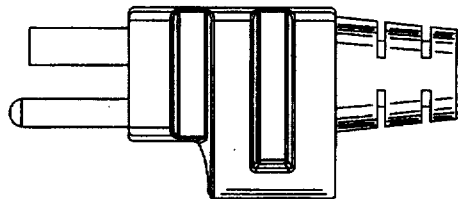
FIG. 3





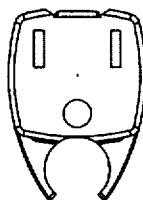
© 2001 MONSTER CABLE PRODUCTS, INC.

FIG. 4



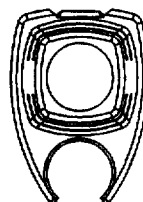
© 2001 MONSTER CABLE PRODUCTS, INC.

FIG. 5



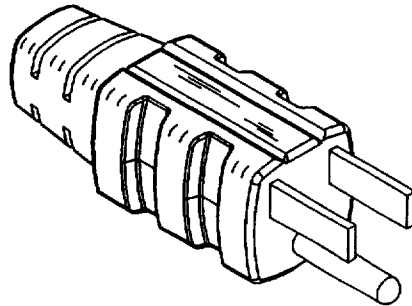
© 2001 MONSTER CABLE PRODUCTS, INC.

FIG. 6



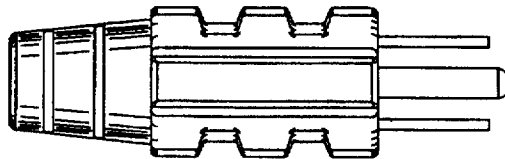
© 2001 MONSTER CABLE PRODUCTS, INC.

FIG. 7



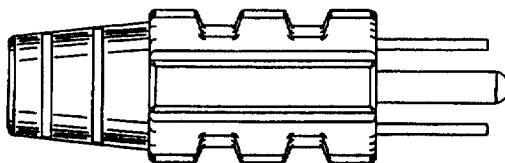
© 2001 MONSTER CABLE PRODUCTS, INC.

FIG. 8




© 2001 MONSTER CABLE PRODUCTS, INC.

FIG. 9



© 2001 MONSTER CABLE PRODUCTS, INC.

FIG. 10



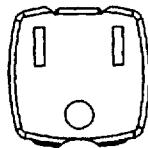
© 2001 MONSTER CABLE PRODUCTS, INC.

FIG. 11



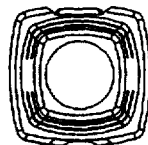
© 2001 MONSTER CABLE PRODUCTS, INC.

FIG. 12



© 2001 MONSTER CABLE PRODUCTS, INC.

FIG. 13



© 2001 MONSTER CABLE PRODUCTS, INC.

FIG. 14