



US00D528295S

(12) **United States Design Patent**  
**Harvey**

(10) **Patent No.:** **US D528,295 S**

(45) **Date of Patent:** **\*\* Sep. 19, 2006**

(54) **WALLET**

4,365,658 A 12/1982 Stevens  
5,478,154 A 12/1995 Pappas et al.  
D430,971 S 9/2000 Harveys et al.

(75) Inventor: **Dana Harvey**, Santa Ana, CA (US)

(73) Assignee: **Harveys Industries, Inc.**, Santa Ana, CA (US)

(\*\*) Term: **14 Years**

(21) Appl. No.: **29/233,365**

(22) Filed: **Jun. 30, 2005**

(51) **LOC (8) Cl.** ..... **03-01**

(52) **U.S. Cl.** ..... **D3/252**

(58) **Field of Classification Search** ..... D3/263,  
D3/265, 266, 245, 246, 252, 303, 232, 247-249;  
150/100, 110, 127, 129, 131, 132

See application file for complete search history.

(56) **References Cited**

**U.S. PATENT DOCUMENTS**

269,802 A	12/1882	Loeb	
D105,021 S	* 6/1937	Landis	D3/243
2,121,154 A	* 6/1938	Landis	150/127
2,256,645 A	9/1941	Kuhlman	
D132,543 S	* 5/1942	Seltzer	D3/245
D133,454 S	8/1942	Tashman	
D142,482 S	* 10/1945	Kaphan	D3/245
D227,945 S	7/1973	Hirtz	

**OTHER PUBLICATIONS**

2004 Catalogue showing bags offered for sale by Assignee.

\* cited by examiner

*Primary Examiner*—Louis S. Zarfes

*Assistant Examiner*—Kathleen Sims

(74) *Attorney, Agent, or Firm*—Knobbe, Martens, Olson & Bear, LLP

(57) **CLAIM**

The ornamental design for a wallet, as shown and described.

**DESCRIPTION**

FIG. 1 is a front perspective view of the wallet of the present invention;

FIG. 2 is a rear elevational view thereof, the front elevational view being a mirror image thereof;

FIG. 3 is a top plan view thereof;

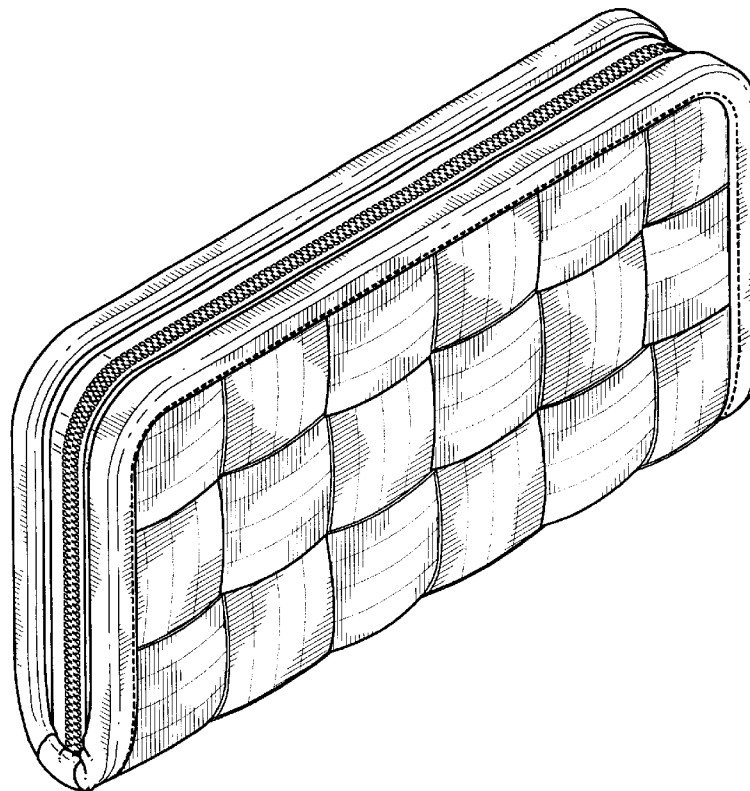
FIG. 4 is a bottom plan view thereof;

FIG. 5 is a left side elevational view thereof; and,

FIG. 6 is a right side elevational view thereof.

The broken lines shown in FIGS. 1 and 2 represent conventional stitching.

**1 Claim, 4 Drawing Sheets**



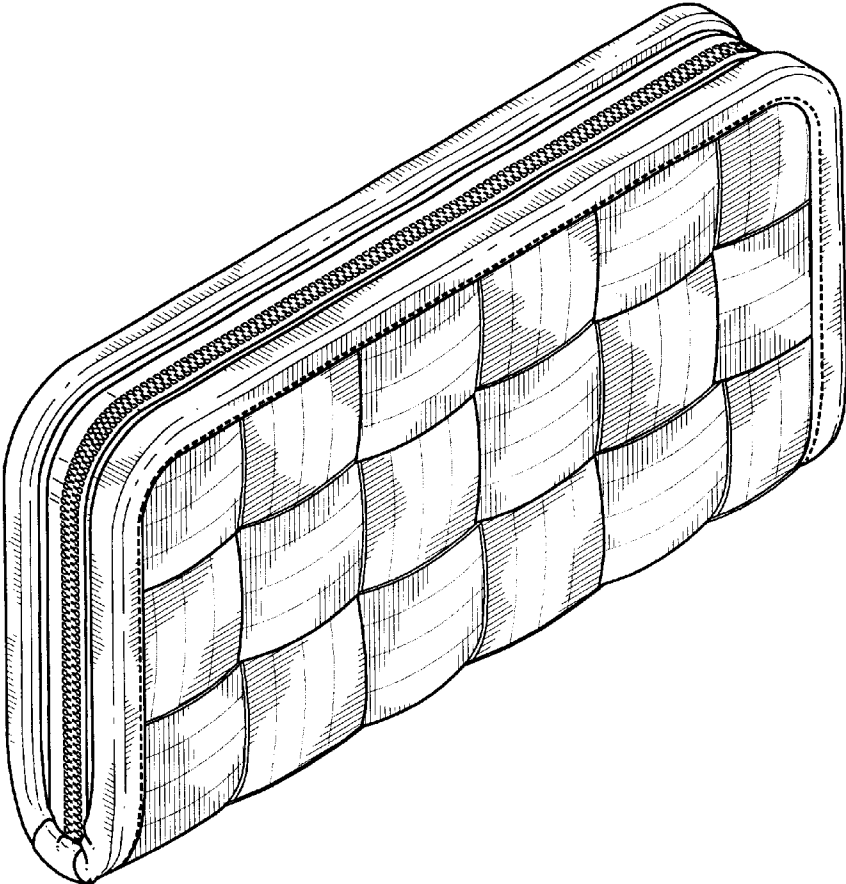


FIG. 1

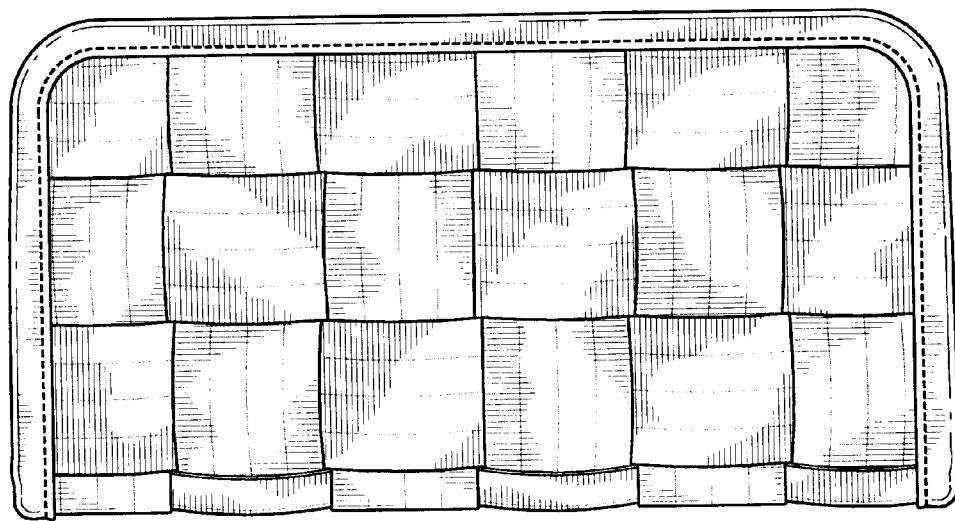


FIG. 2

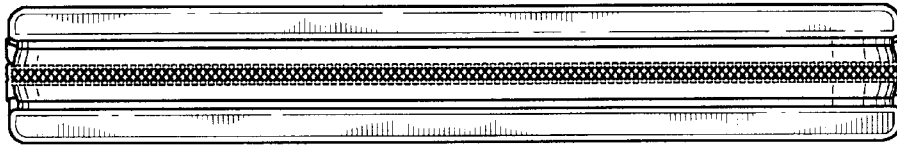


FIG. 3

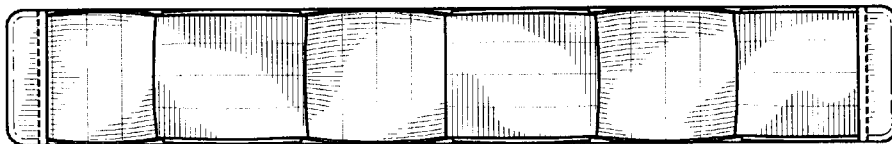


FIG. 4

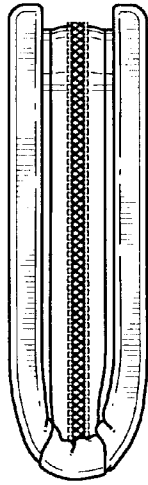


FIG. 5




FIG. 6