



US00D912287S

(12) **United States Design Patent** (10) **Patent No.:** **US D912,287 S**  
**Kang et al.** (45) **Date of Patent:** **\*\* Mar. 2, 2021**

(54) **REAR COMBINATION LAMP FOR VEHICLES**  
(71) Applicants: **HYUNDAI MOTOR COMPANY**, Seoul (KR); **KIA MOTORS CORPORATION**, Seoul (KR)  
(72) Inventors: **Deuk-Heon Kang**, Hwaseong-si (KR); **Ji-Won Yun**, Seoul (KR)  
(73) Assignees: **Hyundai Motor Company**, Seoul (KR); **Kia Motors Corporation**, Seoul (KR)  
(\*\*) Term: **15 Years**  
(21) Appl. No.: **35/508,238**  
(22) Filed: **Jun. 14, 2019**

(80) **Hague Agreement Data**  
Int. Filing Date: **Jun. 14, 2019**  
Int. Reg. No.: **DM/205122**  
Int. Reg. Date: **Jun. 14, 2019**  
Int. Reg. Pub. Date: **Dec. 27, 2019**

(30) **Foreign Application Priority Data**  
Dec. 17, 2018 (KR) ..... 30-2018-0059594  
(51) **LOC (13) Cl.** ..... **26-06**  
(52) **U.S. Cl.**  
USPC ..... **D26/28**  
(58) **Field of Classification Search**  
USPC ..... D26/28, 29, 34-36  
CPC .. F21S 41/00; F21S 41/20; F21S 41/30; F21S 43/14; F21S 43/15; F21S 43/20; B60Q 1/30; B60Q 1/2607; B60Q 1/2619; B60Q 1/2696; B62J 6/04  
See application file for complete search history.

(56) **References Cited**  
U.S. PATENT DOCUMENTS  
D606,214 S \* 12/2009 Lamm ..... D26/28  
D675,353 S \* 1/2013 Kazama ..... D26/28

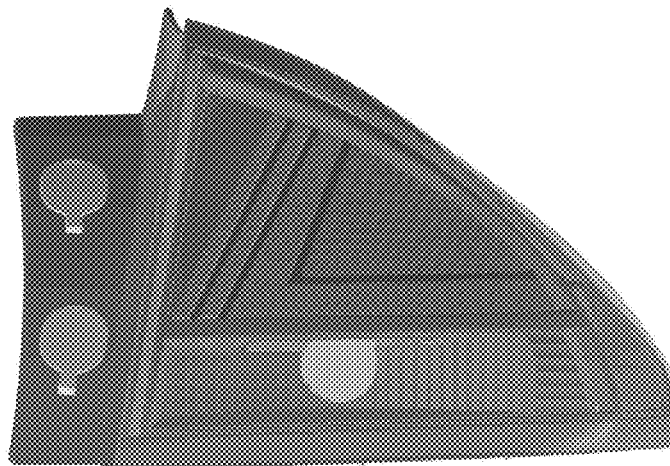
D705,960 S \* 5/2014 Kim ..... D26/28  
D714,986 S \* 10/2014 Moon ..... D26/28  
D728,136 S \* 4/2015 Ha ..... D26/28  
D756,002 S \* 5/2016 Tsuchie ..... D26/28  
D767,178 S \* 9/2016 Liu ..... D26/28  
D785,831 S \* 5/2017 Park ..... D26/28  
D818,161 S \* 5/2018 Ha ..... D26/28  
D824,057 S \* 7/2018 Kang ..... D26/28  
D894,445 S \* 8/2020 Allmendinger ..... D26/28  
D895,865 S \* 9/2020 Cha ..... D26/28  
D897,008 S \* 9/2020 Kim ..... D26/28

\* cited by examiner  
*Primary Examiner* — Kevin K Rudzinski  
*Assistant Examiner* — Richard Kearney  
(74) *Attorney, Agent, or Firm* — Mintz Levin Cohn Ferris Glovsky and Popeo, P.C.; Peter F. Corless; Carolina E. Sève


(57) **CLAIM**  
The ornamental design for a rear combination lamp for vehicles, as shown and described.

**DESCRIPTION**  
1. Rear combination lamp for vehicles  
1.1 : Perspective  
1.2 : Front  
1.3 : Back  
1.4 : Left  
1.5 : Right  
1.6 : Top  
1.7 : Bottom  
Reproduction 1.1 is a perspective view of a rear combination lamp for vehicles showing our new design; reproduction 1.2 is a front elevation view thereof; reproduction 1.3 is a rear elevation view thereof; reproduction 1.4 is a left side elevation view thereof; reproduction 1.5 is a right side elevation view thereof; reproduction 1.6 is a top plan view thereof; and reproduction 1.7 is a bottom plan view thereof.

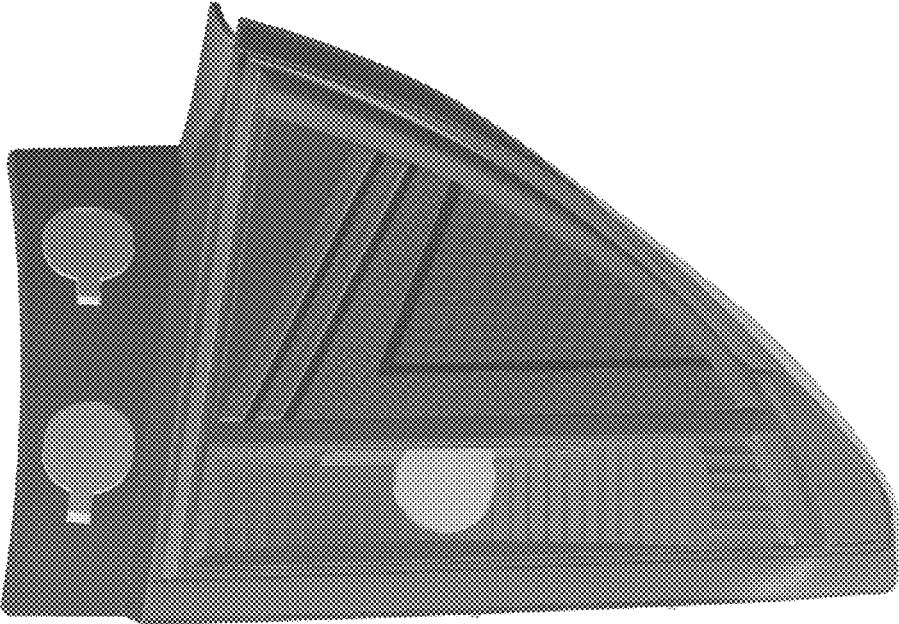
**1 Claim, 7 Drawing Sheets**




1.1



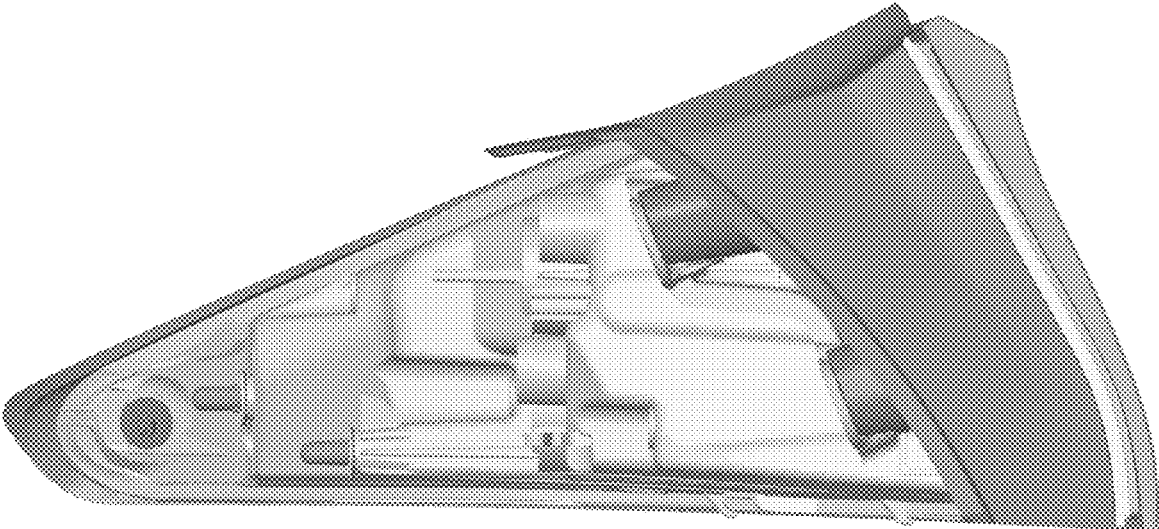
1.2



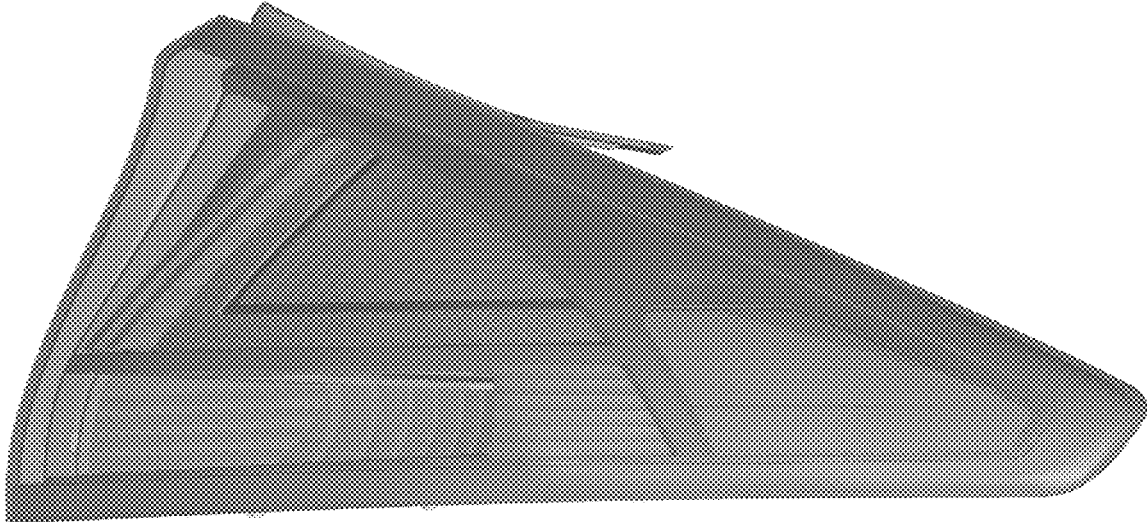
1.3



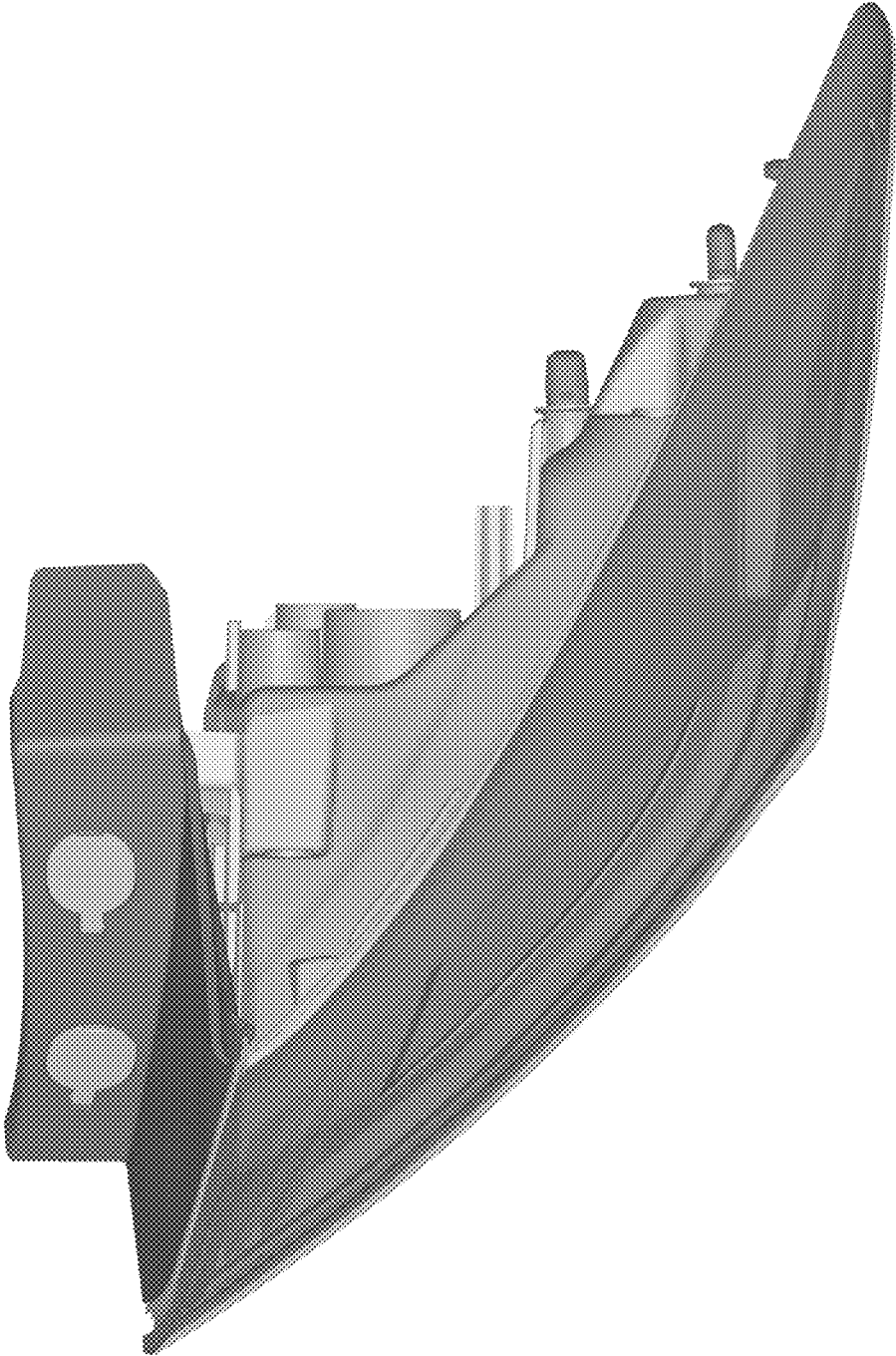
1.4



1.5



1.6



1.7

