



US00D803490S

(12) **United States Design Patent**
Chung

(10) **Patent No.:** **US D803,490 S**

(45) **Date of Patent:** **** Nov. 21, 2017**

(54) **PET TOY**

Primary Examiner — Cathy A MacCormac

(71) Applicant: **Wing Yin Chung**, Kwun Tong (HK)

(57) **CLAIM**

(72) Inventor: **Wing Yin Chung**, Kwun Tong (HK)

The ornamental design for a pet toy, as shown and described.

(**) Term: **15 Years**

DESCRIPTION

(21) Appl. No.: **29/536,526**

(22) Filed: **Aug. 17, 2015**

(51) **LOC (10) Cl.** **30-99**

(52) **U.S. Cl.** **D30/160**
USPC

(58) **Field of Classification Search**

USPC D30/160; D24/211-212; D21/406, 481,
D21/567; D4/119, 128
CPC .. A01K 15/024; A01K 15/025; A01K 15/026;
A01K 15/027
See application file for complete search history.

FIG. 1 is a front elevational view of a pet toy showing my new design;

FIG. 2 is a rear elevational view thereof;

FIG. 3 is a left side view thereof;

FIG. 4 is a right side view thereof, shown in an enlarged scale;

FIG. 5 is a top plan view thereof, shown in an enlarged scale;

FIG. 6 is a bottom plan view thereof;

FIG. 7 is a bottom, front and left side perspective view thereof;

FIG. 8 is a bottom, rear and right side perspective view thereof;

FIG. 9 is a bottom, front and left side perspective view with the internal component removed;

FIG. 10 is a bottom, front and right side perspective view with the internal component removed;

FIG. 11 is a top, front, left side perspective view with the internal component removed;

FIG. 12 is a front elevational view of the internal component;

FIG. 13 is a rear elevational view of the internal component;

FIG. 14 is a left side view of the internal component;

FIG. 15 is a right side view of the internal component;

FIG. 16 is a top plan view of the internal component;

FIG. 17 is a bottom plan view of the internal component;

FIG. 18 is a bottom, front and left side perspective view of the internal component; and,

FIG. 19 is a bottom, rear and right side perspective view of the internal component.

The broken lines depict environmental subject matter and form no part of the claimed design.

(56) **References Cited**

U.S. PATENT DOCUMENTS

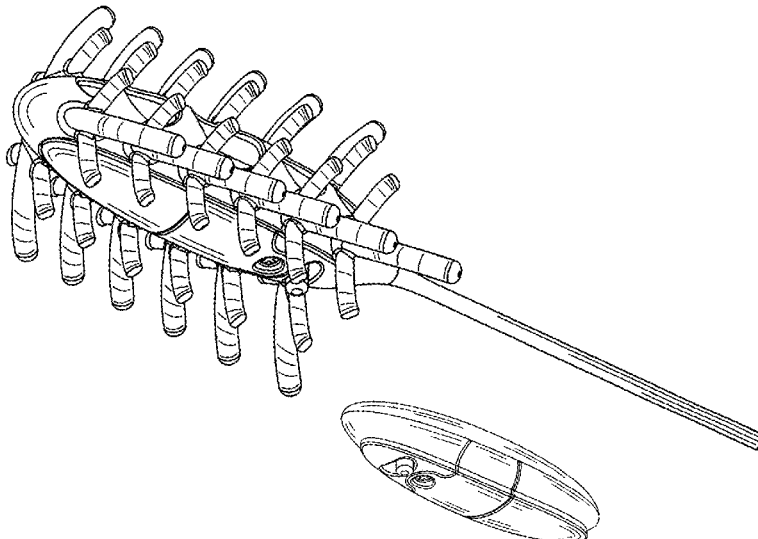
745,806 A * 12/1903 Erb, Jr. A01K 15/025
119/707
2,106,083 A * 1/1938 Chappell F24F 11/02
236/44 C
D154,739 S * 8/1949 Bersudsky D21/576
3,144,498 A * 8/1964 Alpert G01J 3/06
250/347
5,045,014 A * 9/1991 Harkins G09F 19/02
D30/160
D331,517 S * 12/1992 Warner D30/160
5,237,961 A * 8/1993 Sarullo A01K 15/026
119/709

(Continued)

OTHER PUBLICATIONS

<http://www.whygosh.com/260-motomouse-orange>; Motomouse cat toy; Copyright 2016.*

1 Claim, 14 Drawing Sheets



(56)

References Cited

U.S. PATENT DOCUMENTS

5,263,436 A * 11/1993 Axelrod A01K 15/026
119/710
D350,851 S * 9/1994 Spence, Jr. D24/200
D367,300 S * 2/1996 Walker D21/650
5,657,721 A * 8/1997 Mayfield A01K 15/025
119/707
D411,042 S * 6/1999 Willinger D30/160
6,474,268 B1 * 11/2002 Suchowski A01K 15/026
119/707
D473,683 S * 4/2003 Willinger A01K 15/026
D30/160
7,017,222 B2 * 3/2006 Dunn A46B 5/0095
D4/106
D550,460 S * 9/2007 Dunn D4/128
D583,519 S * 12/2008 Roberts D32/29.1
7,490,579 B2 * 2/2009 Axelrod A01K 15/026
119/707

D599,115 S * 9/2009 Berhault A46B 9/021
D4/128
D613,349 S * 4/2010 Metti D24/211
D624,755 S * 10/2010 Luis D4/128
D638,735 S * 5/2011 Conway, Jr. D11/1
D647,703 S * 11/2011 Li D4/128
8,113,149 B2 * 2/2012 Quinn A01K 15/024
119/702
D700,412 S * 2/2014 Loebach D32/29.1
D716,468 S * 10/2014 Kanbar A61H 19/40
D24/215
8,875,663 B2 * 11/2014 Axelrod A01K 15/026
119/710
8,925,494 B2 * 1/2015 Pang A01K 15/026
119/709
8,997,695 B2 * 4/2015 Riding A01K 15/025
119/707

* cited by examiner

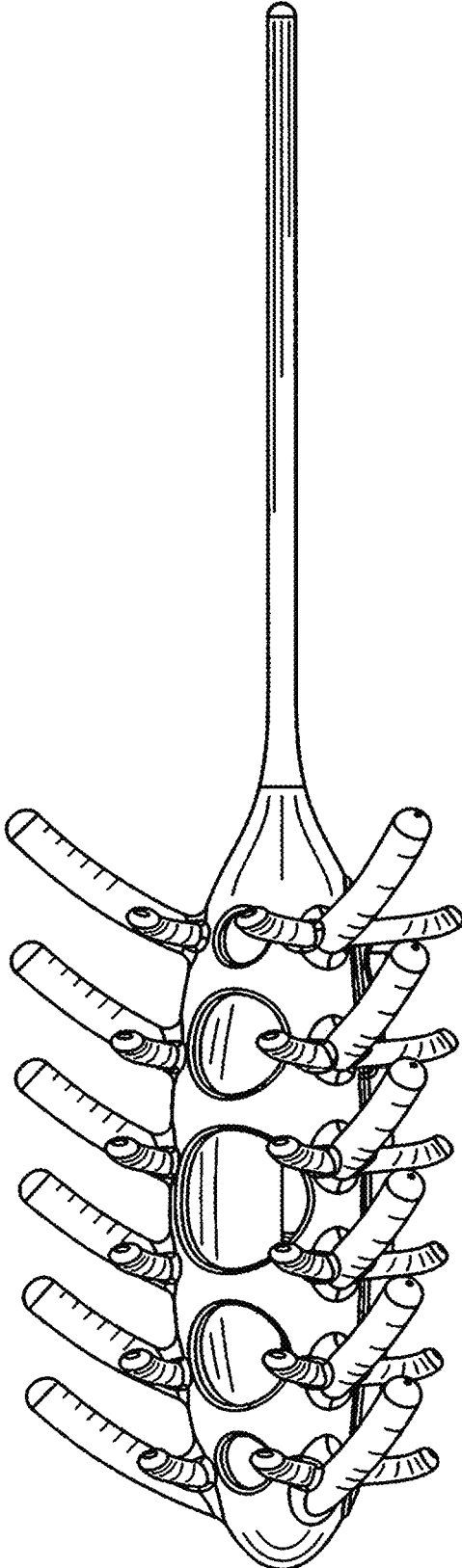


FIG. 1

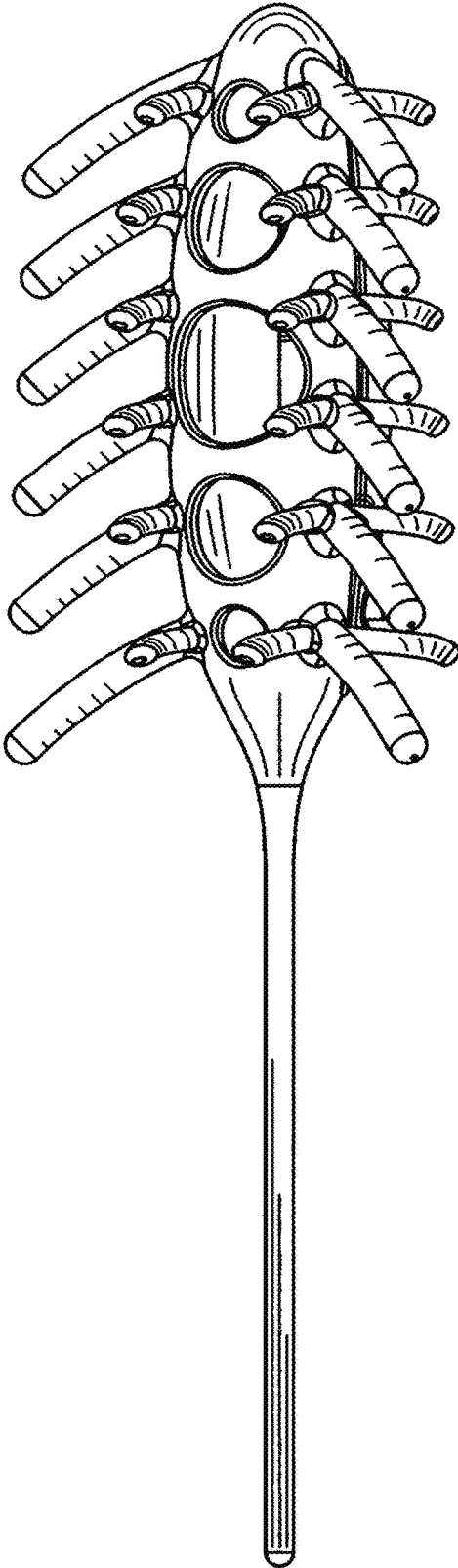


FIG. 2




FIG. 3




FIG. 4

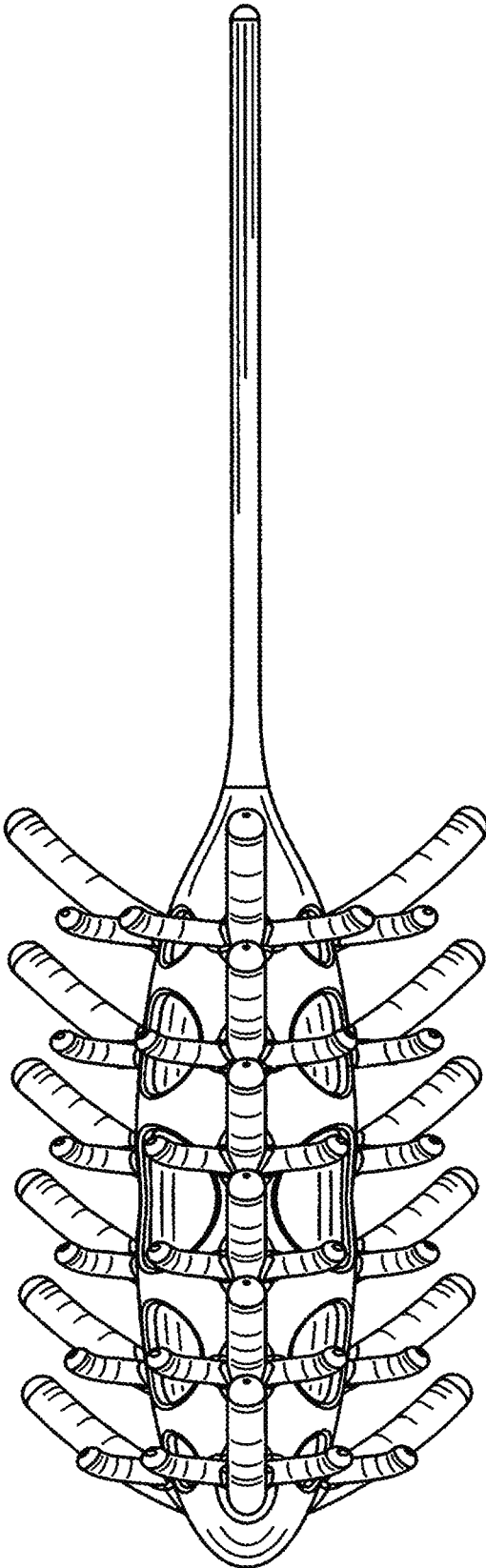


FIG. 5

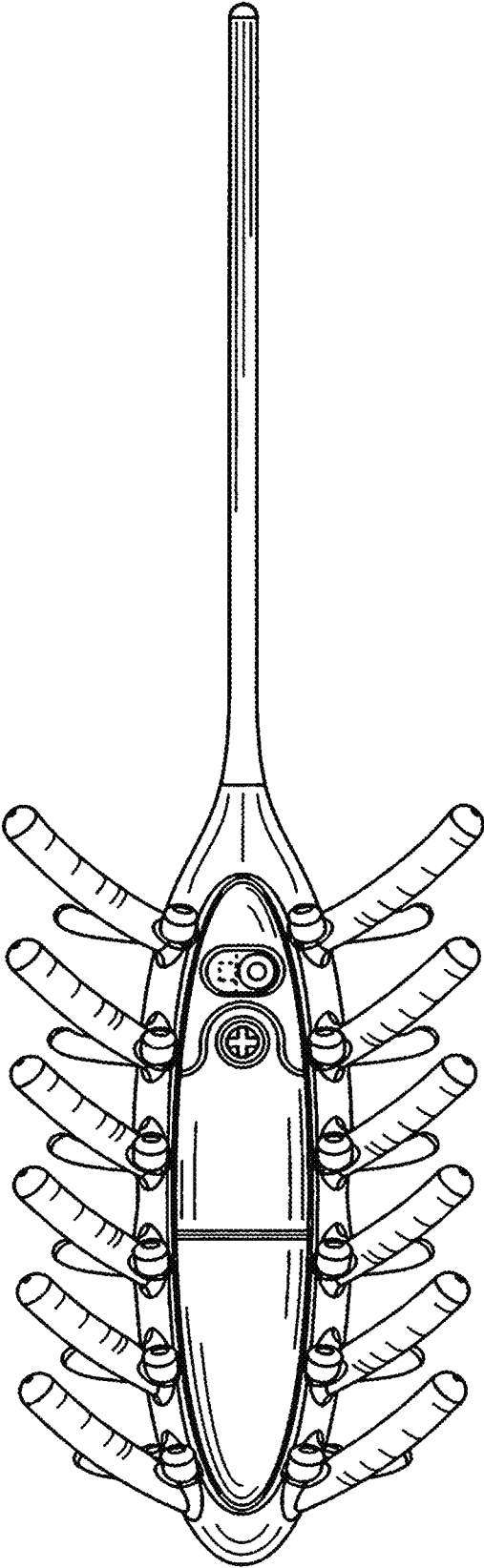


FIG. 6

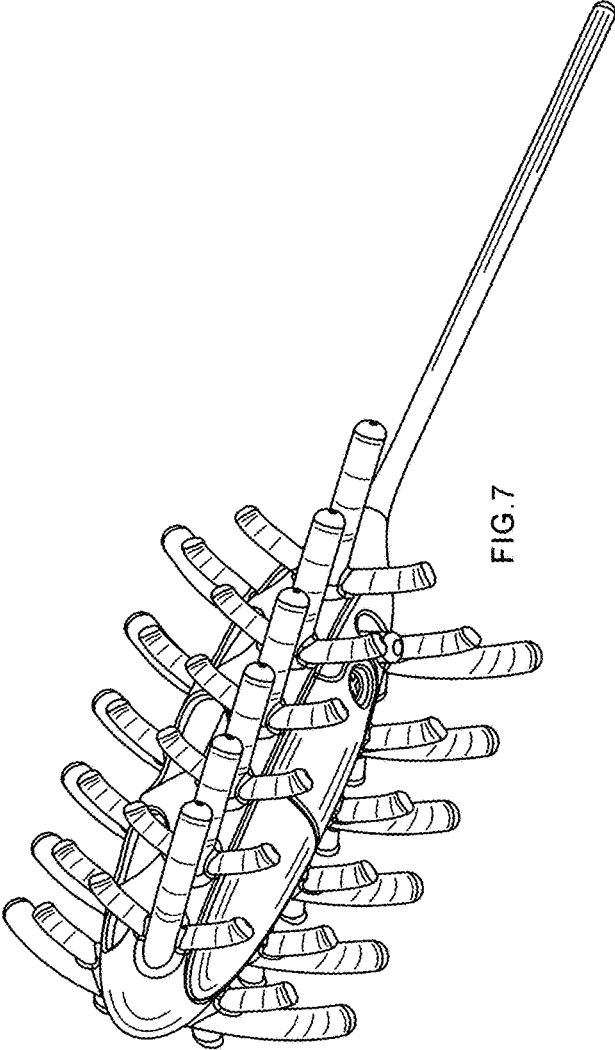


FIG. 7

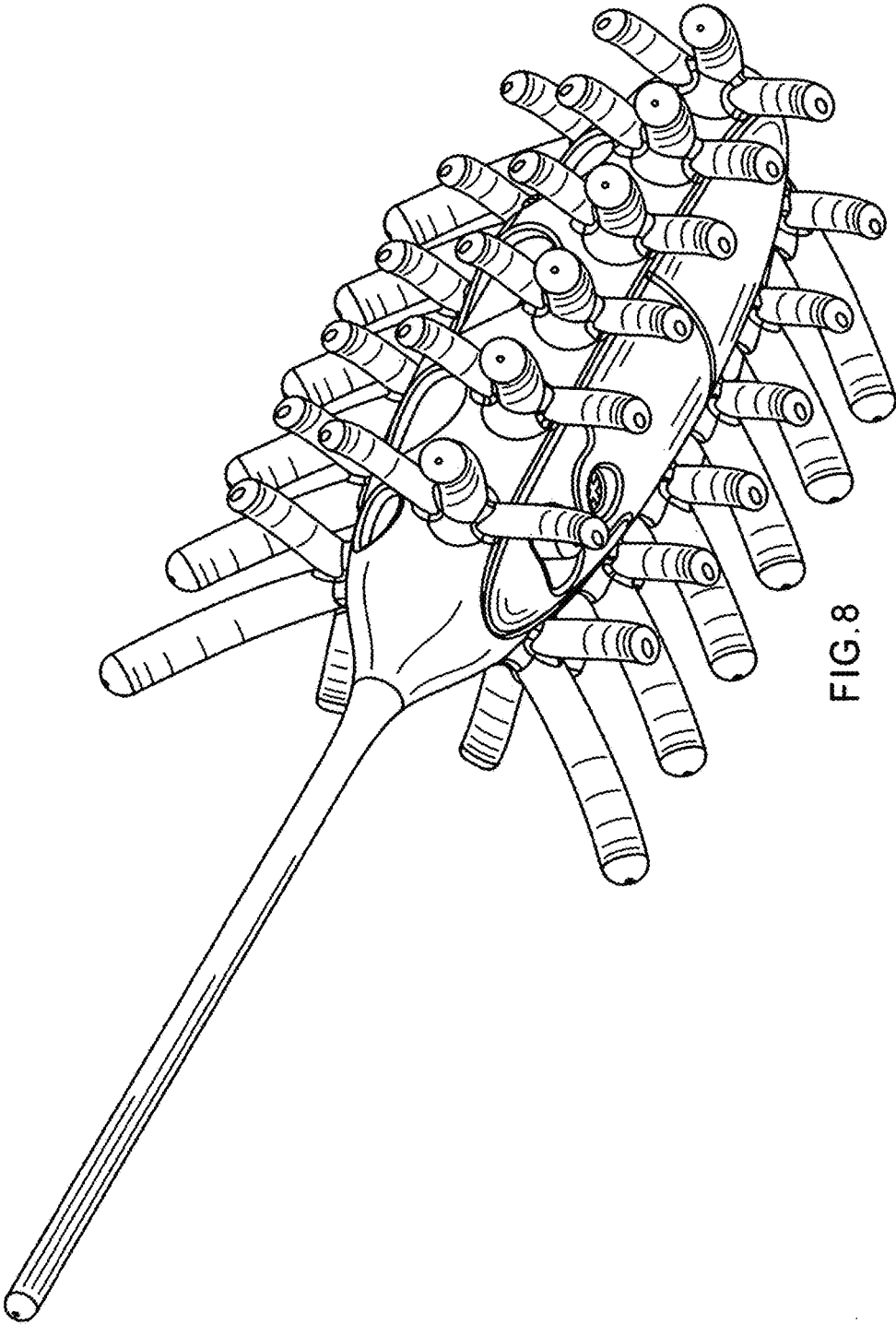


FIG. 8

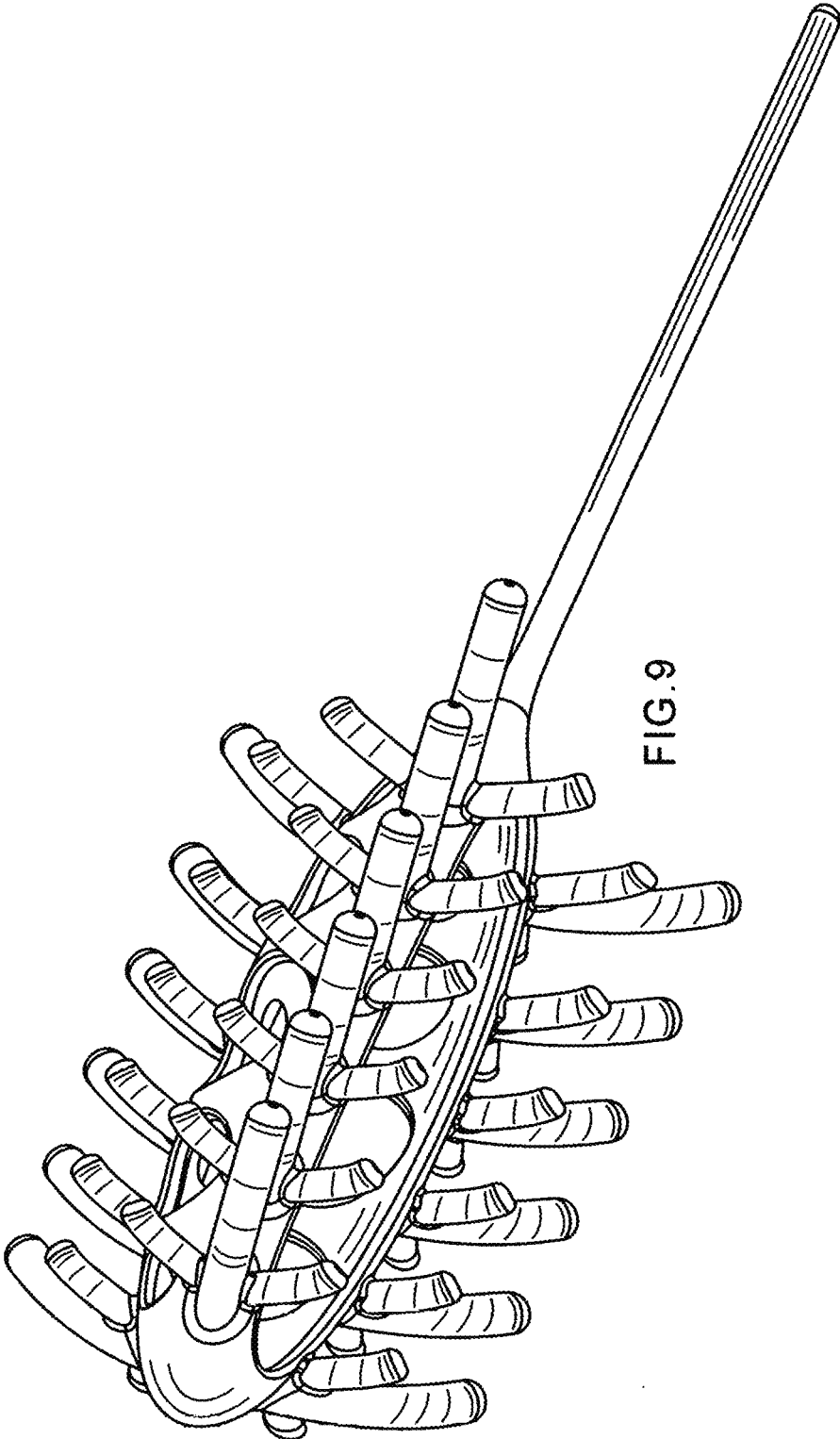


FIG. 9

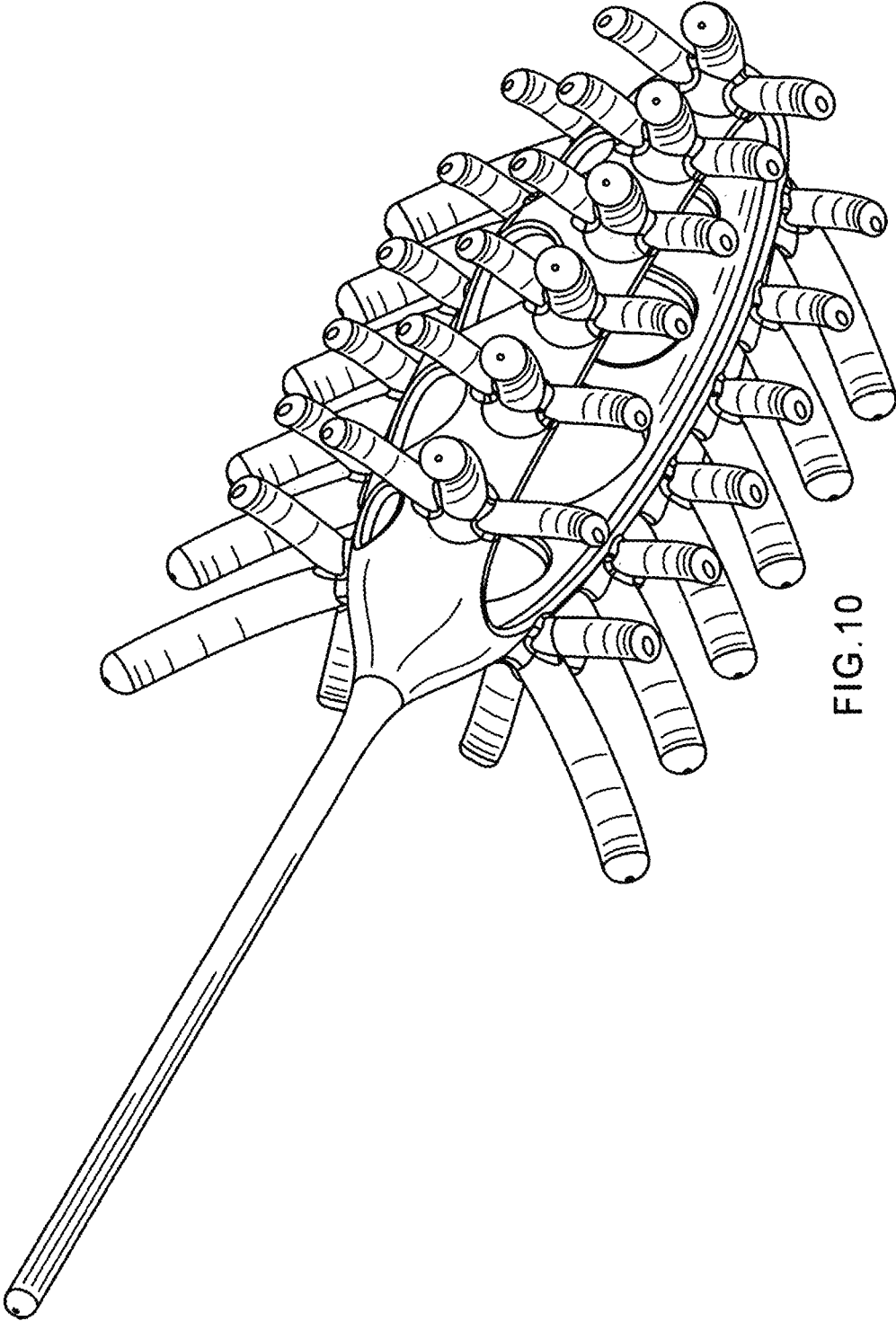


FIG.10

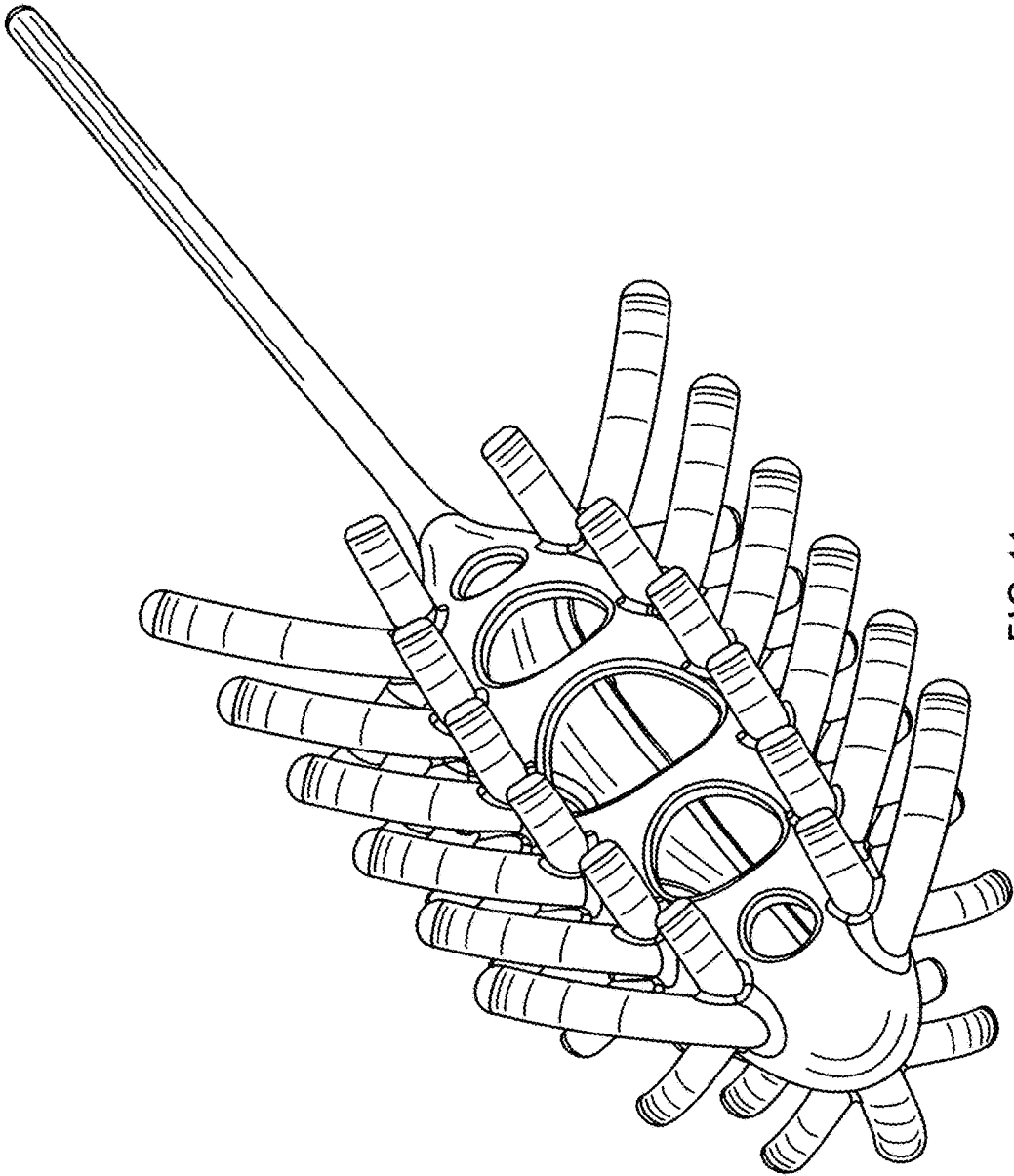


FIG. 11

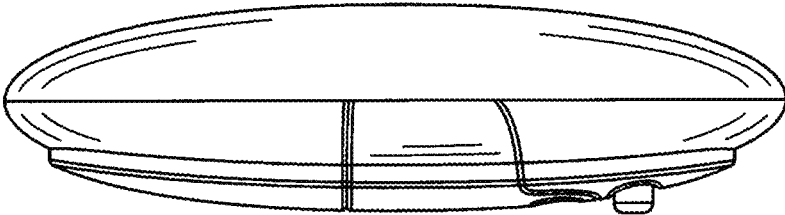


FIG. 12

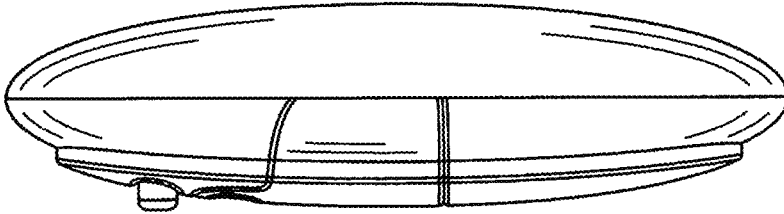


FIG. 13

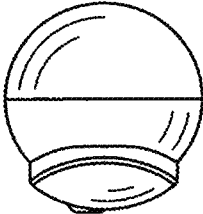


FIG. 14

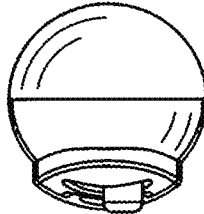


FIG. 15




FIG. 16

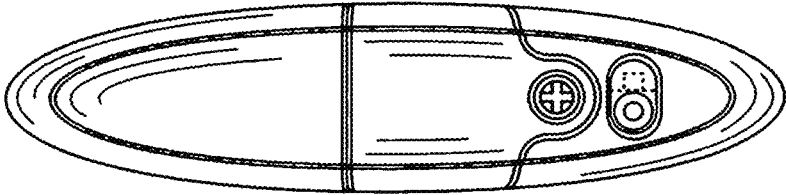


FIG. 17

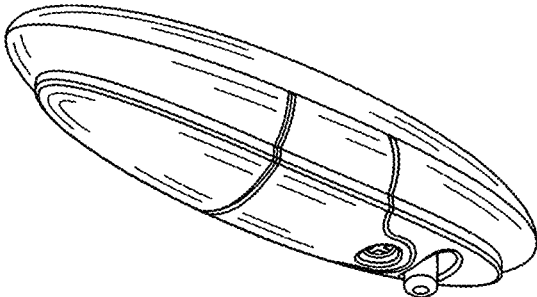


FIG. 18

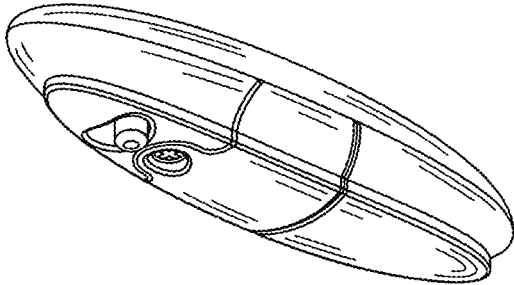


FIG. 19