



US00D845683S

(12) **United States Design Patent**
Pedersen et al.

(10) **Patent No.:** **US D845,683 S**

(45) **Date of Patent:** **** Apr. 16, 2019**

(54) **DISPLAY UNIT**

(71) Applicant: **Target Brands, Inc.**, Minneapolis, MN (US)

(72) Inventors: **Sara L. Pedersen**, Minneapolis, MN (US); **Erin L. Zobel**, Minneapolis, MN (US)

(73) Assignee: **Target Brands, Inc.**, Minneapolis, MN (US)

(**) Term: **15 Years**

(21) Appl. No.: **29/628,308**

(22) Filed: **Dec. 4, 2017**

(51) **LOC (11) Cl.** **06-06**

(52) **U.S. Cl.**
USPC **D6/675**

(58) **Field of Classification Search**
USPC D6/675-675.3, 678.2, 682; D9/414, 432
CPC A47F 3/004; A47F 5/0043; A47F 3/00;
A47B 3/14; A47B 47/04
See application file for complete search history.

(56) **References Cited**

U.S. PATENT DOCUMENTS

D503,570 S *	4/2005	Anderson	D6/349
D555,919 S *	11/2007	Baade	D6/349
D605,434 S *	12/2009	Daino	D6/708
D659,415 S *	5/2012	Soto	D6/355
D694,558 S *	12/2013	Denby	D6/675.1
D764,213 S *	8/2016	Clark	D6/675
D768,417 S *	10/2016	Johnson	D6/687
D792,132 S *	7/2017	Peota	D6/675

D794,983 S *	8/2017	Peota	D6/675.1
D802,347 S *	11/2017	Yoshida	D6/709.21
D810,482 S *	2/2018	Modlin	D6/691
2013/0284075 A1 *	10/2013	Reithler	A47B 17/03 108/91

* cited by examiner

Primary Examiner — Kelley A Donnelly

(74) *Attorney, Agent, or Firm* — Leanne Taveggia Farrell; Westman, Champlin & Koehler, P.A.

(57) **CLAIM**

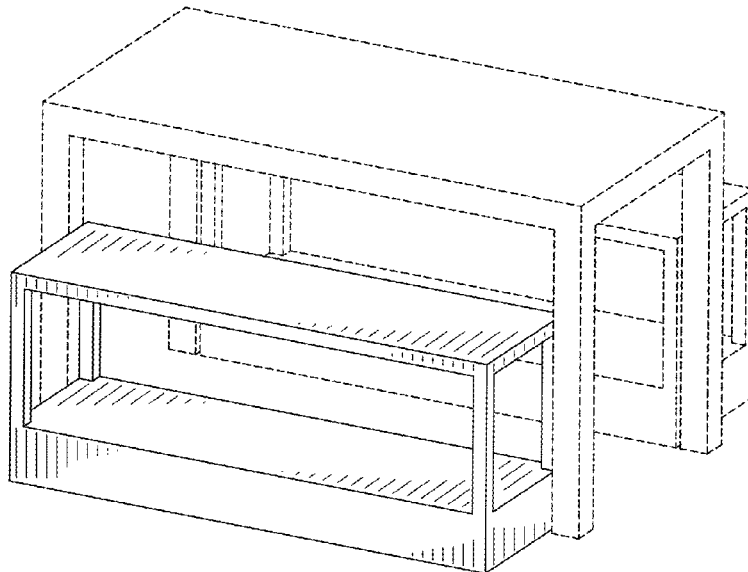
The ornamental design for a display unit, as shown and described.

DESCRIPTION

FIG. 1 is a perspective view of a first embodiment of a display unit showing our new design; FIG. 2 is a front view thereof; FIG. 3 is a back view thereof; FIG. 4 is a right side view thereof; FIG. 5 is a left side view thereof; FIG. 6 is a top view thereof; FIG. 7 is a perspective view of a second embodiment thereof; FIG. 8 is a front view of FIG. 7; FIG. 9 is a back view of FIG. 7; FIG. 10 is a right side view of FIG. 7; FIG. 11 is a left side view of FIG. 7; and, FIG. 12 is a top view of FIG. 7.

The broken lines shown in the drawings are included for purposes of illustrating portions of the display unit and form no part of the claimed design.

1 Claim, 8 Drawing Sheets



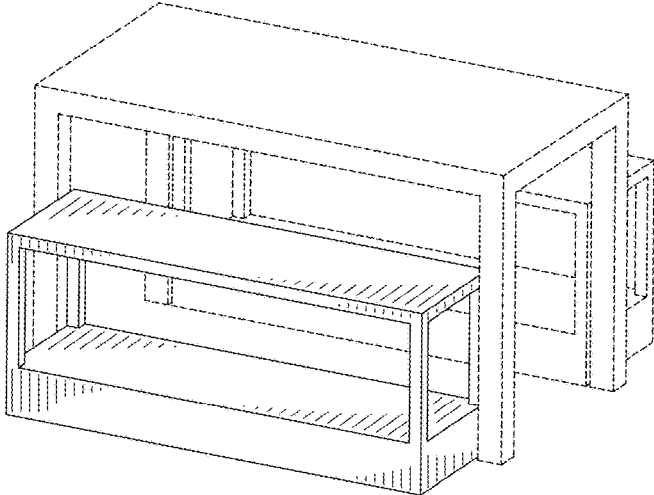


Fig. 1

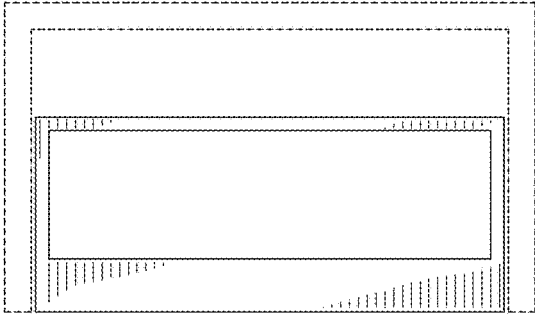


Fig. 2




Fig. 3

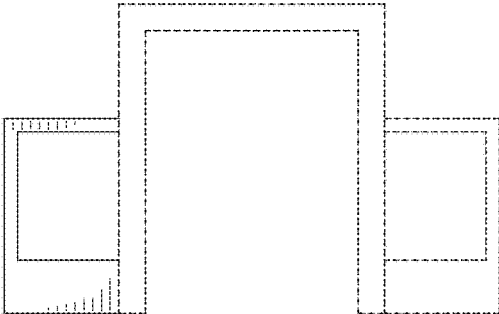


Fig. 4

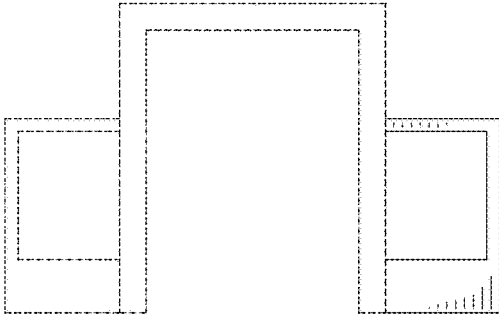


Fig. 5

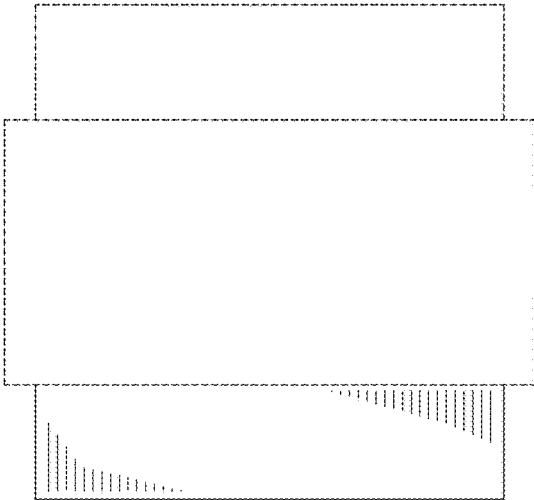


Fig. 6

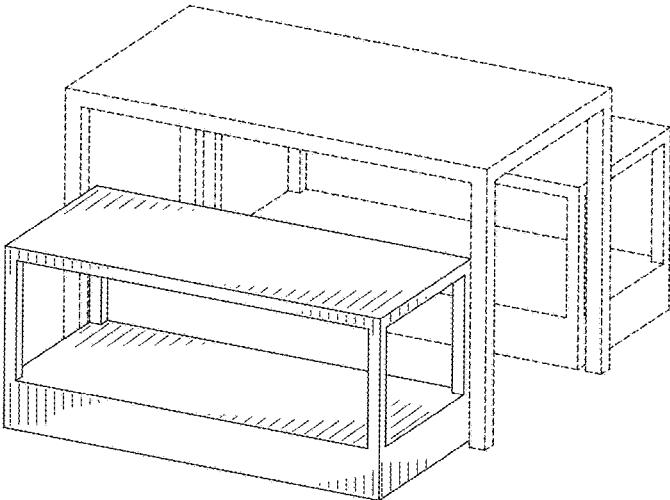


Fig. 7

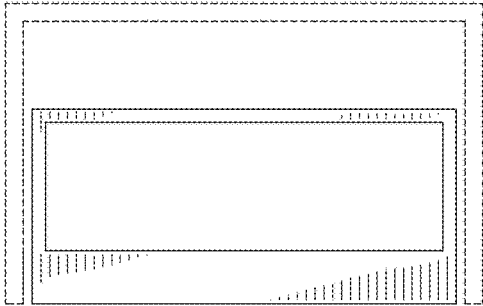


Fig. 8




Fig. 9

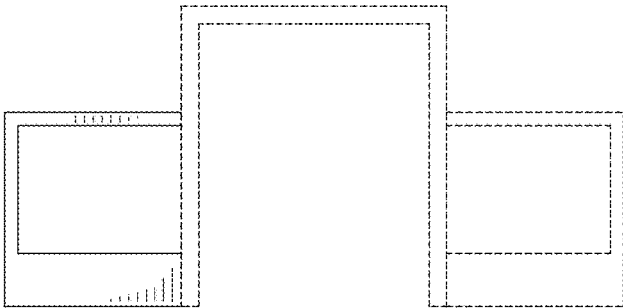


Fig. 10

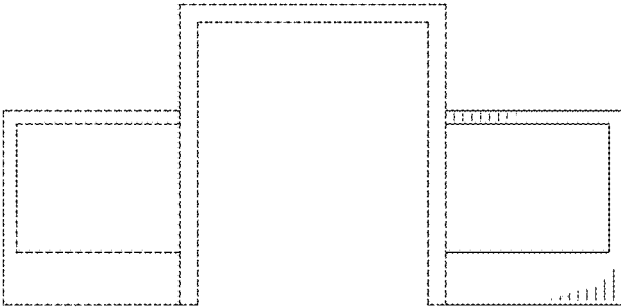


Fig. 11

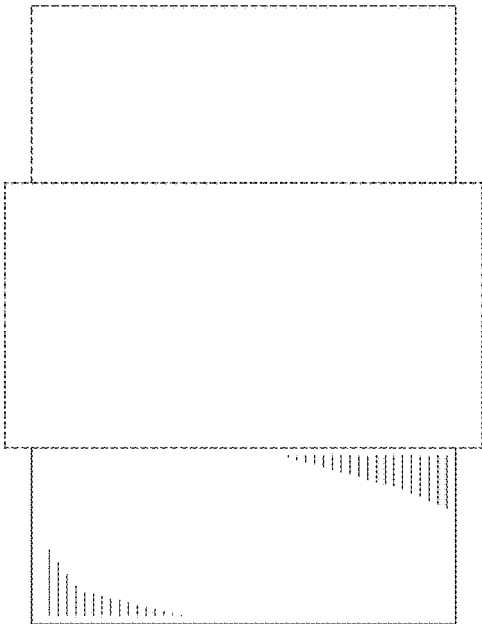


Fig. 12