



US00D779630S

(12) **United States Design Patent**
Wei et al.

(10) **Patent No.:** **US D779,630 S**

(45) **Date of Patent:** **** Feb. 21, 2017**

(54) **TANKLESS RO PURIFIER**

(71) Applicant: **Conopco, Inc.**, Englewood Cliffs, NJ
(US)

(72) Inventors: **Zhang Wei**, Hangzhou (CN); **Chai Wei Hua**, Hangzhou (CN)

(73) Assignee: **CONOPCO, INC.**, Englewood Cliffs, NJ (US)

(**) Term: **15 Years**

(21) Appl. No.: **29/557,318**

(22) Filed: **Mar. 8, 2016**

(30) **Foreign Application Priority Data**

Sep. 11, 2015 (EM) 002770537-0001

(51) **LOC (10) Cl.** **23-01**

(52) **U.S. Cl.**
USPC **D23/207**

(58) **Field of Classification Search**

USPC D23/202, 207, 210, 221, 223, 214, 209
CPC A62C 37/12; A62C 35/68; B65G 64/04;
B65G 1/00; B65D 85/00; B65D
1/00; B65D 88/54; B05B 7/2408; B05B
7/2416; C02F 1/003; C02F 1/283; C02F
9/005; A01K 63/045

See application file for complete search history.

(56) **References Cited**

U.S. PATENT DOCUMENTS

D240,530 S * 7/1976 Kubick D23/202
D385,945 S * 11/1997 Ullmann D23/209
D434,128 S * 11/2000 Huang D23/364
D453,951 S * 2/2002 Kim D23/207
D477,857 S * 7/2003 Kuna D23/209

D482,100 S * 11/2003 Foy D23/207
D503,787 S * 4/2005 Koike D23/364
D548,825 S * 8/2007 Suzuki D23/364
D550,826 S * 9/2007 Murai D23/364
D572,357 S * 7/2008 Murai D23/366
D595,827 S * 7/2009 Satou D23/364
D613,387 S * 4/2010 Satou D23/364
D635,655 S * 4/2011 Chen D23/364
D643,507 S * 8/2011 Lee D23/207
D645,935 S * 9/2011 Kulikov D23/209
D650,474 S * 12/2011 Huang D23/364
D662,577 S * 6/2012 Nakamura D23/364
D678,979 S * 3/2013 Liu D23/207
D682,387 S * 5/2013 Tseng D23/207
D683,839 S * 6/2013 Yamashita D23/364
D684,247 S * 6/2013 Chouji D23/364
D702,825 S * 4/2014 Satou D23/364
D711,500 S * 8/2014 Marchetti D23/209
D720,426 S * 12/2014 Fernandez Cantalejo ... D23/208
D724,177 S * 3/2015 Lee D23/202
D764,014 S * 8/2016 Lin D23/207

(Continued)

Primary Examiner — Robin V Webster

Assistant Examiner — Rachel Voorhies

(74) *Attorney, Agent, or Firm* — Foley & Lardner LLP

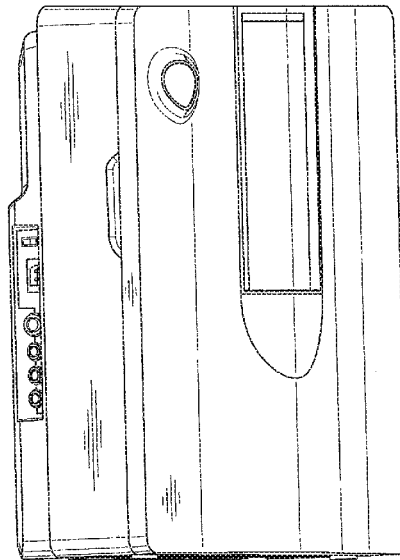
(57) **CLAIM**

The ornamental design for a tankless RO purifier, as shown and described.

DESCRIPTION

FIG. 1 is a front perspective view from top and left side of a tankless RO purifier showing our new design;
FIG. 2 is a front elevational view thereof;
FIG. 3 is a back elevational view thereof;
FIG. 4 is a left side elevational view thereof;
FIG. 5 is a right side elevational view thereof;
FIG. 6 is a top plan view thereof; and,
FIG. 7 is a bottom plan view thereof.

1 Claim, 5 Drawing Sheets



(56)

References Cited

U.S. PATENT DOCUMENTS

D764,020 S * 8/2016 Wei D23/209
D767,711 S * 9/2016 Anumalasetty
D771,769 S * 11/2016 Pin D23/207
2009/0288999 A1 * 11/2009 Lee B01D 61/025
210/128
2016/0325511 A1 * 11/2016 Marini B29C 73/166

* cited by examiner

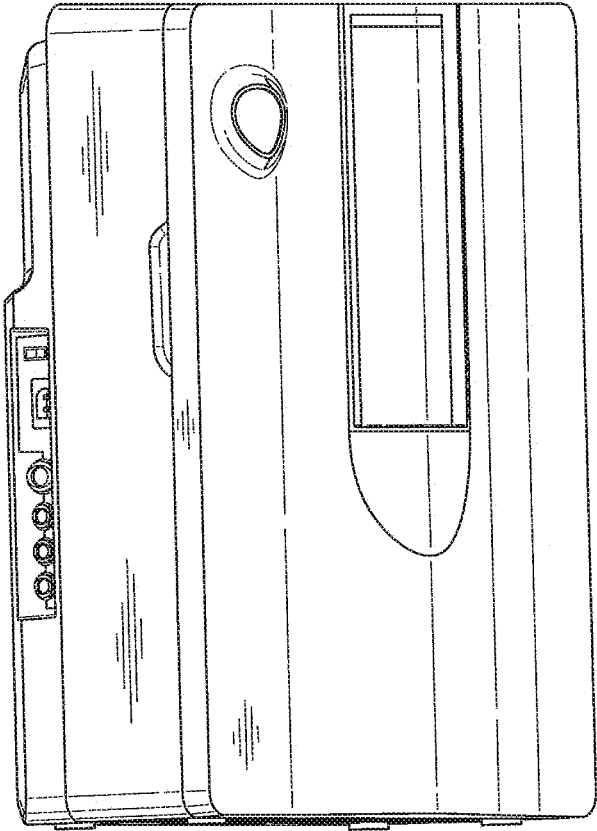


Fig. 1

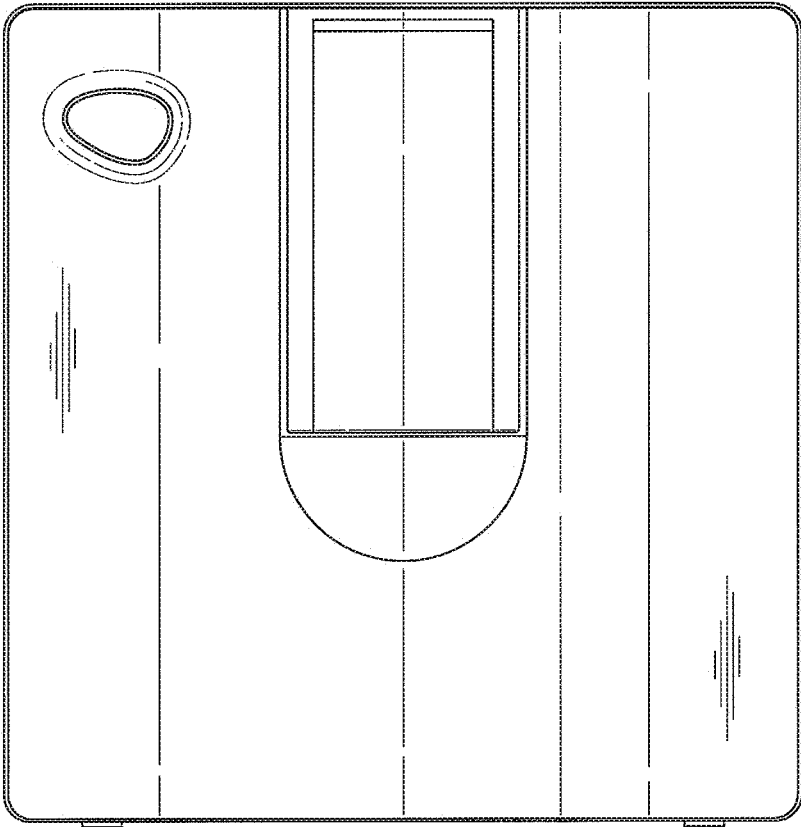


Fig. 2

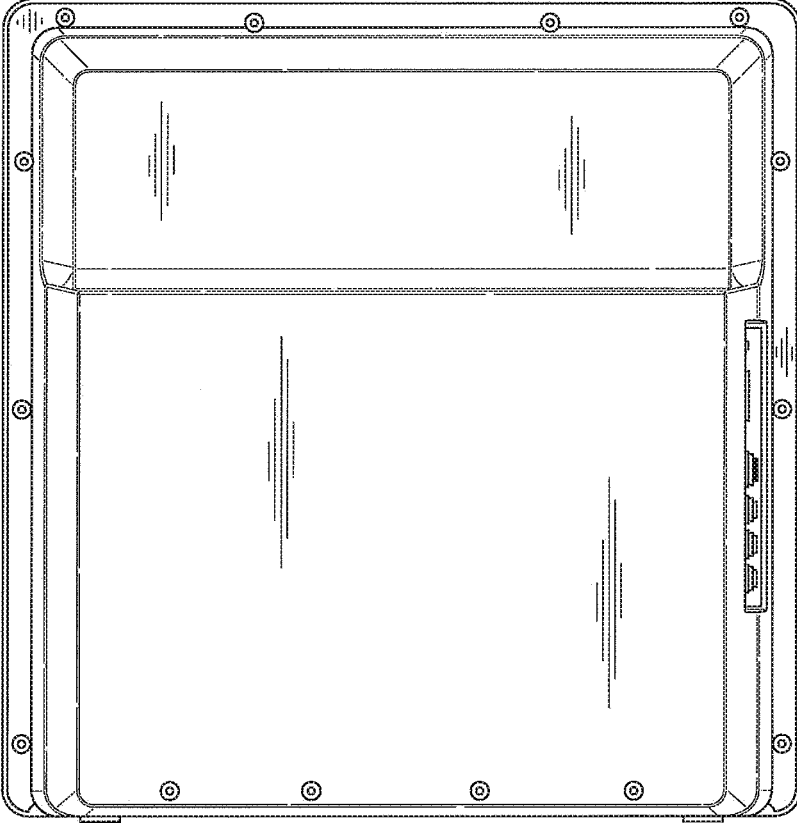


Fig. 3

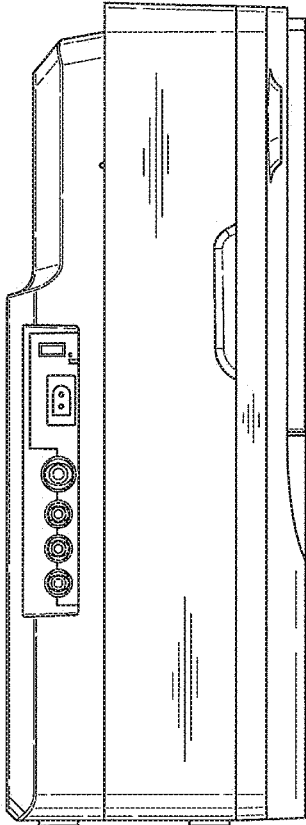


Fig. 4

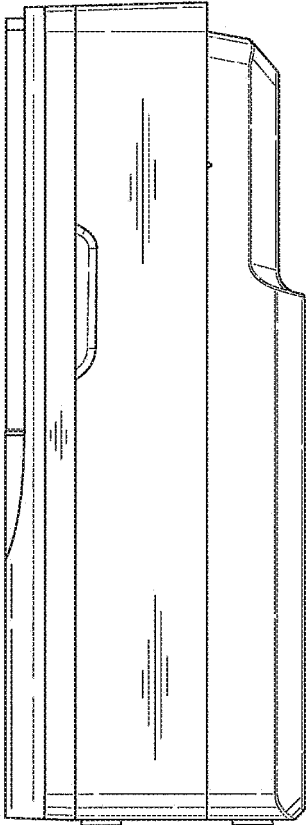


Fig. 5

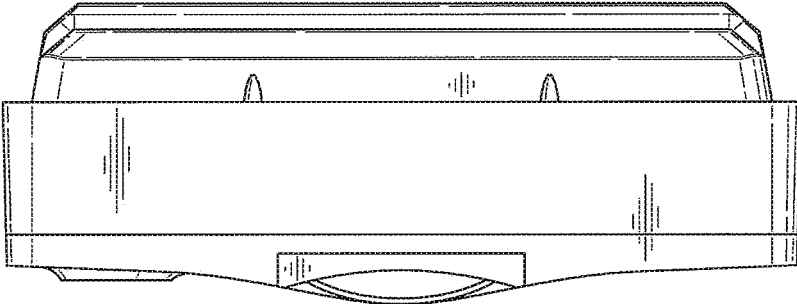


Fig. 6

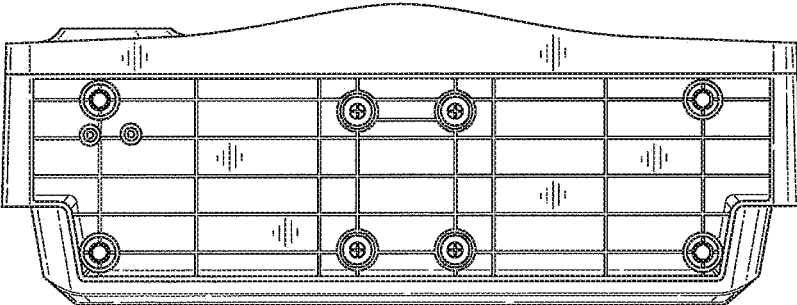


Fig. 7