

J. C. RECKWEG.
GAME APPARATUS.

APPLICATION FILED MAY 2, 1904.

NO MODEL.

Fig. 1.

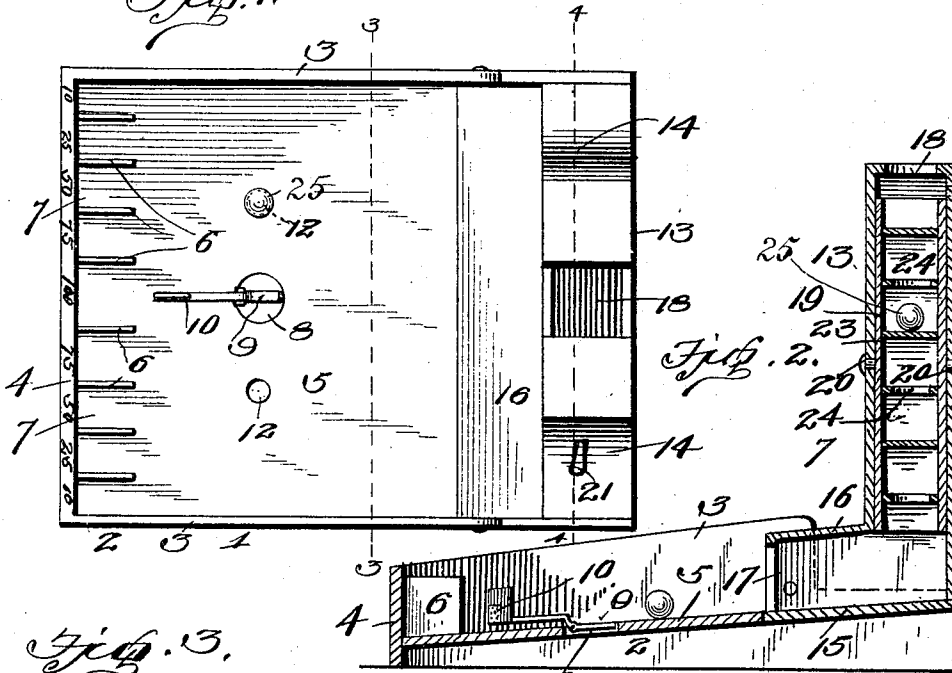


Fig. 2.

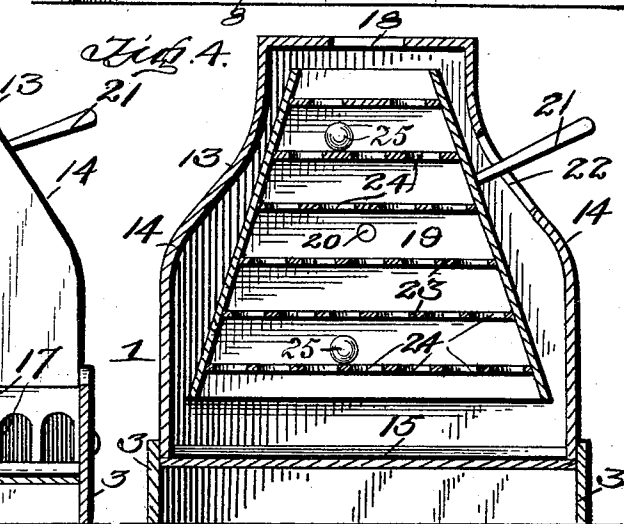


Fig. 3.

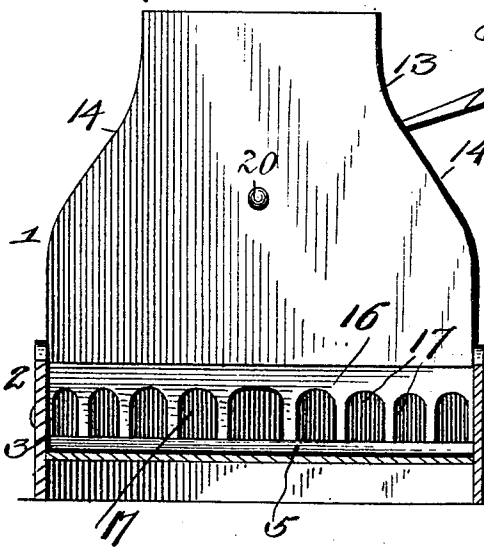


Fig. 4.

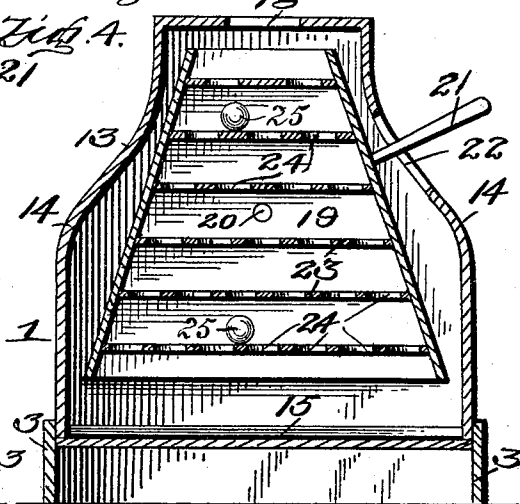



Fig. 5.



Witnesses
E. Hunt
L. O. Hilton

Inventor
John C. Reckweg

By *A. B. Wilson*
Attorney

UNITED STATES PATENT OFFICE.

JOHN C. RECKWEG, OF LOS ANGELES, CALIFORNIA.

GAME APPARATUS.

SPECIFICATION forming part of Letters Patent No. 774,107, dated November 1, 1904.

Application filed May 2, 1904. Serial No. 206,058. (No model.)

To all whom it may concern:

Be it known that I, JOHN C. RECKWEG, a citizen of the United States, residing at Los Angeles, in the county of Los Angeles and State of California, have invented certain new and useful Improvements in Game Apparatus; and I do declare the following to be a full, clear, and exact description of the invention, such as will enable others skilled in the art to which it appertains to make and use the same.

This invention relates to a game board or apparatus.

The object of the invention is to provide a game board or apparatus with which interesting and amusing games may be played.

With this and other objects in view the invention consists of certain novel features of construction, combination, and arrangement of parts, as will be hereinafter more fully described, and particularly pointed out in the appended claims.

In the accompanying drawings, Figure 1 is a top plan view of a game-board embodying the invention. Fig. 2 is a central vertical longitudinal sectional view of the board. Fig. 3 is a vertical transverse sectional view on the line 3 3 of Fig. 1. Fig. 4 is a similar view on the line 4 4 of Fig. 1. Fig. 5 is a side elevation showing the board in folded position.

Referring more particularly to the drawings, 1 denotes the game-board, which consists of a horizontally-disposed frame 2, having vertical sides 3, ends 4, and a bottom 5, which is inclined forwardly from the rear to the front of the machine. Adjacent to the front end 4 of the frame and on the lowest part of the inclined bottom 5 is arranged transversely across the frame a series of vertical partitions 6, forming stalls 7, which vary in width, and on the front end of the frame opposite each stall is placed a number. These numbers may be arranged in any desired manner, but are preferably placed, as shown, with "100" opposite the central stall, the numbers of the stalls at each side of the central stall decreasing in value to the last stalls at each side of the table, which stalls are numbered "10."

In the center of the board is formed an opening 8, in which is pivoted the lower offset end

9 of the stem of a flag or other signal device or emblem 10. The flag 10 is normally adapted to lie in an inclined position parallel with the bottom of the table, and when in this position the offset end 9 of the same below its pivotal connection with the table is adapted to lie across and close the opening 8.

In the bottom of the board at each side of the opening 8 are formed recesses or openings 12.

Pivotaly mounted between the sides of the board at the rear end of the same is an upright frame or casing 13, which may be of any suitable shape, but which is here shown as being narrower at its upper end, the ends 14 being formed in the shape of a compound curve, thus giving to the casing an ornamental appearance.

The lower end of the casing is closed by a forwardly-inclined bottom 15, which projects forwardly beyond the front end of the casing and is covered by a forwardly-projecting step-shaped extension 16 of the casing 13. In the front wall of this extension 16 is formed a series of openings or passages 17, which vary in size, as shown, the larger openings being in the center and the smaller ones being arranged at each side thereof. In the upper end of the casing 13 is formed an inlet-opening 18.

Within the casing 13 is arranged a triangularly-shaped box 19, the upper and lower ends of which are open. The box 19 has secured to its sides centrally-disposed stud shafts or trunnions 20, by which said box is pivotaly mounted in the ends of the casing 13, and to one side of the box is secured a handle 21, which projects through a slot 22 in the adjacent side of the casing and by which said box is rocked in said casing.

Within the box 19 is arranged a series of horizontally-disposed partitions or shelves 23, in each of which are formed a series of openings 24, the openings of one shelf being arranged to come over the spaces between the holes of the adjacent shelves.

In playing a game on this board one or more balls 25 are employed, and they are dropped into the inlet-opening 18 and into the upper open end of the box 19, striking

the partitions or shelves 23, arranged in said box and passing through the openings 24, formed in said box. As the ball drops into the box 19 the handle 21 of the same is grasped and the box is rocked on its pivotal connection with the sides of the casing 13, thereby rolling the ball or balls back and forth across the shelves 23, so that they may drop through any one of the holes in said shelves, thereby changing and rechanging their course any number of times before they reach the bottom shelf, through which they drop onto the inclined bottom 15 of the casing and from thence roll through one of the openings or passages 17 in the front wall of the extension 16 of the casing 13. After passing through the openings 17 the ball or balls roll down the inclined bottom of the board and unless caught in either of the recesses 8 or 12 will roll into one or the other of the stalls 7 at the lower end of the inclined bottom 5. The number of the stall into which the ball rolls counts that many points or scores toward the game. Should a ball be caught in the opening 8, the same will roll onto the offset pivoted end 9 of the stem of the flag 10, thereby overbalancing said stem and flag and raising the same to an upright position, as shown in dotted lines in Fig. 2 of the drawings. The diameter of the opening 8, when the end of the flag-stem is turned down into the same, is slightly less than the diameter of the ball 25, thereby preventing said ball from passing all the way through the bottom of the board, and thus holding the flag in an upright position. When caught by this opening, the ball may count a certain number of points toward game. When the ball is caught by either of the recesses 12, it may count certain points toward game or it may reduce the score, as will be decided by the players or stated in the rules governing the game.

When not in use, the parts of the board may be folded together, as shown in Fig. 5 of the drawings.

From the foregoing description, taken in connection with the accompanying drawings, the construction and operation of the invention will be readily understood without requiring a more extended explanation.

Various changes in the form, proportion, and the minor details of construction may be resorted to without departing from the principle or sacrificing any of the advantages of this invention.

Having thus described my invention, what I claim as new, and desire to secure by Letters Patent, is—

1. A game apparatus comprising a horizontally-disposed frame having an inclined bottom forming a game-board, an upright frame or casing arranged at the upper end of said inclined bottom and having discharge-passages at the bottom of the front end thereof and an inlet-opening in its upper side, a box pivotally mounted in said upright casing and having apertured partitions to permit the passage of a game-piece through the same, and means to rock said pivoted box, substantially as described.

2. A game apparatus comprising a horizontally-disposed frame having vertical sides and an inclined bottom, the latter forming a game-board, a frame or casing having one end pivotally connected to the sides of the frame at a point above the upper end of the game-board, said frame or casing having discharge-openings at its lower front side and an opening in its upper side, a box pivotally mounted in said casing and having apertured partitions to permit the passage of a game-piece therethrough, and means to rock said pivoted box.

3. A game apparatus comprising a game-board, an upright frame or casing having an opening in its upper side and discharge-openings at its lower side to direct an object through the casing and to the game-board, a box pivotally mounted in the upright casing and having apertured partitions to permit the passage of the object or game-piece therethrough, and means to rock said pivoted box, substantially as described.

In testimony whereof I have hereunto set my hand in presence of two subscribing witnesses.

JOHN C. RECKWEG.

Witnesses:

O. P. CONAWAY,
G. HAVEN BISHOP.