



US00D339485S

# United States Patent [19]

[11] Patent Number: Des. 339,485

James

[45] Date of Patent: \*\* Sep. 21, 1993

[54] SHELF UNIT

[57] CLAIM

[76] Inventor: Michael S. James, 3600 Park Avenue, Suite 1901, Montreal, Quebec, Canada, H2X 3R2

The ornamental design for a shelf unit, as shown and described.

[\*\*] Term: 14 Years

### DESCRIPTION

[21] Appl. No.: 543,059

FIG. 1 is a perspective view of the shelf unit showing my new design;

[22] Filed: Jun. 25, 1990

FIG. 2 is a front elevational view thereof;

[52] U.S. Cl. .... D6/461

FIG. 3 is a rear elevational view thereof;

[58] Field of Search ..... D6/449-479;

FIG. 4 is a side elevational view, the other side being a mirror image thereof;

108/96, 109, 92; 211/13

FIG. 5 is a top plan view thereof;

### [56] References Cited

#### U.S. PATENT DOCUMENTS

- D. 51,055 7/1917 Board ..... D6/461
- D. 120,904 6/1940 Beaver ..... D6/450
- D. 306,668 3/1990 Keller ..... D6/465
- D. 321,296 11/1991 Miranda ..... D6/461

FIG. 6 is a bottom plan view thereof;

FIG. 7 is a perspective view of a second embodiment of the shelf unit shown in FIG. 1;

FIG. 8 is a front elevational view thereof;

FIG. 9 is a rear elevational view thereof;

FIG. 10 is a side elevational view, the other side being a mirror image thereof;

FIG. 11 is a top plan view thereof;

FIG. 12 is a bottom plan view thereof;

FIG. 13 is a perspective view of a third embodiment of the shelf unit shown in FIG. 1;

FIG. 14 is a front elevational view thereof;

FIG. 15 is a rear elevational view thereof;

FIG. 16 is a side elevational view, the other side being a mirror image thereof;

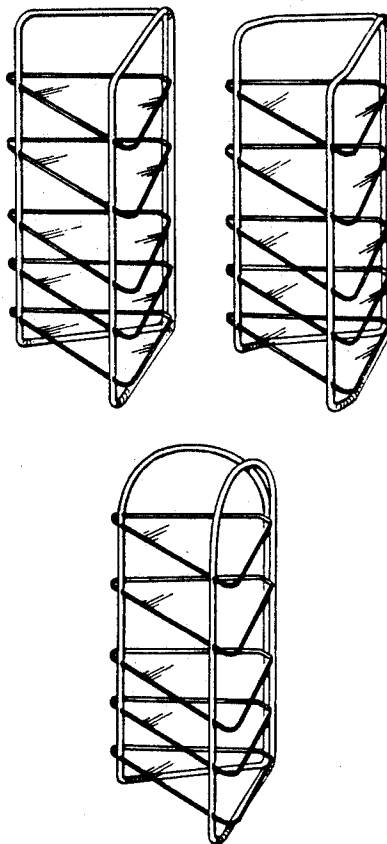
FIG. 17 is a top plan view thereof; and,

FIG. 18 is a bottom plan view thereof.

#### OTHER PUBLICATIONS

- DIA, Inc., ©1983; Etagerie #33-B on page.
- DIA, Inc., ©1983; Etagerie #12-C Triangular on page.

Primary Examiner—Carmen H. Vales-Lado  
Attorney, Agent, or Firm—George A. Seaby



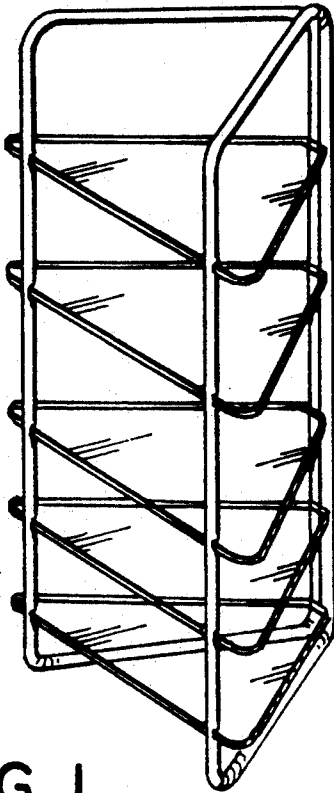


FIG. 1

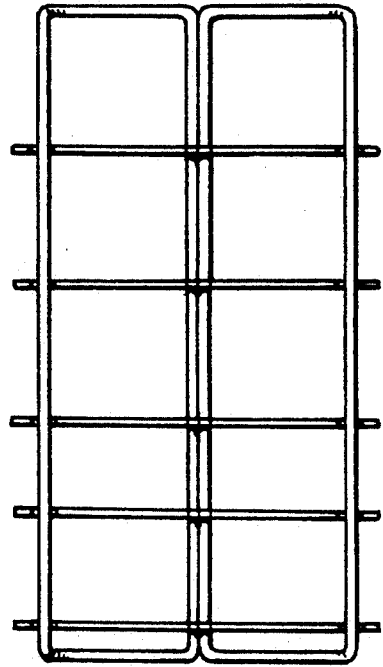


FIG. 2

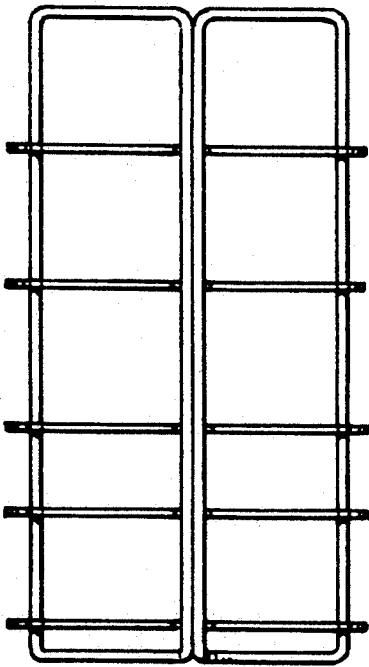


FIG. 3

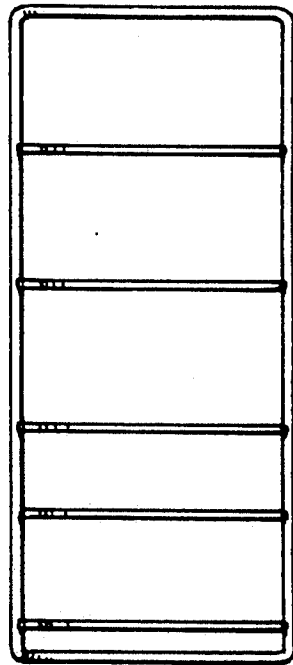


FIG. 4

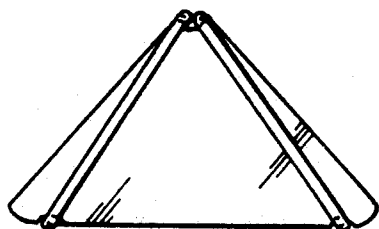


FIG. 5

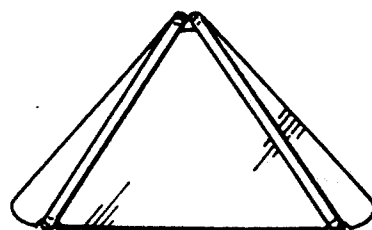


FIG. 6

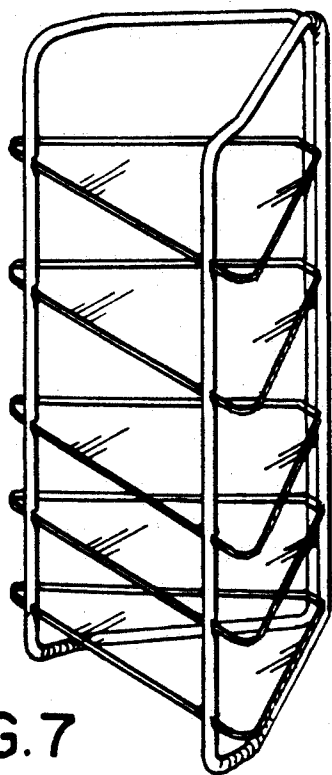


FIG. 7

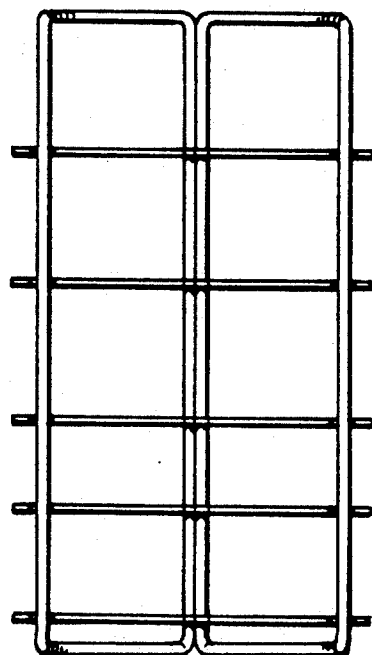


FIG. 8

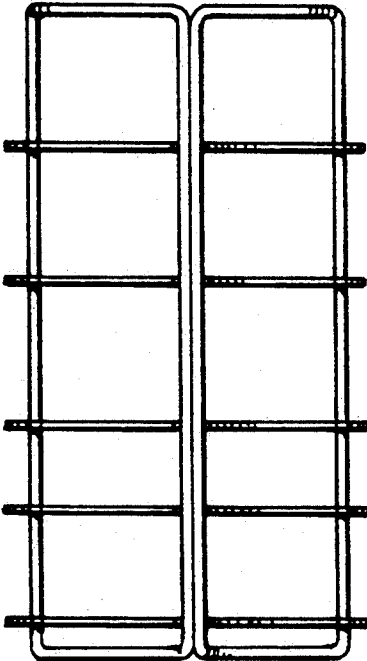


FIG. 9




FIG. 10

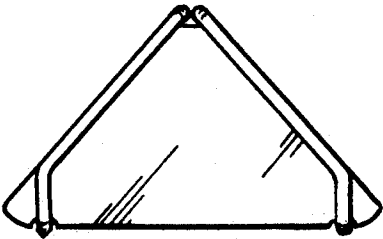


FIG. 11

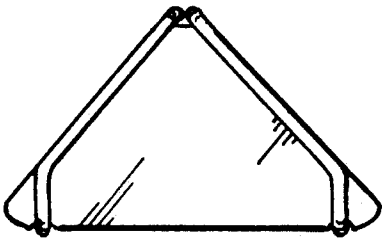


FIG. 12

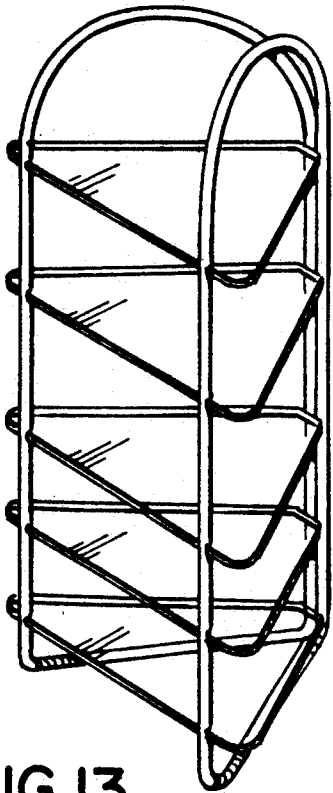


FIG. 13

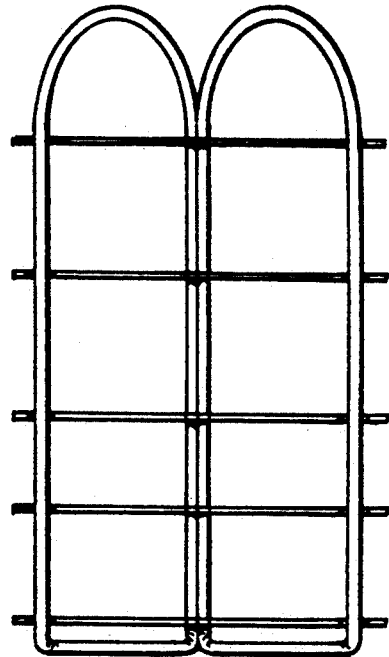


FIG. 14

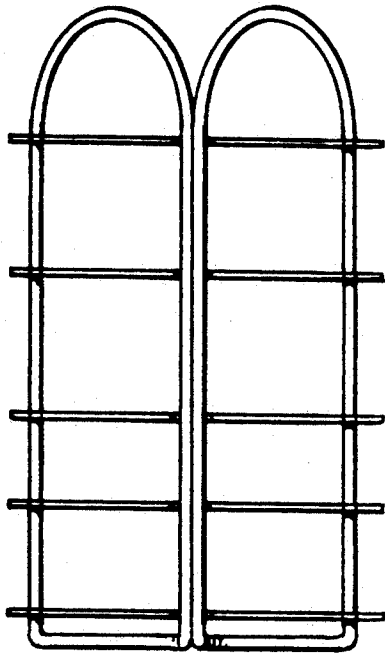


FIG. 15

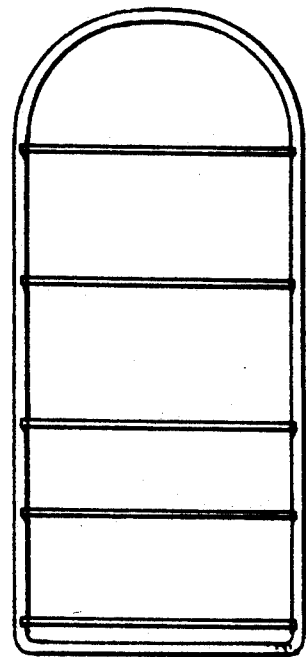


FIG. 16

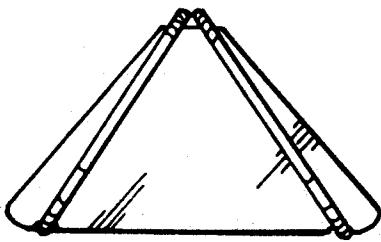


FIG. 17

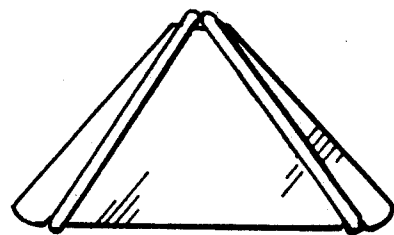


FIG. 18